

VICTOR REINZ®



**RENAULT
Q2 / 2024**



VictorReinz.com/online-catalog

Victor Reinz®

at a Glance



Online Catalog

VictorReinz.com/online-catalog



Newsletter

VictorReinz.com/EN/News/Newsletter.aspx?region



Youtube

www.youtube.com/user/VictorReinzSealingEN



Catalog News

VictorReinz.com/news



Technical Service Information

VictorReinz.com/tsi



Facebook

www.facebook.com/VictorReinzParts



Just seal it!

VictorReinz.com/jsi



Technical Datasheet

VictorReinz.com/jsi-datasheet



LinkedIn

www.linkedin.com/showcase/victor-reinz-emea



Safety Datasheet

VictorReinz.com/jsi-datasheet



Homepage

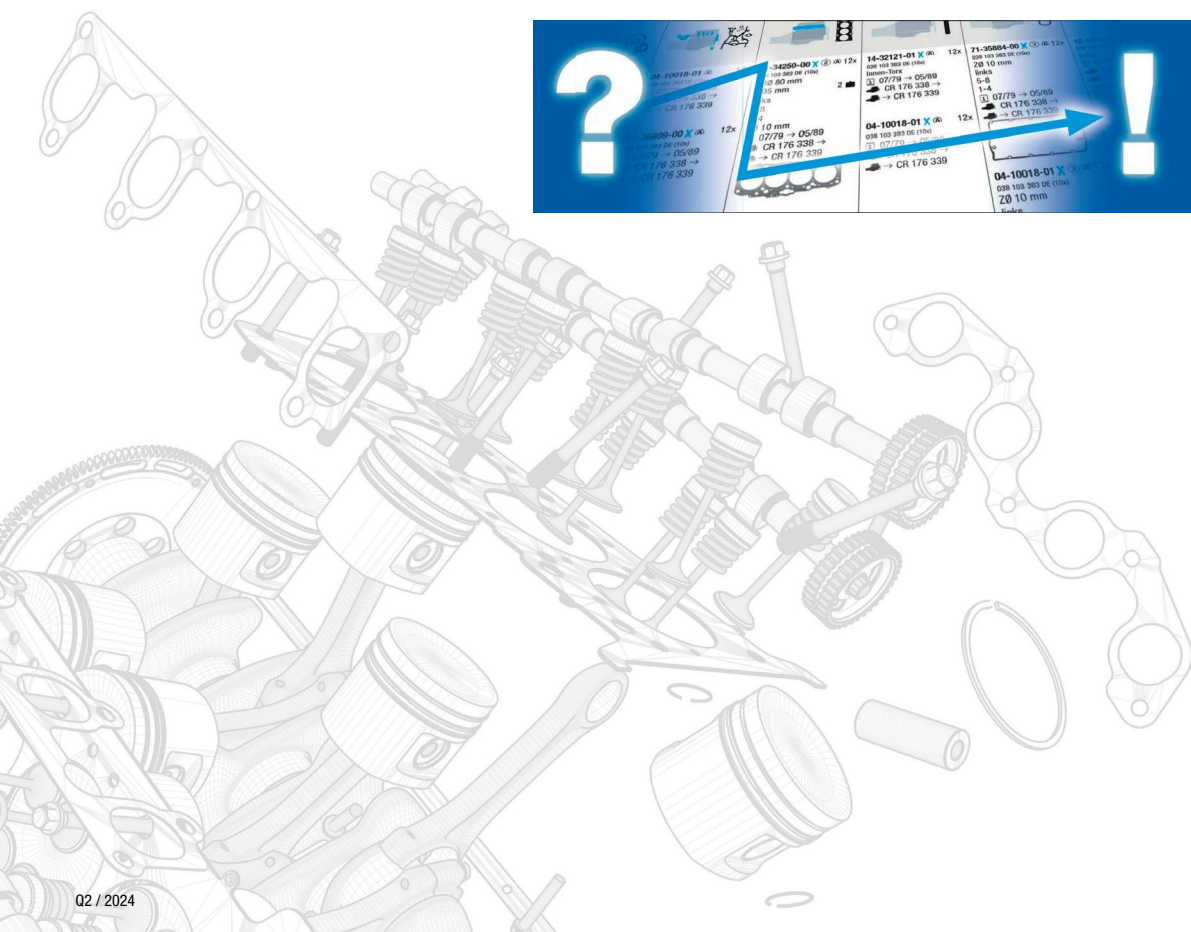
VictorReinz.com



VictorReinz.com/catalog-info



VictorReinz.com/catalog-how-to-use



RENAULT



0-9	
798-10	14
8140.07.2530 ID	6
8140.07.2585	7
8140.21.235	5
8140.23.2565	8
8140.23.2585	8
8140.27.2530 IDS	6
8140.43.2585	9
8140.43.B.3586	8
8140.43.B.3588	8
8140.43.C.2586	8
8140.43.S.2585	8
8140.43.S.3585	8
8140.43K	8
8140.43N.3585	9
8140.47.2530 IDR	6
8140.47.2585	7
8140.47.2590	7
8140.61.235	5
8140.63.2585	9
8140.67.2585	8

D	
DCI 4-B	10
DCI 4-C	10
DCI 6-A	14
DCI 6-W	15
DTI11	27
DTI11-122HH	27
DTI11-122HI	27
DTI11-122HJ	27
DTI13	34
DTI13-122HK	34
DTI13-122HL	34
DTI13-122HM	34
DTI5-122HN	11
DTI5-122HP	11
DTI8-122HQ	17
DTI8-122HR	17
DTI8-122HS	17
DXi 11	28
DXi 12	33
DXi 13	34
DXi 2,5	6



DXi 3	9
DXi 5	11
DXi 5-180	11
DXi 5-220	11
DXi 7	16
DXi 7-270	16
DXi 7-300	16
DXi 7-310	16
DXi 7-340	16

E	
EE9-502	34

M	
MACK E.TECH A/46	30
MACK E.TECH B/46	30
MACK E.TECH C/46	30
MDS 06.35.40 A	30
MID 06.20.30	17
MIDR 04.02.26 A/4	11
MIDR 04.02.26 A/41	11
MIDR 04.02.26 B/4	11
MIDR 04.02.26 B/41	11
MIDR 06.02.12 D	12
MIDR 06.02.26	15
MIDR 06.02.26 D	15
MIDR 06.02.26 H	15
MIDR 06.02.26 Q	15
MIDR 06.02.26 S	15
MIDR 06.02.26 U	15
MIDR 06.02.26 U/4	16
MIDR 06.02.26 V	15
MIDR 06.02.26 V/4	16
MIDR 06.02.26 V/41	16
MIDR 06.02.26 W	15
MIDR 06.02.26 W/4	16
MIDR 06.02.26 W/41	16
MIDR 06.02.26 X	15
MIDR 06.02.26 Y/41	16
MIDR 06.20.45	19
MIDR 06.20.45 A2	20
MIDR 06.20.45 B3	20
MIDR 06.20.45 C/4	21
MIDR 06.20.45 D	19, 21-23
MIDR 06.20.45 D/41	21, 23



MIDR 06.20.45 D3	21-22
MIDR 06.20.45 E	20
MIDR 06.20.45 E/41	21, 24
MIDR 06.20.45 E2	20
MIDR 06.20.45 E3	20
MIDR 06.20.45 H	20
MIDR 06.20.45 I41	20
MIDR 06.20.45 L	20
MIDR 06.20.45 M3	20
MIDR 06.20.45 M41	24
MIDR 06.20.45 R41	24
MIDR 06.23.56 A/3	28
MIDR 06.23.56 A/41	28
MIDR 06.23.56 B/41	28
MIDR 06.24.65 A/42	29
MIDR 06.24.65 B/42	29
MIDR 06.24.65 C/42	29
MIDR 06.35.40	30
MIDR 06.35.40 C	29
MIDR 06.35.40 G	31
MIDR 06.35.40 H	29, 32
MIDR 06.35.40 J/3	32-33
MIDR 06.35.40 J1	32
MIDR 06.35.40 L1	32
MIDR 06.35.40 M3	32
MIDR 06.35.40 N/3	32
MIDR 06.35.40 P/41	33
MIDS 06.02.12 B	12-13
MIDS 06.02.12 C	13
MIDS 06.02.12 D/3	14
MIDS 06.20.30	17-18
MIDS 06.20.30 N	17
MIDS 06.20.30 N1	17-18
MIDS 06.20.30 P	17-18
MIDS 06.20.45	25
MIDS 06.20.45 B	21-22, 25-26
MIDS 06.20.45 J	20
MIDS 06.20.45 J3	20
MIDS 06.35.40 D	33
MIHR 06.20.45 A41	26
MIPR 06.20.45 A3	27
MIPS 06.20.45 B	27
Mack-EE9-530	34
Mack-EE9-560	34



Z	
ZD3 A 600	10
ZD3 A 604	10

D	
dCi 11 B/43	28
dCi 11-270	28
dCi 11C	28
dCi 11E	28
dCi 11G	28

RENAULT

Ltr.












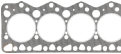















































































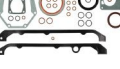


























2,4 8140.21.235

68-71 kW (92-96 PS)




1

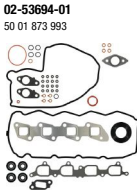
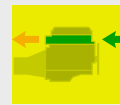
2,4 8140.61.235

53 kW (72 PS)

										
		08-31749-04		61-45225-00 1,2 mm 	14-32096-01 50 01 001 215 (10x) +50 01 001 216 (12x) 	71-31733-00 	12-34914-05 74 20 459 855 (8x)  8x 70-34914-00 74 20 459 855 	71-33621-00  4x 77 00 034 967  71-33654-00  4x 77 01 035 824  71-33957-00  	71-34049-10 	81-33624-10  77 01 035 019 90x115 A SL LD FPM  81-33627-00  77 01 035 740 55x70 A SL RD FPM 
02-31733-01 77 01 203 210  566732→  1051188                                                              	08-31749-01  	61-31810-00 77 01 038 871 95 Ø 1,9 mm  12/88  61-33610-00 77 01 038 393 95,2 Ø 1,65 mm  01/89→ 61-33610-10 95,2 Ø 1,7 mm  01/89→ 61-33610-20 95,2 Ø 1,8 mm 	14-32096-01 50 01 001 215 (10x) +50 01 001 216 (12x) 	71-31733-00  566732→  1051188  71-31739-10 77 01 031 953  566731  71-33951-10 50 01 846 751  1051189→ 	12-34914-05 74 20 459 855 (8x)  8x 70-34914-00 74 20 459 855 	71-33621-00  4x 77 00 034 967  71-33654-00  4x 77 01 035 824 	71-34049-10 	81-33623-00  50 01 000 786 70x90 A SL RD FPM  81-33624-10  77 01 035 019 90x115 A SL LD FPM  81-33627-00  77 01 035 740 55x70 A SL RD FPM 		

RENAULT


Ltr.  2,5 DXi 2,5  81-110 kW (110-150 PS)  1





02-53694-01
50 01 873 993


61-53635-00
50 01 869 309
89 Ø
0,9 mm
MLS 0

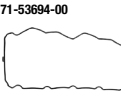
61-53635-10
50 01 869 310
89 Ø
0,93 mm
MLS 1 

61-53635-20
50 01 869 311
89 Ø
0,95 mm
MLS 2 


61-53635-30
50 01 869 312
89 Ø
0,98 mm
MLS 3 

61-53635-40
50 01 869 313
89 Ø
1 mm
MLS 4 

61-53635-50
50 01 869 315
89 Ø
1,03 mm
MLS 5 



71-53694-00



12-52772-03



71-53692-00 

50 01 869 631



71-53198-00 

50 01 869 633



70-31414-10



81-53387-00 

50x62
RD



81-41272-00 

84x104
A SL LD



2,5 8140.07.2530 ID 56-85 kW (76-116 PS)
8140.27.2530 IDS
8140.47.2530 IDR




01-31733-09



02-31733-10
77 01 205 185

61-33945-30
77 01 035 093
1,2 mm

61-33945-40
77 01 043 276
1,4 mm


61-33945-50
77 01 043 277
1,5 mm
13 mm 2 



14-32096-01
50 01 001 215 (10x)
+50 01 001 216 (12x)



71-31733-00



12-34914-05
74 20 459 855 (8x)




70-34914-00
74 20 459 855



71-33621-00 

77 00 034 967



71-33654-00 

77 01 035 824



71-33958-00 

77 01 035 824



71-34049-10

81-33623-00 

50 01 000 786
70x90
A SL RD FPM






81-33627-00 

77 01 035 740
55x70
A SL RD FPM



RENAULT

Ltr.   

2,5 8140.07.2585 55 kW (75 PS)



01-31733-09



02-31733-10



61-33945-30

77 01 035 093
1,2 mm

61-33945-40

77 01 043 276
1,4 mm

61-33945-50

77 01 043 277
1,5 mm
13 mm

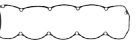


14-32096-01

50 01 001 215 (10x)
+50 01 001 216 (12x)



71-31733-00



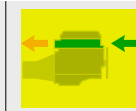
12-34914-05

74 20 459 855 (8x)



70-34914-00

74 20 459 855



71-33621-00 

77 00 034 967



71-33654-00 

77 01 035 824



71-33958-00 



71-34049-10



81-33623-00 

50 01 000 786
70x90
A SL RD FPM



81-90042-00 

50 01 865 996
FPM



81-33627-00 

77 01 035 740
55x70
A SL RD FPM



2,5 8140.07.2585 85 kW (116 PS)

01-33951-05



02-33951-08



61-33945-30

77 01 035 093
1,2 mm

61-33945-40

77 01 043 276
1,4 mm


61-33945-50

77 01 043 277
1,5 mm
13 mm



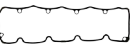
14-32096-01

50 01 001 215 (10x)
+50 01 001 216 (12x)



71-33951-10

50 01 846 751



12-34914-05

74 20 459 855 (8x)



70-34914-00

74 20 459 855



71-33621-00 

77 00 034 967




71-33654-00 

77 01 035 824



71-83048-00



81-33623-00 

50 01 000 786
70x90
A SL RD FPM



2,5 8140.47.2590 85 kW (116 PS)

01-33951-05



02-33951-08



61-33945-30


77 01 035 093
1,2 mm

61-33945-40

77 01 043 276
1,4 mm


61-33945-50

77 01 043 277
1,5 mm
13 mm



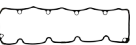
14-32096-01

50 01 001 215 (10x)
+50 01 001 216 (12x)



71-33951-10

50 01 846 751



70-34914-00

74 20 459 855



71-33621-00 

77 00 034 967



71-33654-00 

77 01 035 824



71-83048-00






81-33623-00 



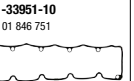
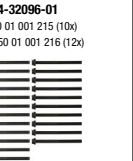


50 01 000 786
70x90
A SL RD FPM



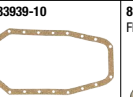
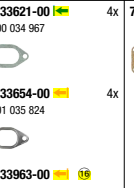

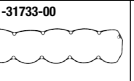

RENAULT

Ltr.   

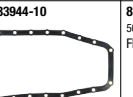
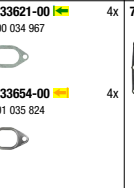

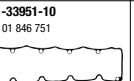


2,5 8140.67.2585 55 kW (75 PS)



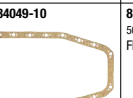

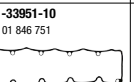

2,8 8140.23.2565 76-78 kW (103-106 PS)
8140.23.2585









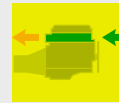












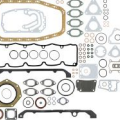















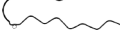







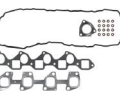





















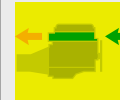













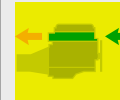


















































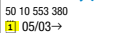






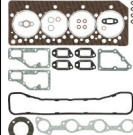


















2,8 8140.43.B.3586 78-94 kW (106-128 PS)
8140.43.B.3588
8140.43.C.2586
8140.43.S.2585
8140.43.S.3585
















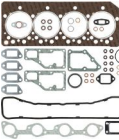















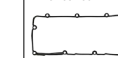
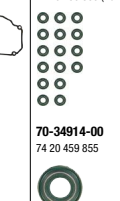








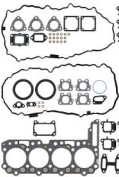
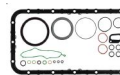





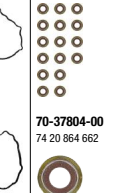




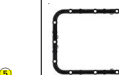



2,8 8140.43K 103-107 kW (140-146 PS)



RENAULT														
Ltr.														
2,8	8140.43N.3585		107 kW (146 PS)					61-33950-00 77 01 044 225 1,3 mm 61-33950-10 77 01 044 226 1,4 mm 61-33950-20 77 01 044 227 1,5 mm 	14-32096-01 50 01 001 215 (10x) +50 01 001 216 (12x) 	71-33951-10 50 01 846 751 	12-34914-05 74 20 459 855 (8x)  70-34914-00 74 20 459 855 	 8x		81-90042-00 K↔ 50 01 865 996 FPM 
2,8	8140.43.2585		90 kW (122 PS)	01-33951-07 	02-33951-07 			61-33950-00 77 01 044 225 1,3 mm 61-33950-10 77 01 044 226 1,4 mm 61-33950-20 77 01 044 227 1,5 mm 	14-32096-01 50 01 001 215 (10x) +50 01 001 216 (12x) 	71-33951-10 50 01 846 751 	70-34914-00 74 20 459 855 	8x 71-33621-00 K↔ 77 00 034 967  71-33654-00 77 01 035 824  71-33963-00 	4x 71-34049-10 	81-10173-00 K↔ FPM  81-90042-00 K↔ 50 01 865 996 FPM 
2,8	8140.63.2585		63-64 kW (86-87 PS)	01-33956-05 	02-33956-03 			61-33955-00 1,6 mm 61-33955-10 1,7 mm 61-33955-20 1,8 mm 	14-32096-01 50 01 001 215 (10x) +50 01 001 216 (12x) 	71-33956-00 	12-34914-05 74 20 459 855 (8x)  70-34914-00 74 20 459 855 	8x 71-33621-00 K↔ 77 00 034 967  71-33654-00 77 01 035 824 	4x 71-33944-10 	81-90042-00 K↔ 50 01 865 996 FPM 
3,0	DXI 3		110 kW (150 PS)	MAXITY	03/07	01-53583-02 77 01 058 179 	02-53583-02 77 01 475 738 	04-10212-01 	61-53530-00 77 01 058 029 97 Ø 0,65 mm MLS  61-53530-10 77 01 058 030 97 Ø 0,7 mm MLS 	14-32279-01 77 01 058 031 (4x) +77 01 058 032 (14x) 	71-53583-00 	12-52748-01 77 01 064 021 (16x)  70-33957-00 74 20 459 855 	16x 71-53586-00 K↔ 77 01 057 927  71-38512-00 77 01 059 057 	81-53584-00 K↔ 77 01 058 087 52x66 FPM  81-90044-00 K↔ 77 01 058 047 

RENAULT															
Ltr.															
3,0	ZD3 A 600	85 kW (115 PS)			01-53583-02 77 01 058 179 	02-53583-02 77 01 475 738 			61-53530-00 77 01 058 029 97 Ø 0,65 mm MLS  61-53530-10 77 01 058 030 97 Ø 0,7 mm MLS 	14-32279-01 77 01 058 031 (4x) +77 01 058 032 (14x) 	71-53583-00 	12-52748-01 77 01 064 021 (16x)  70-53957-00 16x 	71-53586-00  77 01 057 927  71-38512-00  77 01 059 057 	81-53584-00  77 01 058 087 52x66 FPM  81-90044-00  77 01 058 047 	
3,0	ZD3 A 604	115 kW (156 PS)			01-53583-02 77 01 058 179 	02-53583-02 77 01 475 738 		04-10193-01  	61-53530-00 77 01 058 029 97 Ø 0,65 mm MLS  61-53530-10 77 01 058 030 97 Ø 0,7 mm MLS 	14-32279-01 77 01 058 031 (4x) +77 01 058 032 (14x) 	71-53583-00 	12-52748-01 77 01 064 021 (16x)  70-53957-00 16x 	71-53586-00  77 01 057 927  71-38512-00  77 01 059 057 	81-53584-00  77 01 058 087 52x66 FPM  81-90044-00  77 01 058 047 	
4,1	DCI 4-B	110-112 kW (150-152 PS)	MIDLUM	01/00		02-31125-02 50 01 856 179 	08-37729-01 50 01 856 180  08-37729-02 50 01 858 745 		61-31125-00 50 10 450 664 112 Ø 1,5 mm 		71-37686-00 50 10 622 085  71-37687-00  50 10 553 703 	12-37794-02 50 00 676 155 (8x)  70-37794-00 50 00 676 155 	71-37827-00  50 00 684 638  71-37874-00  50 10 450 519  71-37876-00  50 10 553 380 	71-37729-00 50 10 450 772  71-38484-00 50 10 450 945 	81-25013-30  50 10 339 722 80x100 B SL RD PTFE  81-33801-00  50 10 339 723 110x130 B SL LD PTFE ACM 
4,1	DCI 4-B DCI 4-C	112-128 kW (152-174 PS)	MIDLUM	10/01		02-31125-02 50 01 856 179 	08-37729-02 50 01 858 745 		61-31125-00 50 10 450 664 112 Ø 1,5 mm 		71-37686-00 50 10 622 085  71-37687-00  50 10 553 703 	12-37794-02 50 00 676 155 (8x)  70-37794-00 50 00 676 155 	71-37827-00  50 00 684 638  71-37874-00  50 10 450 519  71-37876-00  50 10 553 380 	71-38484-00 50 10 450 945 	81-25013-30  50 10 339 722 80x100 B SL RD PTFE  81-33801-00  50 10 339 723 110x130 B SL LD PTFE ACM 

RENAULT

RENAULT															
4,1	 MIDR 04.02.26 A/4 MIDR 04.02.26 A/41 MIDR 04.02.26 B/4 MIDR 04.02.26 B/41	100-112 kW (136-152 PS)	MIDLINER MIDLUM	 05/96		 02-31125-01 50 01 835 770	 08-33801-01 50 01 835 771		 61-31125-00 50 10 450 664 112 Ø 1,5 mm		 71-37686-00 50 10 622 085	 12-37794-02 50 00 676 155 (8x) 70-37794-00 50 00 676 155 8x	 71-37827-00  50 00 684 638 71-37869-00  50 00 684 470 4x	 70-31414-10 	 81-25013-30  50 10 339 722 80x100 B SL RD PTFE 81-33801-00  50 10 339 723 110x130 B SL LD PTFE ACM
4,8	DXI 5 DXI 5-180 DXI 5-220	118-161 kW (160-220 PS)	D-Serie MIDLUM	05/06					 61-36835-00 74 20 859 732 1,15 mm  61-36835-10 74 20 859 733 1,25 mm 		 71-37698-00 74 20 795 233	 12-34914-06 74 20 459 855 (16x) 70-34914-00 74 20 459 855 16x	 71-37842-00  74 20 794 356 71-36731-00  74 20 911 633 2x	 70-31414-10 	 81-35999-00  74 21 486 081 81x104 FPM 81-10424-00  74 21 486 084 130x150 A SL LD FPM
5,1	DTIS-122HN DTIS-122HP	154-177 kW (209-241 PS)	D-Serie	01/13		 02-10147-01 74 21 914 900	 08-11736-01 74 21 914 897		 61-10147-00 74 22 231 933 114,5 Ø 1,15 mm MLS	 14-11702-01 74 00 993 799 (14x) +74 00 993 802 (4x) +74 00 984 757 (1x) +74 00 975 192 (1x)	 71-11781-00  74 21 717 476 71-11782-00  74 21 717 615	 12-37804-02 74 20 864 662 (16x) 70-37804-00 74 20 864 662 16x	 71-11685-00  74 21 698 165 11-11685-01  74 21 914 906 16x 71-11689-00  74 21 742 293 4x	 71-11736-00 74 21 537 231	 81-10466-00  74 21 481 950 81-10463-00  74 21 230 631

RENAULT

Ltr.  5,5 MIDR 06.02.12 D 113-135 kW (154-183 PS) G-Serie MIDLINER 10/82-03/93 



5,5 MIDR 06.02.12 D 113-135 kW (154-183 PS) G-Serie MIDLINER 10/82-03/93


02-29225-03
50 01 826 449

08-37733-01
50 01 826 450

61-29225-00
50 10 450 731
112 Ø
1,5 mm


71-37676-00
50 00 794 488

12-37797-01
08 52 959 800 (6x)

71-37869-00  6x
50 00 684 470

71-37731-00
00 36 813 035


81-37916-00 
50 00 133 683
60x75
A SL RD FPM




81-37733-00 
50 00 680 251
110x130
A SL LD FPM




5,5 MIDR 06.02.12 D 127-135 kW (173-183 PS) MIDLINER 10/82-09/93



02-29225-03
50 01 826 449
 05/90

08-37733-01
50 01 826 450
 12/90



61-29225-00
50 10 450 731
112 Ø
1,5 mm


71-37676-00
50 00 794 488
 05/90

12-37797-01
08 52 959 800 (6x)

71-37828-00  2x
50 00 676 810
 06/90→



71-37731-00
00 36 813 035

81-37916-00 
50 00 133 683
60x75
A SL RD FPM
 05/90





81-25013-30 
50 10 339 722
80x100
B SL RD PTFE
 06/90→





81-37733-00 
50 00 680 251
110x130
A SL LD FPM
 12/90




81-33801-00 
50 10 339 723
110x130
B SL LD PTFE ACM
 01/91→




02-29225-02
50 01 830 817
 06/90→

08-33801-02
50 01 826 453
 01/91→







RENAULT


Ltr.  5,5 MIDS 06.02.12 B 117 kW (159 PS) MIDLINER  1 05/89-09/93







5,5 MIDS 06.02.12 B 117 kW (159 PS) MIDLINER 05/89-09/93




02-29225-03
50 01 826 449
 05/90









02-29225-02
50 01 830 817
 06/90→


08-37733-01
50 01 826 450
 05/90







08-33801-02
50 01 826 453
 06/90→







61-29225-00
50 10 450 731
112 Ø
1,5 mm



71-37676-00
50 00 794 488
 05/90



71-37688-00
50 10 622 086
 06/90→





12-37797-01
08 52 959 800 (6x)







70-37797-00
08 52 959 800






71-37828-00  2x
50 00 676 810




71-37869-00  6x
50 00 684 470



71-37731-00
00 36 813 035






81-37916-00 
50 00 133 683
60x75
A SL RD FPM
 05/90






81-25013-30 
50 10 339 722
80x100
B SL RD PTFE
 06/90→




81-37733-00 
50 00 680 251
110x130
A SL LD FPM
 05/90







81-33801-00 
50 10 339 723
110x130
B SL LD PTFE ACM
 06/90→






5,5 MIDS 06.02.12 C 103 kW (140 PS) MIDLINER 04/89-09/93




02-29225-04
50 01 830 818
 02/90


02-29225-02
50 01 830 817
 03/90→







08-33801-02
50 01 826 453







61-29225-00
50 10 450 731
112 Ø
1,5 mm



71-37676-00
50 00 794 488
 02/90



71-37688-00
50 10 622 086
 03/90→





12-37797-01
08 52 959 800 (6x)






70-37797-00
08 52 959 800





71-37828-00  2x
50 00 676 810



71-37869-00  6x
50 00 684 470



71-37731-00
00 36 813 035










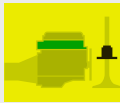
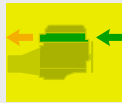





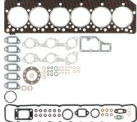










































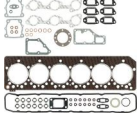

























81-25013-30 
50 10 339 722
80x100
B SL RD PTFE




81-33801-00 
50 10 339 723
110x130
B SL LD PTFE ACM



RENAULT

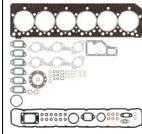
RENAULT															
Ltr. 															
5,5	MIDS 06.02.12 D/3	110 kW (150 PS)	MIDLINER	01/94-05/96		02-28915-02 50 01 854 364 	08-33801-02 50 01 826 453 		61-28915-00 50 10 450 423 112 Ø 1,5 mm 		71-37688-00 50 10 622 086 	12-37794-03 50 00 676 155 (12x)  12x	71-37828-00  2x 50 00 676 810  71-37869-00  6x 50 00 684 470  12x 70-37794-00 50 00 676 155 	71-37731-00 00 36 813 035 	81-25013-30  50 10 339 722 80x100 B SL RD PTFE  81-33801-00  50 10 339 723 110x130 B SL LD PTFE ACM 
5,5	798-10	113 kW (154 PS)	MIDLINER	05/83-07/86					61-29225-00 50 10 450 731 112 Ø 1,5 mm 				71-37828-00  2x 50 00 676 810  71-37869-00  6x 50 00 684 470 		
6,2	DCI 6-A	195 kW (265 PS)	MIDLUM	10/01		02-28915-03 50 01 856 181 	08-37738-01 50 01 858 729 		61-28915-00 50 10 450 423 112 Ø 1,5 mm 		71-37688-00 50 10 622 086   04/03 71-39579-00  50 10 553 654   05/03→	12-37794-03 50 00 676 155 (12x)  12x	71-37828-00  2x 50 00 676 810  71-37874-00  6x 50 10 450 519   04/03 71-37883-00   50 10 553 379   05/03→	71-37738-00 50 10 450 956 	81-25013-30  50 10 339 722 80x100 B SL RD PTFE  81-33801-00  50 10 339 723 110x130 B SL LD PTFE ACM 
6,2	DCI 6-A	195 kW (265 PS)	PREMIUM DISTRIBUTION	08/00		02-28915-03 50 01 856 181 	08-37738-01 50 01 858 729 		61-28915-00 50 10 450 423 112 Ø 1,5 mm 		71-37688-00 50 10 622 086   04/03 71-39579-00  50 10 553 654   05/03→	12-37794-03 50 00 676 155 (12x)  12x	71-37828-00  2x 50 00 676 810  71-37874-00  6x 50 10 450 519   04/03 71-37883-00   50 10 553 379   05/03→	71-37739-00 50 10 450 773  09/01  71-37738-00 50 10 450 956  10/01→ 	81-25013-30  50 10 339 722 80x100 B SL RD PTFE  81-33801-00  50 10 339 723 110x130 B SL LD PTFE ACM 

RENAULT

Ltr.  6,2 DCI 6-W 154-158 kW (209-215 PS) MIDLUM PREMIUM DISTRIBUTION 04/96




02-28915-02
50 01 854 364





08-33801-02
50 01 826 453






61-28915-00
50 10 450 423
112 Ø
1,5 mm




71-37688-00
50 10 622 086
 04/03




71-39579-00 
50 10 553 654
 05/03→



12-37794-01
50 00 676 155 (6x)



70-37794-00
50 00 676 155



71-37828-00  2x
50 00 676 810





71-37869-00  6x
50 00 684 470





70-31414-10



81-25013-30  2x
50 10 339 722
80x100
B SL RD PTFE



81-33801-00 
50 10 339 723
110x130
B SL LD PTFE ACM



6,2 MIDR 06.02.26 144-166 kW (196-226 PS) G-Serie MIDLINER 09/87-10/96

02-28915-01
50 01 826 451
 02/90




02-28915-02
50 01 854 364
 03/90→





08-33801-02
50 01 826 453





61-28915-00
50 10 450 423
112 Ø
1,5 mm




71-37676-00
50 00 794 488
 02/90




71-37688-00
50 10 622 086
 03/90→





12-37794-01
50 00 676 155 (6x)





70-37794-00
50 00 676 155



71-37828-00  2x
50 00 676 810





71-37869-00  6x
50 00 684 470





71-37731-00
00 36 813 035



81-25013-30  2x
50 10 339 722
80x100
B SL RD PTFE

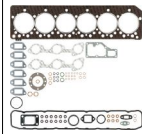


81-33801-00 
50 10 339 723
110x130
B SL LD PTFE ACM



6,2 MIDR 06.02.26 D 110-166 kW (150-226 PS) CLR C-Serie G-Serie MANAGER MIDLINER 05/90-01/00


02-28915-02
50 01 854 364




08-33801-02
50 01 826 453




61-28915-00
50 10 450 423
112 Ø
1,5 mm




71-37688-00
50 10 622 086



12-37794-01
50 00 676 155 (6x)



70-37794-00
50 00 676 155



71-37828-00  2x
50 00 676 810




71-37869-00  6x
50 00 684 470




71-37731-00
00 36 813 035

















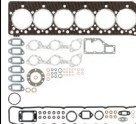














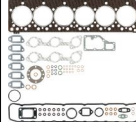


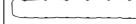












































81-25013-30  2x
50 10 339 722
80x100
B SL RD PTFE



81-33801-00 
50 10 339 723
110x130
B SL LD PTFE ACM



RENAULT

RENAULT																	
Ltr. 																	
6,2	MIDR 06.02.26 U/4 MIDR 06.02.26 V/4 MIDR 06.02.26 Y/41	110-184 kW (150-250 PS)	MIDLINER MIDLUM PREMIUM DISTRIBUTION	11/92		<p>02-28915-02 50 01 854 364</p> 	<p>08-33801-02 50 01 826 453</p> 		<p>61-28915-00 50 10 450 423 112 Ø 1,5 mm</p> 		<p>71-37688-00 50 10 622 086</p> 	<p>12-37794-03 50 00 676 155 (12x)</p>  <p>70-37794-00 50 00 676 155</p> 	12x	<p>71-37828-00  50 00 676 810</p>  <p>71-37869-00  50 00 684 470</p> 	6x	<p>70-31414-10</p> 	<p>81-25013-30  50 10 339 722 80x100 B SL RD PTFE</p>  <p>81-33801-00  50 10 339 723 110x130 B SL LD PTFE ACM</p> 
6,2	MIDR 06.02.26 V/41	132 kW (180 PS)	MIDLINER	05/96-01/00		<p>02-28915-02 50 01 854 364</p> 	<p>08-33801-02 50 01 826 453</p> 		<p>61-28915-00 50 10 450 423 112 Ø 1,5 mm</p> 		<p>71-37688-00 50 10 622 086</p> 	<p>12-37794-01 50 00 676 155 (6x)</p>  <p>70-37794-00 50 00 676 155</p>  <p>70-37794-00 50 00 676 155</p> 	12x 6x	<p>71-37828-00  50 00 676 810</p>  <p>71-37869-00  50 00 684 470</p> 	6x	<p>70-31414-10</p> 	<p>81-25013-30  50 10 339 722 80x100 B SL RD PTFE</p>  <p>81-33801-00  50 10 339 723 110x130 B SL LD PTFE ACM</p> 
6,2	MIDR 06.02.26 W/4 MIDR 06.02.26 W/41	151-158 kW (205-215 PS)	MIDLINER MIDLUM PREMIUM DISTRIBUTION	05/92		<p>02-28915-02 50 01 854 364</p> 	<p>08-33801-02 50 01 826 453</p> 		<p>61-28915-00 50 10 450 423 112 Ø 1,5 mm</p> 		<p>71-37688-00 50 10 622 086</p> 	<p>12-37794-01 50 00 676 155 (6x)</p>  <p>70-37794-00 50 00 676 155</p> 	6x	<p>71-37828-00  50 00 676 810</p>  <p>71-37869-00  50 00 684 470</p> 	6x	<p>70-31414-10</p> 	<p>81-25013-30  50 10 339 722 80x100 B SL RD PTFE</p>  <p>81-33801-00  50 10 339 723 110x130 B SL LD PTFE ACM</p> 
7,1	DXi 7 DXi 7-270 DXi 7-300 DXi 7-310 DXi 7-340	177-250 kW (240-340 PS)	D-Serie MIDLUM PREMIUM 2 DISTRIBUTION PREMIUM 2 LANDER	10/05		<p>02-36840-01 74 21 366 087</p> 			<p>61-36840-00 74 20 980 442 109,5 Ø 1,15 mm</p>  <p>61-36840-10  74 20 996 260 109,5 Ø 1,25 mm</p>  <p>70-34914-00 74 20 459 855</p> 		<p>71-39468-00 74 20 788 793</p> 	<p>12-34914-03 74 20 459 855 (24x)</p>  <p>70-34914-00 74 20 459 855</p> 	24x	<p>71-37842-00  74 20 794 356</p>  <p>71-36731-00  74 20 911 633</p> 	3x	<p>70-31414-10</p> 	<p>81-35999-00  74 21 486 081 81x104 FPM</p>  <p>81-10424-00  74 21 486 084 130x150 A SL LD FPM</p> 






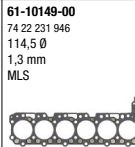
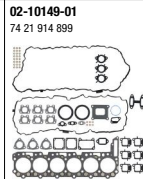
RENAULT

Ltr.  7,7 DT18-122HQ
DT18-122HR
DT18-122HS

184-235 kW (250-320 PS)

C-Serie
D ACCESS
D-Serie

01/13

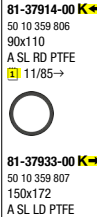
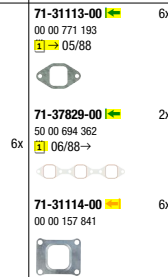
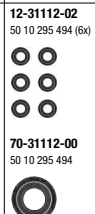
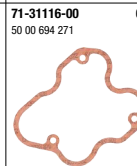
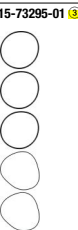
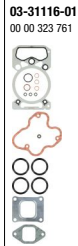


8,8 MID 06.20.30
MIDS 06.20.30
MIDS 06.20.30 N
MIDS 06.20.30 N1
MIDS 06.20.30 P

104-177 kW (141-241 PS)

C-Serie
G-Serie
TB

06/80



RENAULT

Ltr.  8,8 MIDS 06.20.30
MIDS 06.20.30 P


 169-177 kW (230-241 PS) MANAGER

 09/91-03/93



02-31115-02
50 01 825 565


08-37732-03
50 01 826 447


15-73295-01  6x

61-31115-00
50 10 295 726
128 Ø
1,25 mm


71-31116-00
50 00 694 271


12-31112-02
50 10 295 494 (6x)

71-37829-00  2x
50 00 694 362



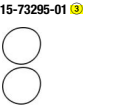
71-31114-00  6x
00 00 157 841

71-37732-00
50 10 240 656

81-37914-00 
50 10 359 806
90x110
A SL RD PTFE

81-37933-00 
50 10 359 807
150x172
A SL LD PTFE

8,8 MIDS 06.20.30 N1 162 kW (220 PS) CLR 05/86-05/91



02-31115-02
50 01 825 565

08-37732-02
50 01 826 446
 05/88


15-73295-01  6x


61-31115-00
50 10 295 726
128 Ø
1,25 mm

71-31116-00
50 00 694 271

12-31112-02
50 10 295 494 (6x)


71-31113-00  6x
00 00 771 193
 05/88

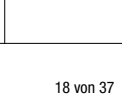





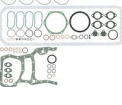


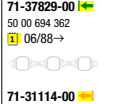


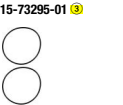
71-37829-00  2x
50 00 694 362
 06/88→

71-31114-00  6x
00 00 157 841


71-37732-00
50 10 240 656

81-37914-00 
50 10 359 806
90x110
A SL RD PTFE

81-37933-00 
50 10 359 807
150x172
A SL LD PTFE




RENAULT

Ltr. 






























MIDR 06.20.45
MIDR 06.20.45 D





























214-222 kW (291-302 PS)

FR1
G-Serie

















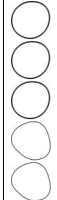
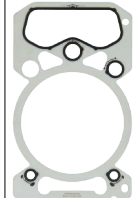










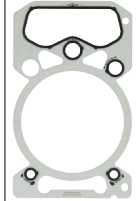


















 01/83



9,8	MIDR 06.20.45 MIDR 06.20.45 D	214-222 kW (291-302 PS)	FR1 G-Serie	 01/83		02-31116-02 50 00 793 222  03-31116-01 00 00 323 761 	08-37732-02 50 01 826 446  08-37732-03 50 01 826 447 	15-73295-01   6x 	61-31115-00 50 10 295 726 128 Ø 1,25 mm 	6x		71-31116-00 50 00 694 271 	6x	70-25824-20 00 24 472 534 	6x	71-31113-00   00 00 771 193  71-37829-00   50 00 694 362  71-31114-00   00 00 157 841 	6x 2x 6x	71-37732-00 50 10 240 656 	6x	81-37914-00   50 10 359 806 90x110 A SL RD PTFE  81-37933-00   50 10 359 807 150x172 A SL LD PTFE 
-----	----------------------------------	-------------------------	----------------	---	--	--	--	---	--	----	--	--	----	--	----	--	----------------	--	----	---

9,8	MIDR 06.20.45 MIDR 06.20.45 D	214-222 kW (291-302 PS)	G-Serie	11/85-12/89		02-31116-02 50 00 793 222  03-31116-01 00 00 323 761 	08-37732-02 50 01 826 446  08-37732-03 50 01 826 447 	15-73295-01   6x 	61-31115-00 50 10 295 726 128 Ø 1,25 mm 	6x		71-31116-00 50 00 694 271 	6x	70-25824-20 00 24 472 534 	6x	71-31113-00   00 00 771 193  71-37829-00   50 00 694 362  71-31114-00   00 00 157 841 	6x 2x 6x	71-37732-00 50 10 240 656 	6x	81-37914-00   50 10 359 806 90x110 A SL RD PTFE  81-37933-00   50 10 359 807 150x172 A SL LD PTFE 
-----	----------------------------------	-------------------------	---------	-------------	---	---	---	---	--	----	---	--	----	--	----	--	----------------	--	----	---

RENAULT

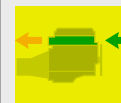
RENAULT																	
Ltr.																	
9,8	MIDR 06.20.45 A2 MIDR 06.20.45 E MIDR 06.20.45 E2 MIDR 06.20.45 E3 MIDR 06.20.45 H MIDR 06.20.45 I41 MIDR 06.20.45 L MIDR 06.20.45 M3 MIDS 06.20.45 J MIDS 06.20.45 J3	161-250 kW (219-340 PS)	AGORA C-Serie FR1 G-Serie MAJOR MANAGER MAXTER R-Serie	01/83				6x		6x			6x		2x		50 10 359 806 90x110 A SL RD PTFE  81-37914-00  50 10 359 807 150x172 A SL LD PTFE 
9,8	MIDR 06.20.45 B3	195 kW (265 PS)	MANAGER MAXTER	11/92-10/96				6x		6x			6x		6x		50 10 359 806 90x110 A SL RD PTFE  81-37933-00  50 10 359 807 150x172 A SL LD PTFE 
9,8	MIDR 06.20.45 B3	195-202 kW (265-275 PS)	MANAGER	09/91-10/96	 		6x		6x			6x		2x		50 10 359 806 90x110 A SL RD PTFE  81-37933-00  50 10 359 807 150x172 A SL LD PTFE 	

RENAULT

Ltr.    1

9,8 MIDR 06.20.45 C/4 188-249 kW (256-339 PS) KERAX
MIDR 06.20.45 D/41 MAXTER
MIDR 06.20.45 E/41 PREMIUM DISTRIBUTION
PREMIUM ROUTE

02/96



02-31115-01

50 01 834 578



08-37737-01

50 01 834 579



15-37737-01 

00 00 157 968 (2x)

+50 03 065 201 (1x)

+50 03 065 159 (1x)



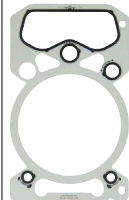
6x

61-31115-00

50 10 295 726

128 Ø


1,25 mm



6x


71-31116-00

50 00 694 271



71-37691-00  U

50 10 330 375



71-37692-00  0

50 10 330 381



12-31112-02

50 10 295 494 (6x)



70-31112-00

50 10 295 494



6x

71-37829-00 

50 00 694 362

71-37213-00 

50 10 295 218



2x

71-37737-00

50 10 330 152



81-37914-00 

50 10 359 806

90x110

A SL RD PTFE



81-37933-00 

50 10 359 807

150x172

A SL LD PTFE



9,8 MIDR 06.20.45 D 195-222 kW (265-302 PS) C-Serie
MIDR 06.20.45 D3 FR1
MIDS 06.20.45 B G-Serie
MANAGER
MAXTER

10/82

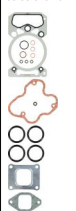
02-31116-02

50 00 793 222



03-31116-01

00 00 323 761



6x

08-37732-03

50 01 826 447

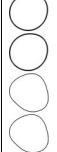


15-73295-01 

00 00 157 968 (2x)

+50 03 065 201 (1x)

+50 03 065 159 (1x)



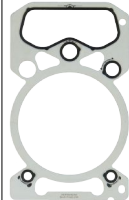
6x

61-31115-00

50 10 295 726

128 Ø

1,25 mm



6x

71-31116-00

50 00 694 271



70-25824-20

00 24 472 534



6x

71-31113-00 

00 00 771 193



71-37829-00 

50 00 694 362

71-31114-00 

00 00 157 841



6x

71-37732-00

50 10 240 656



81-37914-00 

50 10 359 806

90x110

A SL RD PTFE



81-37933-00 

















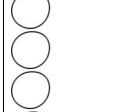


















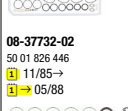




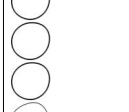


















50 10 359 807

150x172




A SL LD PTFE

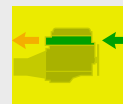


RENAULT

Ltr.																
9,8	MIDR 06.20.45 D MIDR 06.20.45 D3 MIDS 06.20.45 B	202-222 kW (275-302 PS)	CCH C-Serie G-Serie MANAGER MAXTER	01/90-10/96	 02-31116-02 50 00 793 222  03-31116-01 00 00 323 761 6x	 08-37732-03 50 01 826 447  15-73295-01  6x  61-31115-00 50 10 295 726 128 Ø 1,25 mm 6x	 71-31116-00 50 00 694 271 6x	 70-25824-20 00 24 472 534 6x	 71-37829-00  50 00 694 362  71-31114-00  00 00 157 841 6x	 71-37732-00 50 10 240 656 2x	 81-37914-00  50 10 359 806 90x110 A SL RD PTFE  81-37933-00  50 10 359 807 150x172 A SL LD PTFE					
9,8	MIDR 06.20.45 D	214-222 kW (291-302 PS)	C-Serie	10/82-10/98	 02-31116-02 50 00 793 222  03-31116-01 00 00 323 761 6x	 08-37732-01 50 01 826 448   10/85  08-37732-02 50 01 826 446  11/85→  05/88  08-37732-03 50 01 826 447  06/88→	 15-73295-01  6x  61-31115-00 50 10 295 726 128 Ø 1,25 mm 6x	 71-31116-00 50 00 694 271 6x	 70-25824-20 00 24 472 534 6x	 71-31113-00  00 00 771 193   05/88  71-37829-00  50 00 694 362  06/88→  71-31114-00  00 00 157 841 6x	 71-37732-00 50 10 240 656 2x	 81-37914-00  50 10 359 806 90x110 A SL RD PTFE  81-37933-00  50 10 359 807 150x172 A SL LD PTFE				

RENAULT

Ltr.  9,8 MIDR 06.20.45 D 214-222 kW (291-302 PS) C-Serie  05/86-10/98 



02-31116-02
50 00 793 222



03-31116-01
00 00 323 761



08-37732-02
50 01 826 446
1 → 05/88



08-37732-03
50 01 826 447
1 06/88 →



15-73295-01 



61-31115-00
50 10 295 726
128 Ø
1,25 mm



71-31116-00
50 00 694 271



70-25824-20
00 24 472 534



71-31113-00 



71-37829-00 



71-31114-00 



71-37732-00
50 10 240 656



81-37914-00 



81-37933-00 



50 10 359 806
90x110
A SL RD PTFE

9,8 MIDR 06.20.45 D/41 219 kW (298 PS) MAXTER 02/96-06/97

02-31116-02
50 00 793 222



03-31116-01
00 00 323 761




08-37732-03
50 01 826 447



61-31115-00
50 10 295 726
128 Ø
1,25 mm



71-31116-00
50 00 694 271



70-25824-20
00 24 472 534



71-31113-00 




71-37213-00 




71-37732-00
50 10 240 656



81-37914-00 



81-37933-00 



50 10 359 807
150x172
A SL LD PTFE

RENAULT

Ltr.  9,8 MIDR 06.20.45 E/41 249 kW (339 PS) MAXTER  10/92-06/97 



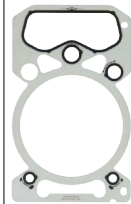
02-31116-02
50 00 793 222




08-37732-03
50 01 826 447



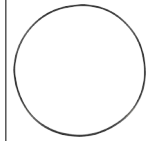
61-31115-00 6x
50 10 295 726
128 Ø
1,25 mm



71-31116-00 6x
50 00 694 271



71-37691-00  U 6x
50 10 330 375




71-37692-00  0 2x
50 10 330 381



70-25824-20 6x
00 24 472 534



71-37829-00  2x
50 00 694 362




71-31114-00  6x
00 00 157 841




71-37732-00
50 10 240 656



81-37914-00 
50 10 359 806
90x110
A SL RD PTFE




81-37933-00 
50 10 359 807
150x172
A SL LD PTFE



9,8 MIDR 06.20.45 M41 222-250 kW (302-340 PS) ARES 04/98
MIDR 06.20.45 R41 ILIADE

61-31115-00 6x
50 10 295 726
128 Ø
1,25 mm



71-31116-00 6x
50 00 694 271




70-25824-20 12x
00 24 472 534



71-37829-00  2x
50 00 694 362



RENAULT

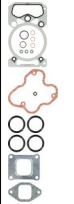
Ltr.  9,8 MIDS 06.20.45 192-202 kW (261-275 PS) C-Serie 10/82-10/98
MIDS 06.20.45 B G-Serie



02-31116-02
50 00 793 222



03-31116-01
00 00 323 761



08-37732-01
50 01 826 448
11 → 10/85



08-37732-02
50 01 826 446
11 11/85 →
11 → 05/88



08-37732-03
50 01 826 447
11 06/88 →



15-73295-01 



6x 61-31115-00 6x
50 10 295 726
128 Ø
1,25 mm




71-31116-00 6x
50 00 694 271




70-25824-20 6x
00 24 472 534



71-31113-00  6x
00 00 771 193



71-37829-00  2x
50 00 694 362




71-31114-00 6x
00 00 157 841




71-37732-00
50 10 240 656





81-25013-30 
50 10 339 722
80x100
B SL RD PTFE
11 → 10/85





81-37914-00 
50 10 359 806
90x110
A SL RD PTFE
11 11/85 →









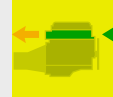

























81-37933-00 
50 10 359 807
150x172
A SL LD PTFE
















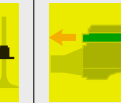













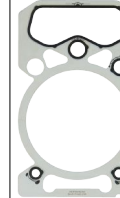































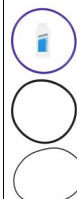


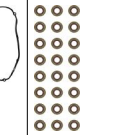







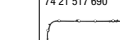




RENAULT

Ltr.  9,8 MIDS 06.20.45 B 192-202 kW (261-275 PS) C-Serie G-Serie  10/82-10/98

										
	<p>02-31116-02 50 00 793 222</p>  <p>03-31116-01 00 00 323 761</p> 	<p>08-37732-01 50 01 826 448 11 → 10/85</p>  <p>08-37732-02 50 01 826 446 11 11/85 → 11 → 05/88</p>  <p>08-37732-03 50 01 826 447 06/88 →</p> 	<p>15-73295-01 </p> 	<p>61-31115-00 50 10 295 726 128 Ø 1,25 mm</p> 		<p>71-31116-00 50 00 694 271</p> 	<p>70-25824-20 00 24 472 534</p> 	<p>71-31113-00 </p> <p>00 00 771 193</p> <p>71-37829-00 </p> <p>50 00 694 362</p> <p>71-31114-00 </p> <p>00 00 157 841</p> 	<p>71-37732-00 50 10 240 656</p> 	<p>81-25013-30 </p> <p>50 10 339 722 80x100 B SL RD PTFE 11 → 10/85</p>  <p>81-37914-00 </p> <p>50 10 359 806 90x110 A SL RD PTFE 11 11/85 →</p>  <p>81-37933-00 </p> <p>50 10 359 807 150x172 A SL LD PTFE</p> 

9,8 MIHR 06.20.45 A41 185 kW (252 PS) TRACER 01/91

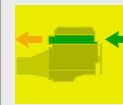
				<p>61-31115-00 50 10 295 726 128 Ø 1,25 mm</p> 		<p>71-31116-00 50 00 694 271</p> 	<p>70-31112-00 50 10 295 494</p> 	<p>71-37829-00 </p> <p>50 00 694 362</p> 		
--	--	--	--	---	--	--	--	---	--	--

RENAULT														
Ltr. 														
9,8	MIPR 06.20.45 A3	222 kW (302 PS)			02-31116-02 50 00 793 222 			61-31115-00 6x 50 10 295 726 128 Ø 1,25 mm 		71-31116-00 6x 50 00 694 271 	70-31112-00 12x 50 10 295 494 	71-31113-00  6x 00 00 771 193  71-31114-00  6x 00 00 157 841 	71-37732-00 50 10 240 656 	81-25013-30  50 10 339 722 80x100 B SL RD PTFE  10/85  81-37914-00  50 10 359 806 90x110 A SL RD PTFE  11/85→  81-37933-00  50 10 359 807 150x172 A SL LD PTFE 
9,8	MIPS 06.20.45 B	176-186 kW (240-253 PS)			02-31116-02 50 00 793 222 			61-31115-00 6x 50 10 295 726 128 Ø 1,25 mm 		71-31116-00 6x 50 00 694 271 	70-31112-00 12x 50 10 295 494 	71-31113-00  6x 00 00 771 193  71-31114-00  6x 00 00 157 841  08/93  71-37213-00  6x 50 10 295 218  09/93→ 	71-37732-00 50 10 240 656 	
10,8	DT111 DT111-122HH DT111-122HI DT111-122HJ	279-338 kW (379-460 PS)	C-Serie D-Serie K-Serie T-Serie	01/13	02-36435-04 74 22 499 254 	08-42117-02 74 22 106 489 	15-42947-01  6x 74 85 103 699 	61-36435-10 6x 74 20 495 935 136 Ø 1,25 mm 		71-11866-00 74 21 487 571 	12-37804-01 74 20 864 662 (24x)  70-37804-00 24x 74 20 864 662 	71-37843-00  6x 74 20 850 506  71-37892-00  6x 74 21 482 601 	71-39191-00  6x 74 20 812 484  71-42117-00 74 21 517 690 	81-38651-00  74 21 347 087 136x159 A SL RD PTFE  81-37941-00  74 08 148 259 150x180 AB SL LD 

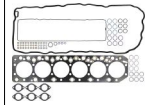
RENAULT

Ltr.  10,8 DXi 11  243-339 kW (330-460 PS)  10/05

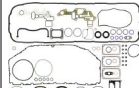
KERAX
PREMIUM 2 DISTRIBUTION
PREMIUM 2 LANDER
PREMIUM 2 ROUTE



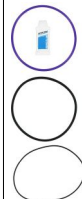
02-36435-02
50 01 866 493
+74 20 850 506
+74 21 482 601 (6x)



08-37748-01
50 01 868 169



15-42947-01  
74 85 103 699




61-36435-10
74 20 495 935
136 Ø
1,25 mm



71-39074-00
74 20 804 638




12-37804-01
74 20 864 662 (24x)



71-37843-00 
74 20 850 506




71-37892-00 
74 21 482 601



71-39191-00 
74 20 812 484




71-42117-00  
74 21 517 690



81-38651-00 
74 21 347 087
136x159
A SL RD PTFE

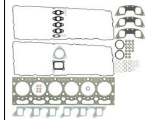


81-37941-00 
74 08 148 259
150x180
AB SL LD




11,1 dCi 11 B/43 195-303 kW (265-412 PS) KERAX
dCi 11C PREMIUM DISTRIBUTION
dCi 11E PREMIUM ROUTE
dCi 11G
dCi 11-270 08/00

02-36830-01
50 01 857 432



08-37747-01
50 01 855 172




61-36830-00
50 10 477 117
128 Ø
1,3 mm




71-37697-00
50 10 295 777




12-37802-01
50 10 330 133 (12x)




71-33377-00 
50 10 477 090



71-33378-00 
50 10 477 091




71-37889-00 
50 10 477 331




71-37747-00
50 10 550 818



81-37921-00 
50 01 861 755
90x120
A SL RD PTFE

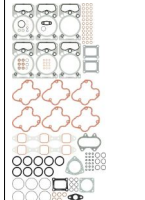


81-37938-00 
50 10 295 831
160x190
A SL LD PTFE



11,1 MIDR 06.23.56 A/3 255-288 kW (347-392 PS) ILIADE
MIDR 06.23.56 A/41 KERAX
MIDR 06.23.56 B/41 PREMIUM DISTRIBUTION
PREMIUM ROUTE 04/96

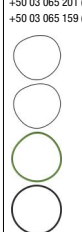
02-31115-01
50 01 834 578



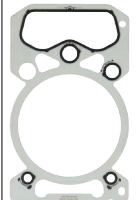
08-37737-01
50 01 834 579



15-37737-01  
00 00 157 968 (2x)
+50 03 065 201 (1x)
+50 03 065 159 (1x)





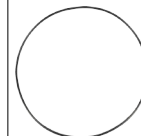
61-31115-00 6x
50 10 295 726
128 Ø
1,25 mm



71-31116-00 6x
50 00 694 271



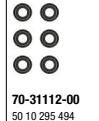
71-37691-00   
50 10 330 375




71-37692-00   
50 10 330 381




12-31112-02
50 10 295 494 (6x)



71-37829-00 
50 00 694 362




71-37213-00 
50 10 295 218



71-37737-00
50 10 330 152












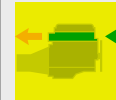




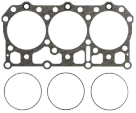

























































81-37914-00 
50 01 359 806
90x110
A SL RD PTFE




81-37933-00 
50 10 359 807
150x172
A SL LD PTFE



RENAULT															
Ltr.															
11,9	MIDR 06.24.65 A/42 MIDR 06.24.65 B/42 MIDR 06.24.65 C/42	287-346 kW (390-471 PS)	MAGNUM	09/96		02-36815-01 50 01 834 963 	08-37741-02 50 01 834 964 		61-36815-00 2x 50 01 834 870 127 Ø 2,3 mm 		71-37693-00 2x 50 10 284 475 	12-37801-01 50 10 284 467 (24x) 	71-37836-00  2x 52 00 540 584  71-37884-00  6x 50 10 284 657  70-37801-00 24x 50 10 284 467 	71-37741-00 50 10 284 492 	81-37917-00  52 00 590 535 B SL RD PTFE  81-37937-00  50 01 834 679 B SL LD PTFE 
11,9	MIDR 06.35.40 C	224-228 kW (305-310 PS)	R-Series	10/80-03/89		02-37145-01 50 01 825 563  12/85  02-37145-02 50 00 793 752  01/86→ 	08-37736-03 50 01 830 814 		61-37145-00 2x 50 01 847 781 139 Ø 1,4 mm MLS 		71-37689-00 2x 50 00 678 440 		71-37829-00  2x 50 00 694 362  71-37879-00  1x 50 00 666 737  71-37881-00  2x 50 00 666 736  71-37882-00  50 00 666 738 	71-37736-00 50 00 693 229 	81-25013-30  50 10 339 722 80x100 B SL RD PTFE  81-37934-00  50 03 087 026 130x150 A SL LD PTFE  81-37946-00  00 24 472 710 10x30 A 
11,9	MIDR 06.35.40 H	275 kW (374 PS)	R-Series	10/87-05/90		02-37145-01 50 01 825 563  02-37145-02 50 00 793 752  01/86→ 	08-37736-03 50 01 830 814 		61-37145-00 2x 50 01 847 781 139 Ø 1,4 mm MLS 		71-37689-00 2x 50 00 678 440 		71-37834-00  6x 50 00 693 288  71-37879-00  1x 50 00 666 737  71-37881-00  2x 50 00 666 736  71-37882-00  50 00 666 738 	71-37736-00 50 00 693 229 	81-25013-30  50 10 339 722 80x100 B SL RD PTFE  81-37934-00  50 03 087 026 130x150 A SL LD PTFE  81-37946-00  00 24 472 710 10x30 A 

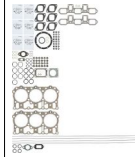
RENAULT

Ltr.  12,0 MACK E.TECH A/46 295-353 kW (401-480 PS) MAGNUM 05/00
MACK E.TECH B/46
MACK E.TECH C/46

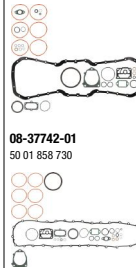


12,0 MACK E.TECH A/46 295-353 kW (401-480 PS) MAGNUM 05/00
MACK E.TECH B/46
MACK E.TECH C/46


02-36810-01
50 01 852 973




08-37741-01
50 01 852 974




08-37742-01
50 01 858 730



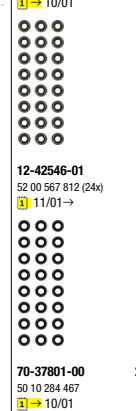
61-36810-00 2x
50 01 848 220
127 Ø
2,1 mm



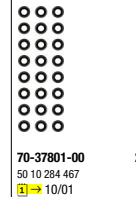
71-37693-00 2x
50 10 284 475





12-37801-01
50 10 284 467 (24x)
11/01→





12-42546-01
52 00 567 812 (24x)
11/01→



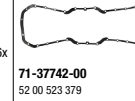
71-37836-00  2x
52 00 540 584




71-37884-00  6x
50 10 284 657






71-37741-00 2x
50 10 284 492






71-37742-00
52 00 523 379



81-37917-00  
52 00 590 535
B SL RD PTFE




81-37937-00  
50 01 834 679
B SL LD PTFE



12,0 MDS 06.35.40 A 206 kW (280 PS)

61-37145-00 2x
50 01 847 781
139 Ø
1,4 mm
MLS

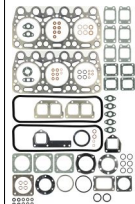


71-37736-00
50 00 693 229

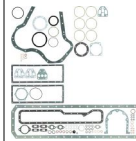


12,0 MIDR 06.35.40 206 kW (280 PS) TBH 01/77-06/80

02-37145-01
50 01 825 563




08-37736-03
50 01 830 814



61-37145-00 2x
50 01 847 781
139 Ø
1,4 mm
MLS



71-37689-00 2x
50 00 678 440



71-37829-00  2x
50 00 694 362



71-37879-00  1x
50 00 666 737



71-37881-00  2x
50 00 666 736






71-37882-00  
50 00 666 738






71-37736-00
50 00 693 229






81-25013-30  
50 10 339 722
80x100
B SL RD PTFE




81-37934-00  
50 03 087 026
130x150
A SL LD PTFE



81-37946-00  
00 24 472 710
10x30
A




RENAULT

Ltr. 













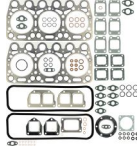
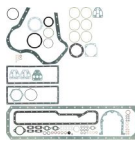


















12.0 MIDR 06.35.40 G

247-259 kW (336-352 PS)

CBH
CLM
R-Serie

 1

03/86-10/92





















										
	02-37145-02 50 00 793 752  05/88 	08-37736-03 50 01 830 814 		61-37145-00 2x 50 01 847 781 139 Ø 1,4 mm MLS 		71-37689-00 2x 50 00 678 440 	12-37798-01 50 01 859 093 (6x)  70-37798-00 50 01 859 093 	71-37834-00  6x 50 00 693 288  71-37879-00  1x 50 00 666 737  71-37881-00 2x 50 00 666 736  71-37882-00  50 00 666 738 	71-37736-00 50 00 693 229 	81-25013-30  50 10 339 722 80x100 B SL RD PTFE  81-37934-00  50 03 087 026 130x150 A SL LD PTFE  81-37946-00  N 00 24 472 710 10x30 A 

12.0 MIDR 06.35.40 G


259 kW (352 PS)

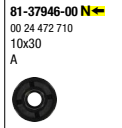
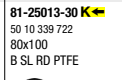



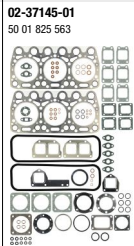
CBH
MAJOR
R-Serie

01/90-01/93



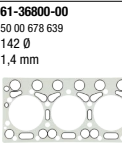


	02-37145-01 50 01 825 563 	08-37736-03 50 01 830 814 		61-37145-00 2x 50 01 847 781 139 Ø 1,4 mm MLS 		71-37689-00 2x 50 00 678 440 	12-37798-01 50 01 859 093 (6x)  70-37798-00 50 01 859 093 	71-37834-00  6x 50 00 693 288  71-37879-00  1x 50 00 666 737  71-37881-00 2x 50 00 666 736  71-37882-00  50 00 666 738 	71-37736-00 50 00 693 229 	81-25013-30  50 10 339 722 80x100 B SL RD PTFE  81-37934-00  50 03 087 026 130x150 A SL LD PTFE  81-37946-00  N 00 24 472 710 10x30 A 
--	--	---	--	---	--	---	---	---	--	---

RENAULT

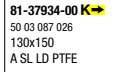

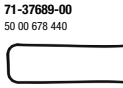
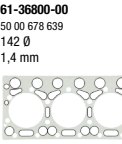


Ltr.  12,0 MIDR 06.35.40 H 275-283 kW (374-385 PS) CBH CLM MAGNUM MAJOR R-Series 01/90-10/96




12,0 MIDR 06.35.40 J1 305-314 kW (415-427 PS) MAJOR 04/92-10/96

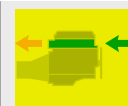


12,0 MIDR 06.35.40 J/3 MIDR 06.35.40 L1 MIDR 06.35.40 M3 MIDR 06.35.40 N/3 236-314 kW (321-427 PS) CBH CLM MAGNUM MAJOR 05/91-10/98




RENAULT

Ltr.  12,0 MIDR 06.35.40 J/3 305 kW (415 PS) MAGNUM MAJOR 04/92-12/96



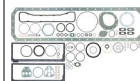
02-36800-01

50 01 830 802



08-37736-02

50 01 834 315

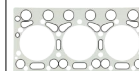


61-36800-00

50 00 678 639

142 Ø

1,4 mm



71-37689-00

50 00 678 440



71-37832-00

50 00 693 159



71-37878-00

50 10 248 715



71-37736-00

50 00 693 229



81-37914-00

50 10 359 806

90x110

A SL RD PTFE



81-37934-00

50 03 087 026

130x150

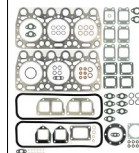
A SL LD PTFE



12,0 MIDS 06.35.40 D 208 kW (283 PS) CBH CLM 04/86-10/92

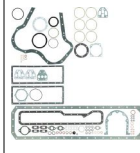
02-37145-02

50 00 793 752



08-37736-03

50 01 830 814




61-37145-00

50 01 847 781

139 Ø


1,4 mm

MLS



71-37689-00

50 00 678 440



12-37798-01

50 01 859 093 (6x)



70-37798-00

50 01 859 093



71-37834-00

50 00 693 288



71-37879-00

50 00 666 737



71-37881-00

50 00 666 736



71-37736-00

50 00 693 229



81-25013-30

50 10 339 722

80x100

B SL RD PTFE



81-37934-00

50 03 087 026

130x150

A SL LD PTFE



81-37946-00

00 24 472 710

10x30

A



12,1 DXi 12 324-353 kW (441-480 PS) MAGNUM 10/04-04/06

01-36260-03

50 01 866 153

+74 03 099 100



02-36260-03

50 01 866 152

+74 20 463 858

+74 08 170 959 (6x)



61-36260-10

74 03 099 100

147 Ø

1,25 mm



15-36526-01




71-36526-00

74 20 710 235



12-37804-01

74 20 864 662 (24x)



70-37804-00

74 20 864 662



71-37187-00

74 20 463 858



71-33889-00

74 08 170 959



71-37749-00

74 20 532 272



81-35206-10

74 85 108 352

180x205

A SL PTFE

(Polytetrafluorethylen)/FPM

(Fluor-Kautschuk)

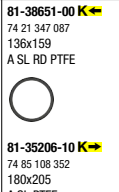


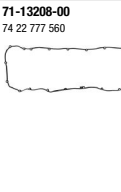

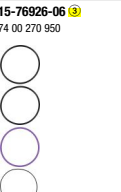
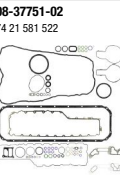
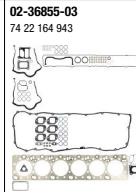


RENAULT

Ltr.  12,8 DT113 323-382 kW (439-520 PS) C-Serie K-Serie T-Serie 01/13




12,8 DT113 323-382 kW (439-520 PS) C-Serie K-Serie T-Serie 01/13



02-36855-03
74 22 164 943



08-37751-02
74 21 581 522

15-76926-06 
74 00 270 950



61-36855-10
74 21 510 072
147 Ø

71-13208-00
74 22 777 560

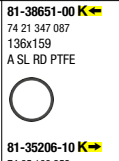
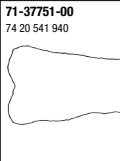


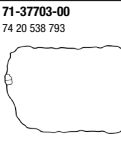

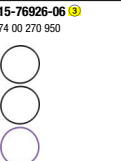
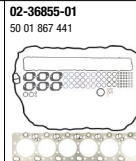
12-37804-01
74 20 864 662 (24x)

71-37846-00 
74 20 805 850
71-37894-10  6x
74 20 855 371

71-37751-00 
74 20 541 940
71-39192-10 
74 21 293 367


81-38651-00 
74 21 347 087
136x159
A SL RD PTFE
81-35206-10 
74 85 108 352
180x205
A SL PTFE
(Polytetrafluorethylen)/FPM
(Fluor-Kautschuk)

12,8 DXi 13 323-382 kW (440-520 PS) KERAX MAGNUM 05/06



02-36855-01
50 01 867 441



08-37751-01
50 01 867 442

15-76926-06 
74 00 270 950



61-36855-10
74 21 510 072
147 Ø

71-37703-00
74 20 538 793

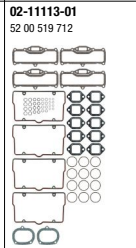
12-37806-01
74 20 802 229 (24x)

71-37846-00 
74 20 805 850
71-37894-10  6x
74 20 855 371

71-37751-00
74 20 541 940

81-38651-00 
74 21 347 087
136x159
A SL RD PTFE
81-35206-10 
74 85 108 352
180x205
A SL PTFE
(Polytetrafluorethylen)/FPM
(Fluor-Kautschuk)

16,4 Mack-EE9-560 412 kW (560 PS) MAGNUM 04/96



02-11113-01
52 00 519 712

08-11233-01
50 01 832 284



15-10185-01 
50 00 823 015 (3x)

61-10125-00 4x
50 00 823 025
151,5 Ø
1,75 mm


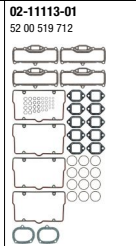
71-11113-00 4x
50 01 834 126

71-11232-00 
50 00 823 055
71-11114-00  10x
52 00 294 767

71-11233-00
52 00 368 558

81-10443-00 
50 00 823 113
B PTFE
81-37937-00  
50 01 834 679
B SL LD PTFE

16,5 EE9-502 368-390 kW (500-530 PS) MAGNUM 09/90



02-11113-01
52 00 519 712

08-11233-01
50 01 832 284



15-10185-01 
50 00 823 015 (3x)

61-10125-00 4x
50 00 823 025
151,5 Ø
1,75 mm

71-11113-00 4x
50 01 834 126

71-11232-00 
50 00 823 055
71-11114-00  10x
52 00 294 767

71-11233-00
52 00 368 558

81-10443-00 
50 00 823 113
B PTFE
81-37937-00  
50 01 834 679
B SL LD PTFE

Haftungsausschluss

(für Katalog)

Alle Angaben in unserem Katalog wurden von uns sorgfältig geprüft, sind jedoch unverbindlich. Ersatzansprüche wegen Katalogangaben werden von uns nicht anerkannt. Der Käufer ist selbst verpflichtet, zu prüfen, ob unsere Teile für seine Zwecke geeignet sind. In allen Zweifelsfällen sollte Rücksprache mit unserem technischen Kundendienst erfolgen **Tel. +49 731 7046 999**.

Technische Weiterentwicklungen oder Änderungen bleiben vorbehalten, soweit damit keine Nachteile für den Kunden verbunden sind.

Angaben, Namens- und Markenzeichen, Beschreibungen, Nummern von Fahrzeugnummern und Herstellerzeichen, Original-Ersatzteilnummern der Fahrzeug- und Motorenhersteller u. a. sind ausschließlich für interne Zwecke gedacht. Solche Kennzeichnungen dürfen Fahrzeugbesitzern gegenüber nicht verwendet werden.

Wir weisen ausdrücklich darauf hin, dass alle von uns gelieferten Teile von geschultem Fachpersonal einzubauen sind. Reinz haftet für Fehler in diesem Katalog nur, wenn diese für den Kunden nicht offenbar erkennbar sind sowie nur bei Vorsatz und grober Fahrlässigkeit von Reinz, eines Vertreters oder eines Erfüllungsgehilfen. Dieser Haftungsausschluss gilt nicht im Rahmen

des Anwendungsbereichs des Produkthaftungsgesetzes und nicht bei Verletzung von Körper, Leben und Gesundheit, sowie bei der Verletzung von sog. Kardinalpflichten. Darüber hinaus ist unsere Haftung für Schäden, insbesondere für Personen-, Sach- oder Vermögensschäden, die unmittelbar oder mittelbar im Zusammenhang mit der Nutzung dieses Kataloges auftreten, sowie für nicht voraussehbare Schäden ausgeschlossen.

Reinz ist Inhaber aller Schutzrechte an den in diesem Katalog gespeicherten Daten. Kopie, Nachdruck, ganze oder teilweise Übernahme der Inhalte und Vervielfältigung, auch auszugsweise, ist nur mit unserer vorheriger schriftlichen Zustimmung sowie mit unserem Urheberrechtsvermerk zulässig.

Für Bestellungen, welche ab dem Erscheinungsdatum eines neuen Katalogs getätigt werden, sind alleine die Angaben des neuen Katalogs maßgeblich. Auf Angaben im Vorkatalog kann bei Neubestellungen nicht mehr zurückgegriffen werden.

Sofern Sie noch Fragen haben, bitten wir Sie, sich mit uns in Verbindung zu setzen.

VictorReinz.com/AGB

Exclusion of Liability

(for catalog)

All details in our catalog have been thoroughly checked by us but are however not binding. Right to damages on account of catalog details will not be recognized. The purchaser is obliged to check if our parts are suitable for their use. In all doubtful cases, the purchaser should consult our technical customer service under **+49 731 7046 999**.

We reserve the right to further technical developments or changes as long as no disadvantage for the customer results.

Details, name and trademarks, descriptions, numbers from vehicle numbers and manufacturer symbols, original vehicle replacement part numbers and engine manufacturer etc. are solely for internal use. Such labels must not be used with vehicle owners.

We specifically point out that all parts supplied by us must be assembled by trained specialists.

Reinz is liable for mistakes in this catalog only when they are not clearly recognizable for the customer, as well as by intent or gross negligence on the part of Reinz, it's representative or vicarious agent. This exclusion of liability does not apply within the framework of the field of

application of the product liability laws and not by bodily harm, life and health, as well as by violation of cardinal duties. In addition, our liability for damages, especially personal, property or financial damages that occur directly or indirectly as a result of the use of this catalog, as well as non-foreseeable damages are excluded.

Reinz is the owner of all patent rights on the data stored in this catalog. Copies, reprints, whole or partial takeover of the contents and duplication even in excerpts are only permissible with our prior written approval, as well as with our copyright note.

For orders placed after the publication date of a new catalog, only the details in the new catalog are binding and no fall back to details in the previous catalog is possible.

In case you have further questions, do not hesitate to contact us.

VictorReinz.com/AGB

VictorReinz.com

reinz.info@dana.com

Technical Hotline +49 (0)731 7046-9 99

REINZ-Dichtungs-GmbH

Reinzstrasse 3-7
89233 Neu-Ulm
Germany
+49 (0)731 7046-0

VICTOR REINZ[®]

