


**VICTOR REINZ®**



**ISUZU**  
**Q2 / 2024**



**[VictorReinz.com/online-catalog](https://VictorReinz.com/online-catalog)**

# Victor Reinz®

at a Glance



## Online Catalog

[VictorReinz.com/online-catalog](https://VictorReinz.com/online-catalog)



## Newsletter

[VictorReinz.com/EN/News/Newsletter.aspx?region](https://VictorReinz.com/EN/News/Newsletter.aspx?region)



## Youtube

[www.youtube.com/user/VictorReinzSealingEN](https://www.youtube.com/user/VictorReinzSealingEN)



## Catalog News

[VictorReinz.com/news](https://VictorReinz.com/news)



## Technical Service Information

[VictorReinz.com/tsi](https://VictorReinz.com/tsi)



## Facebook

[www.facebook.com/VictorReinzParts](https://www.facebook.com/VictorReinzParts)



## Just seal it!

[VictorReinz.com/jsi](https://VictorReinz.com/jsi)



## Technical Datasheet

[VictorReinz.com/jsi-datasheet](https://VictorReinz.com/jsi-datasheet)



## LinkedIn

[www.linkedin.com/showcase/victor-reinz-emea](https://www.linkedin.com/showcase/victor-reinz-emea)



## Safety Datasheet

[VictorReinz.com/jsi-datasheet](https://VictorReinz.com/jsi-datasheet)



## Homepage

[VictorReinz.com](https://VictorReinz.com)

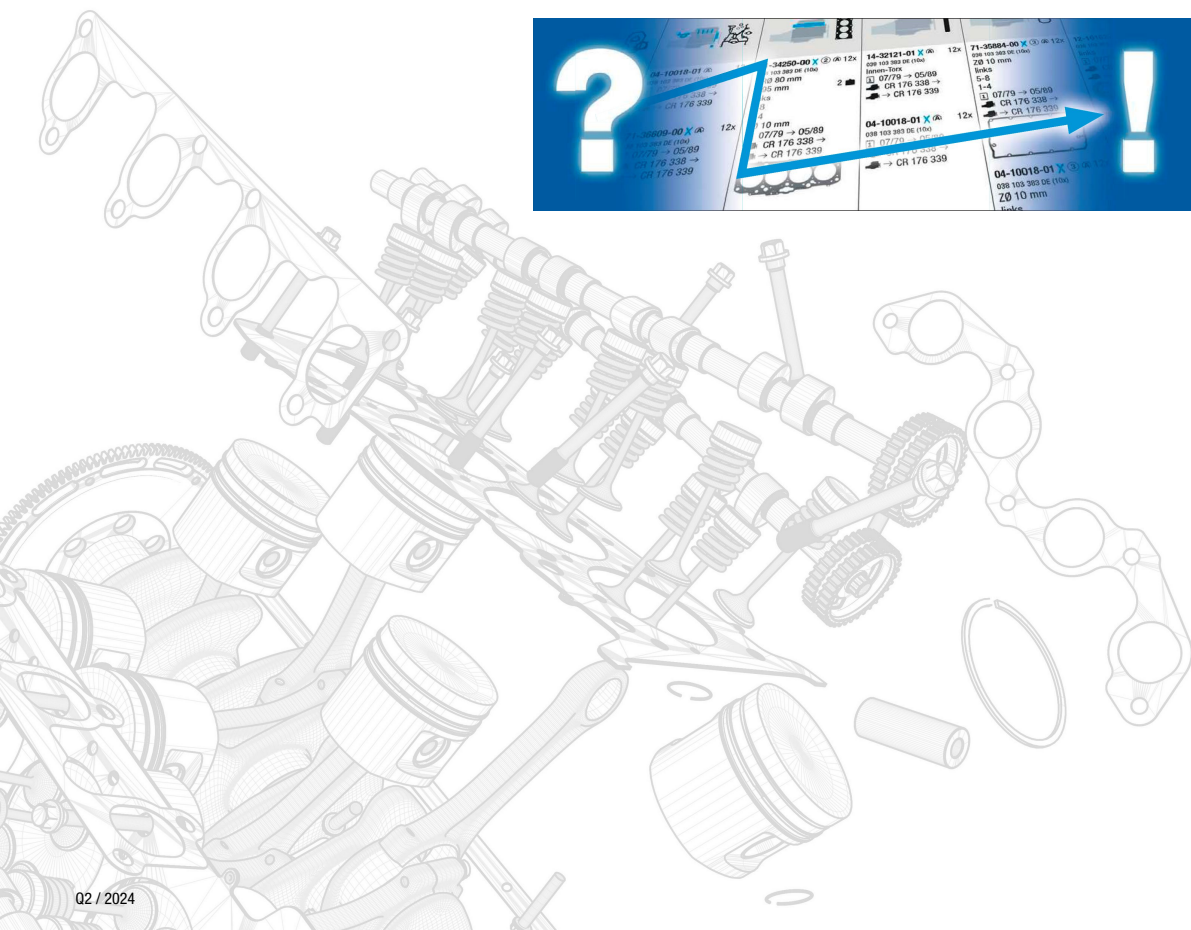




[VictorReinz.com/catalog-info](https://VictorReinz.com/catalog-info)



[VictorReinz.com/catalog-how-to-use](https://VictorReinz.com/catalog-how-to-use)



# ISUZU



**0-9**

4BD1 ..... 18

4FD1 ..... 7

4HK1-E5C ..... 18

4HK1-E5N ..... 18

4HK1-E5S ..... 18

4HK1-TCN ..... 19

4HK1-XN ..... 19

4JA1 ..... 8-9

4JA1-AG ..... 8

4JA1-L ..... 8

4JA1-T ..... 8

4JA1-TC ..... 8

4JB1 ..... 10-11

4JB1-T ..... 11

4JB1-TC ..... 12

4JG2 ..... 17

4JG2-T ..... 17

4JG2-TC ..... 17

4JH1-TC ..... 12

4JJ1-E4C-L ..... 13

4JJ1-TC ..... 13-14

4JJ1-TCX ..... 14-15

4JJ3-TCX ..... 15

4JK1-E5-TC ..... 9

4JK1-E5S-L ..... 9

4JK1-TC ..... 9

4JK1-TCX ..... 10

4JK1-TCY ..... 9

4JX1 ..... 16

4JX1-T ..... 16

4JX1-TC ..... 16

4XE1 ..... 5

4XE1-UW ..... 5

4ZC1 ..... 6

4ZC1-T ..... 6

4ZD1 ..... 7

4ZE1 ..... 10

6BD1 ..... 19

6HE1-T ..... 20

6HH1-N ..... 21

6HH1-S ..... 21

6HK1-TC ..... 20

6HK1-TCC ..... 20

6HK1-TCN ..... 20



6HK1-TCS ..... 21

6VD1 (DOHC) ..... 17

6VD1 (SOHC) ..... 17

6VE1 ..... 18

**C**

C190 ..... 5

C223 ..... 7

C223-T ..... 7

C24-SE ..... 8

C240 ..... 8

**G**

G161-Z ..... 5

G200-Z ..... 6







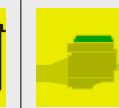

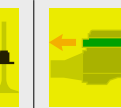
















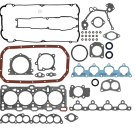
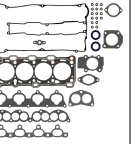

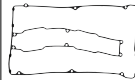








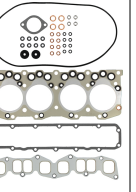







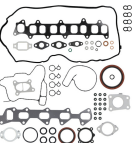
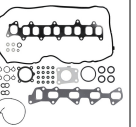


















**R**

RZ4E ..... 5















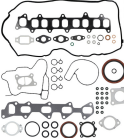
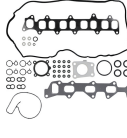
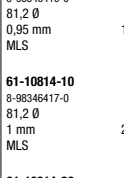



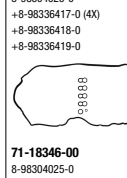


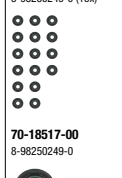


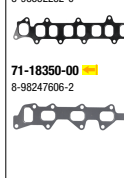






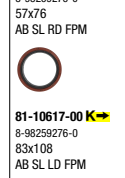























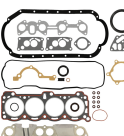







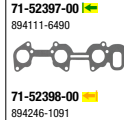

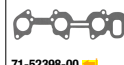


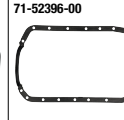

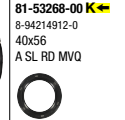






RZ4E-TC ..... 6

RZ4E-TCX ..... 6


































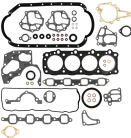
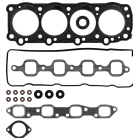


































ISUZU														
Ltr.														
1,6	G161-Z	74 kW (101 PS)						61-52390-00 94216870 82,5 Ø 		71-52386-00 94200715 	12-52733-01  70-52733-10 	11-52389-01  94207284 	71-52387-00 94204431 	
1,6	4XE1	84-93 kW (114-126 PS)	GEMINI GEMINI GTI	03/88-12/90	01-52890-02 94386049	02-52890-02		61-52890-00 94429626 81 Ø 			12-52829-02 894470-9460 (12x) 	71-53073-00  71-53074-00  8-94457315-1 		
1,6	4XE1-UW	97-103 kW (132-140 PS)			01-53085-01 894331-5322 	02-53085-01 94331533 		61-53085-00 81 Ø 		71-52833-00 94360527 	12-52829-01 894470-9460 (16x) 	71-52831-00  94437058 71-53074-00  8-94457315-1 		81-53336-00  8-94327063-0 87x100 B SL LD MVQ  81-53226-00  8-94215220-0 30x45 A SL OD MVQ 
1,9	C190	40 kW (54 PS)				02-52400-01 94030182 		61-52400-00 511141-0731 87,5 Ø MLS 		71-52323-00 511173-0170 	12-52834-01 8-97120307-0 (8x)  70-52834-00 8-97120307-0 	71-52401-00   		
1,9	RZ4E	88 kW (120 PS)			01-11133-01 	02-11133-01 		61-10814-00 8-98346416-0 81,2 Ø 0,95 mm MLS 1  61-10814-10 8-98346417-0 81,2 Ø 1 mm MLS 2  61-10814-20 8-98346418-0 81,2 Ø 1,05 mm MLS 3  	14-18344-01 8-98273485-0 (10x) 	15-18346-01 8-98304025-0 +8-98336417-0 (4x) +8-98336418-0 +8-98336419-0  71-18346-00 8-98304025-0 	12-18517-01 8-98250249-0 (16x)  70-18517-00 8-98250249-0 	71-18598-00  8-98247601-0  71-18350-00  8-98247606-2 	70-31414-10 	81-10616-00  8-98259275-0 57x76 AB SL RD FPM  81-10617-00  8-98259276-0 83x108 AB SL LD FPM 









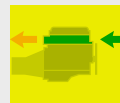





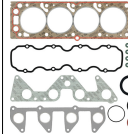

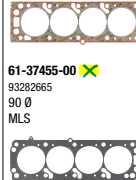















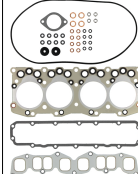












## ISUZU

ISUZU															
Ltr.															
1,9	RZ4E-TC RZ4E-TCX	110-120 kW (150-163 PS)	D-MAX D-MAX Ddi D-MAX DDi MU-X DDi	11/15	 <b>01-11133-01</b> 8888	 <b>02-11133-01</b>			 <b>61-10814-00</b> 8-98346416-0 81,2 Ø 0,95 mm MLS <b>61-10814-10</b> 8-98346417-0 81,2 Ø 1 mm MLS <b>61-10814-20</b> 8-98346418-0 81,2 Ø 1,05 mm MLS 	 <b>14-18344-01</b> 8-98273485-0 (10x) 	 <b>15-18346-01</b> 8-98304025-0 +8-98336417-0 (4X) +8-98336418-0 +8-98336419-0  <b>71-18346-00</b> 8-98304025-0 	 <b>12-18517-01</b> 8-98250249-0 (16x)  <b>70-18517-00</b> 8-98250249-0 16x 	 <b>71-18348-00</b>  8-98332282-0  <b>71-18350-00</b>  8-98247606-2 	 <b>70-31414-10</b> 	 <b>81-10616-00</b>  8-98259275-0 57x76 AB SL RD FPM  <b>81-10617-00</b>  8-98259276-0 83x108 AB SL LD FPM 
2,0	G200-Z	58 kW (79 PS)	CAMPO	06/85-12/88		 <b>02-52392-01</b> 894255-4551			 <b>61-52392-00</b> 94213809 88 Ø		 <b>71-52386-00</b> 94200715 	 <b>12-52733-01</b>  <b>70-52733-10</b> 	 <b>71-52391-00</b>  94210402  <b>11-52389-01</b>  94207284 	2x  <b>71-52387-00</b> 94204431 	 <b>81-52387-00</b>  50x68 A SL RD FPM  <b>81-53327-00</b>  9-09892449-0 82x105 A SL LD MVQ 
2,0	4ZC1 4ZC1-T	61-110 kW (83-150 PS)	MIDI PIAZZA Turbo	06/85-08/92	 <b>01-52395-01</b> 894124-6250	 <b>02-52395-01</b> 587810-3360			 <b>61-52395-00</b> 8-94328112-0 89,5 Ø		 <b>15-52393-01</b> 894214-9850 	 <b>12-52733-01</b>  <b>70-52733-10</b> 	 <b>71-52397-00</b>  894111-6490  <b>71-52398-00</b>  894246-1091 	 <b>71-52396-00</b> 	 <b>81-53268-00</b>  8-94214912-0 40x56 A SL RD MVQ  <b>81-53077-00</b>  8-97071561-1 95x118 A SL LD FPM  <b>81-53226-00</b>  8-94215220-0 30x45 A SL OD MVQ 











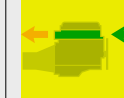





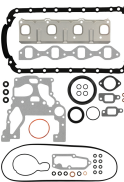
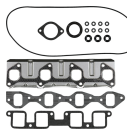

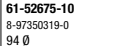


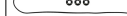

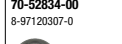


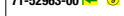
















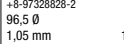


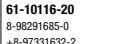

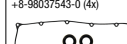

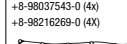

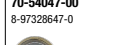










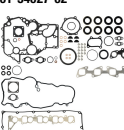

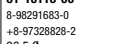

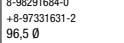

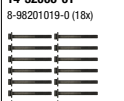
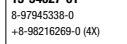




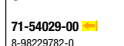


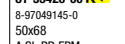



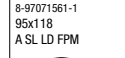
## ISUZU









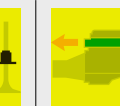
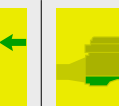














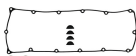







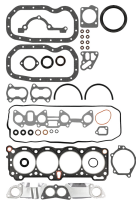





























ISUZU														
Ltr.														
2,2	C223 C223-T	39-53 kW (53-72 PS)	CAMPO D KB TROOPER D TROOPER TD	01/83-12/91	<b>01-52405-01</b> 894167-7800 	<b>02-52405-01</b> 894248-8300 		<b>61-52405-00</b> 894156-0780 89 Ø MLS 		<b>71-52323-00</b> 511173-0170 	<b>12-52834-01</b> 8-97120307-0 (8X)  <b>70-52834-00</b> 8-97120307-0  8x	<b>71-52401-00</b>    	<b>71-52403-00</b> 511367-0040 	<b>81-53298-00</b>  65x84 A SL RD NBR  <b>81-53327-00</b>  9-09924449-0 82x105 A SL LD MVQ  <b>81-53276-00</b>  42x55 A SL RD FPM 
2,2	4FD1	45 kW (61 PS)	FARGO Bus D MIDI D	01/83-12/95	<b>01-52410-01</b> 894438-3150 	<b>02-52410-01</b> 894438-3180 		<b>61-52410-00</b> 894124-8800 89,5 Ø 		<b>71-52404-00</b> 8-94239140-0 	<b>12-52733-01</b>  <b>70-52733-10</b> 	<b>71-52407-00</b>   94221022  <b>71-52408-00</b>  94221025 	<b>71-52406-00</b> 	<b>81-53268-00</b>  8-94214912-0 40x56 A SL RD MVQ  <b>81-53077-00</b>  8-97071561-1 95x118 A SL LD FPM  <b>81-53221-00</b>  5-09625053-1 28x47 A SL RD MVQ 
2,3	4ZD1	66-72 kW (90-98 PS)	CAMPO TROOPER	09/84-12/91	<b>01-52412-01</b> 587810-3433 	<b>02-52412-01</b> 94335884 		<b>61-52412-00</b> 8-94324053-0 91 Ø 1,5 mm 		<b>15-52393-01</b> 894214-9850 	<b>12-52733-01</b>  <b>70-52733-10</b> 	<b>71-52411-00</b>   894146-2490  <b>71-52398-00</b>  894246-1091 	<b>71-52409-00</b> 894152-7890 	<b>81-53268-00</b>  8-94214912-0 40x56 A SL RD MVQ  <b>81-53077-00</b>  8-97071561-1 95x118 A SL LD FPM  <b>81-53226-00</b>  8-94215220-0 30x45 A SL OD MVQ 

ISUZU																	
Ltr.																	
2,4	C24-SE		94 kW (128 PS)	KB	06/04												
						02-26775-04	08-31965-02 8-92061971-0		61-26775-10 87,5 Ø 1,3 mm		71-33367-00 8-90467661-0	12-26546-01 8-90215296-0 (8X)	71-26510-10  8-92060514-0	70-31414-10 	81-25516-10  31x50 A SL RD FPM		
									61-37455-00  93282665 90 Ø MLS				71-25513-10  8-92060515-0		81-38229-00  8-90298408-0 90x104 A SL LD		
2,4	C240		44-51 kW (60-69 PS)			01-52400-02 587810-2082	02-52400-01 94030182		61-52400-00 511141-0731 87,5 Ø MLS		71-52323-00 511173-0170	12-52834-01 8-97120307-0 (8X)	71-52401-00  8-92060515-0	71-52403-00 511367-0040	81-53287-00  50x68 A SL RD FPM		
												 8x			81-53327-00  9-09924449-0 82x105 A SL LD MVQ		
2,5	4JA1 4JA1-AG 4JA1-L 4JA1-T 4JA1-TC		50-74 kW (68-101 PS)	D-MAX D-MAX CRDi D-MAX D1TD KB PICKUP TD	12/90				61-52675-00 8-97350318-0 94 Ø 1,6 mm MLS	14-32145-01 8-97133416-1 (18X)		12-52834-01 8-97120307-0 (8X)	71-53973-00  8-97301838-1		81-53426-00  8-97049145-0 50x68 A SL RD FPM		
									61-52675-10 8-97350319-0 94 Ø 1,65 mm MLS						81-53077-00  8-97071561-1 95x118 A SL LD FPM		
									61-52675-20 8-97350320-0 94 Ø 1,7 mm MLS			70-52834-00 8-97120307-0					
																	












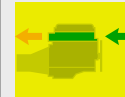


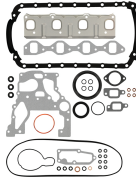
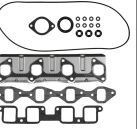















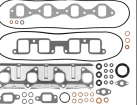








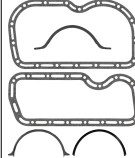






















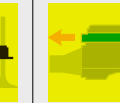






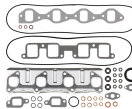









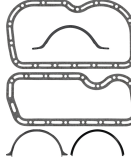







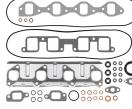



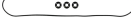







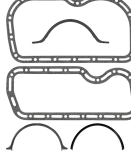



















## ISUZU









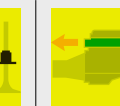
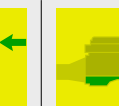








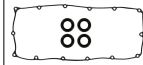

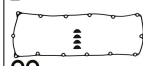

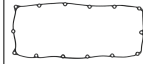











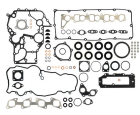




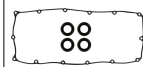

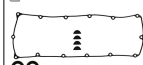

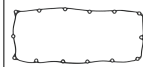











ISUZU															
Ltr.															
2,5	4JA1	55 kW (75 PS)	CAMPO D KB	01/83-12/90					 <b>61-52675-00</b> 8-97350318-0 94 Ø 1,6 mm MLS  <b>61-52675-10</b> 8-97350319-0 94 Ø 1,65 mm MLS  <b>61-52675-20</b> 8-97350320-0 94 Ø 1,7 mm MLS 		 <b>15-52414-02</b>	 <b>12-52834-01</b> 8-97120307-0 (8X)  <b>70-52834-00</b> 8-97120307-0	 <b>71-52962-00</b>   <b>71-52963-00</b>   <b>71-52964-00</b>   <b>71-54031-00</b> 	 <b>71-52413-00</b>	 <b>81-53426-00</b>  8-97049145-0 50x68 A SL RD FPM  <b>81-53077-00</b>  8-97071561-1 95x118 A SL LD FPM  <b>81-53268-00</b>  8-94214912-0 40x56 A SL RD MVQ 
2,5	4JK1-E5S-L 4JK1-E5-TC 4JK1-TCY	120 kW (163 PS)	D-MAX CRDi	06/12 					 <b>61-10116-00</b> 8-98291683-0 +8-97328828-2 96,5 Ø 1,05 mm MLS  <b>61-10116-10</b> 8-98291684-0 +8-97331631-2 96,5 Ø 1,1 mm MLS  <b>61-10116-20</b> 8-98291685-0 +8-97331632-2 96,5 Ø 1,15 mm MLS 	 <b>14-32006-01</b> 8-98201019-0 (18x)	 <b>15-54027-02</b> 8-97945338-0 +8-98037543-0 (4x)  <b>15-54027-03</b> 8-97945338-0 +8-98037543-0 (4x) +8-98216269-0 (4X)  <b>71-54027-00</b> 8-97945338-0	 <b>12-54047-01</b> 8-97328647-0 (16x)  <b>70-54047-00</b> 8-97328647-0	 <b>71-54031-00</b>  8-98212999-0  <b>71-54029-00</b>  8-98229782-0	 <b>70-31414-10</b>	 <b>81-53426-00</b>  8-97049145-0 50x68 A SL RD FPM  <b>81-53077-00</b>  8-97071561-1 95x118 A SL LD FPM 
2,5	4JK1-TC	80-100 kW (109-136 PS)	D-MAX CRDi D-MAX DiTD KB MU-X CRDi	10/06					 <b>61-10116-00</b> 8-98291683-0 +8-97328828-2 96,5 Ø 1,05 mm MLS  <b>61-10116-10</b> 8-98291684-0 +8-97331631-2 96,5 Ø 1,1 mm MLS  <b>61-10116-20</b> 8-98291685-0 +8-97331632-2 96,5 Ø 1,15 mm MLS 	 <b>14-32006-01</b> 8-98201019-0 (18x)	 <b>15-54027-01</b> 8-97945338-0 +8-98216269-0 (4X)	 <b>12-54047-01</b> 8-97328647-0 (16x)  <b>70-54047-00</b> 8-97328647-0	 <b>71-54031-00</b>  8-98212999-0  <b>71-54029-00</b>  8-98229782-0	 <b>70-31414-10</b>	 <b>81-53426-00</b>  8-97049145-0 50x68 A SL RD FPM  <b>81-53077-00</b>  8-97071561-1 95x118 A SL LD FPM 

ISUZU														
Ltr. 														
2,5 4JK1-TCX	56-100 kW (76-136 PS)	D-MAX D-MAX CRDi KB MU-X CRDi	10/06 <b>[NEW]</b>					<b>61-10116-00</b> 8-98291683-0 +8-97328828-2 96,5 Ø 1,05 mm MLS 	<b>14-32006-01</b> 8-98201019-0 (18x) 	<b>15-54027-02</b> 8-97945338-0 +8-98037543-0 (4x) 	<b>12-54047-01</b> 8-97328647-0 (16x) 	<b>71-54031-00</b>  8-98212999-0 	<b>70-31414-10</b> 	<b>81-53426-00</b>  8-97049145-0 50x68 A SL RD FPM 
								<b>61-10116-10</b> 8-98291684-0 +8-97331631-2 96,5 Ø 1,1 mm MLS 		<b>15-54027-03</b> 8-97945338-0 +8-98037543-0 (4x) +8-98216269-0 (4X) 	<b>70-54047-00</b> 8-97328647-0 	16x <b>71-54029-00</b>  8-98229782-0 		<b>81-53077-00</b>  8-97071561-1 95x118 A SL LD FPM 
								<b>61-10116-20</b> 8-98291685-0 +8-97331632-2 96,5 Ø 1,15 mm MLS 		<b>71-54027-00</b> 8-97945338-0 				
2,6 4ZE1	84-90 kW (114-122 PS)	PICKUP TROOPER	11/86-08/96	<b>01-52415-01</b> 894335-9393 	<b>02-52415-01</b> 894312-5881 			<b>61-52415-00</b> 8-94174279-0 94 Ø 		<b>15-52393-01</b> 894214-9850 	<b>12-52733-01</b> 	<b>71-52398-00</b>  894246-1091 	<b>71-52409-00</b> 894152-7890 	<b>81-53268-00</b>  8-94214912-0 40x56 A SL RD MVQ 
											<b>70-52733-10</b> 			<b>81-53077-00</b>  8-97071561-1 95x118 A SL LD FPM 
														<b>81-53226-00</b>  8-94215220-0 30x45 A SL OD MVQ 
2,8 4JB1	42-74 kW (57-101 PS)	ELF D FRONTIER D	10/85-09/03					<b>61-52675-00</b> 8-97350318-0 94 Ø 1,6 mm MLS 	<b>14-32145-01</b> 8-97133416-1 (18X) 		<b>12-52834-01</b> 8-97120307-0 (8X) 	<b>71-53973-00</b>  8-97301838-1 		<b>81-53426-00</b>  8-97049145-0 50x68 A SL RD FPM 
								<b>61-52675-10</b> 8-97350319-0 94 Ø 1,65 mm MLS 			<b>70-52834-00</b> 8-97120307-0 	8x 		<b>81-53077-00</b>  8-97071561-1 95x118 A SL LD FPM 
								<b>61-52675-20</b> 8-97350320-0 94 Ø 1,7 mm MLS 						<b>81-53268-00</b>  8-94214912-0 40x56 A SL RD MVQ 









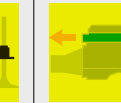





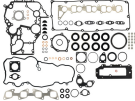

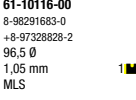


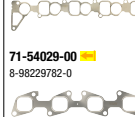

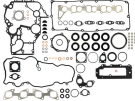





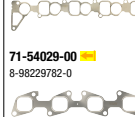









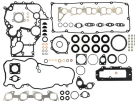



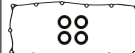







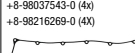











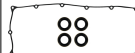







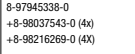









ISUZU															
Ltr.															
2,8	4JB1	74 kW (101 PS)	TFR/TFS PICKUP D	09/91-08/99	<b>01-52675-01</b> 894319-3700 	<b>02-52675-01</b> 894319-3760 		<b>61-52675-00</b> 8-97350318-0 94 Ø 1,6 mm MLS 	<b>14-32145-01</b> 8-97133416-1 (18X) 	<b>15-52414-02</b> 	<b>12-52834-01</b> 8-97120307-0 (8X) 		<b>71-52413-00</b> 	<b>81-53426-00 K</b>  8-97049145-0 50x68 A SL RD FPM 	
								<b>61-52675-10</b> 8-97350319-0 94 Ø 1,65 mm MLS 			<b>70-52834-00</b> 8-97120307-0 	8x		<b>81-53077-00 K</b>  8-97071561-1 95x118 A SL LD FPM 	
								<b>61-52675-20</b> 8-97350320-0 94 Ø 1,7 mm MLS 						<b>81-53268-00 N</b>  8-94214912-0 40x56 A SL RD MVQ 	
2,8	4JB1-T	71-88 kW (97-120 PS)	TROOPER TD VEGA TD	10/87-12/02	<b>01-52414-01</b> 	<b>02-52414-01</b> 		<b>04-10003-01</b>  	<b>61-52675-00</b> 8-97350318-0 94 Ø 1,6 mm MLS 	<b>14-32145-01</b> 8-97133416-1 (18X) 	<b>15-52414-02</b> 	<b>12-52834-01</b> 8-97120307-0 (8X) 	<b>71-52962-00</b>  	<b>10-52968-01</b> 	<b>81-53426-00 K</b>  8-97049145-0 50x68 A SL RD FPM 
								<b>61-52675-10</b> 8-97350319-0 94 Ø 1,65 mm MLS 			<b>70-52834-00</b> 8-97120307-0 	8x	<b>71-52963-00</b>   		<b>81-53077-00 K</b>  8-97071561-1 95x118 A SL LD FPM 
								<b>61-52675-20</b> 8-97350320-0 94 Ø 1,7 mm MLS 						<b>81-53268-00 N</b>  8-94214912-0 40x56 A SL RD MVQ 	

ISUZU															
Ltr.															
2,8	4JB1-TC	67 kW (91 PS)	ELF TD	10/03	<b>01-52414-01</b> 	<b>02-52414-01</b> 			<b>61-52675-00</b> 8-97350318-0 94 Ø 1,6 mm MLS 		<b>15-52414-02</b> 	<b>12-52834-01</b> 8-97120307-0 (8X) 	<b>71-52962-00</b>   <b>71-52963-00</b>   <b>71-52964-00</b>  8x 	<b>10-52968-01</b> 	<b>81-53426-00</b>  8-97049145-0 50x68 A SL RD FPM  <b>81-53077-00</b>  8-97071561-1 95x118 A SL LD FPM  <b>81-53268-00</b>  8-94214912-0 40x56 A SL RD MVQ 
2,8	4JB1-TC	78 kW (106 PS)	KB TROOPER TD	10/88-09/03	<b>01-52414-01</b> 	<b>02-52414-01</b> 		<b>04-10003-01</b>  	<b>61-52675-00</b> 8-97350318-0 94 Ø 1,6 mm MLS 		<b>15-52414-02</b> 	<b>12-52834-01</b> 8-97120307-0 (8X) 	<b>71-52962-00</b>   <b>71-52963-00</b>   <b>71-52964-00</b>  8x 	<b>10-52968-01</b> 	<b>81-53426-00</b>  8-97049145-0 50x68 A SL RD FPM  <b>81-53077-00</b>  8-97071561-1 95x118 A SL LD FPM  <b>81-53268-00</b>  8-94214912-0 40x56 A SL RD MVQ 
3,0	4JH1-TC	88-100 kW (120-136 PS)	D-MAX D1TD VEGA D	01/99-12/12	<b>01-52414-02</b> 				<b>61-53900-00</b> 8-97259601-0 97 Ø 1,4 mm MLS 		<b>15-52414-02</b> 	<b>12-52834-01</b> 8-97120307-0 (8X) 	<b>71-53973-00</b>  8-97301838-1  <b>71-52964-00</b>  	<b>70-31414-10</b> 	<b>81-53426-00</b>  8-97049145-0 50x68 A SL RD FPM  <b>81-53077-00</b>  8-97071561-1 95x118 A SL LD FPM 









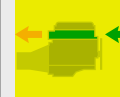















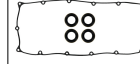

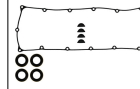


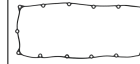

























ISUZU															
Ltr. 															
3,0 4JJ1-E4C-L	120 kW (163 PS)	D-MAX CRDi D-MAX DTD	01/07-06/12						<b>61-10116-00</b> 8-98291683-0 +8-97328828-2 96,5 Ø 1,05 mm MLS 	<b>14-32006-01</b> 8-98201019-0 (18x) 	<b>15-54027-02</b> 8-97945338-0 +8-98037543-0 (4x)  ⇒ 08/10  <b>15-54027-03</b> 8-97945338-0 +8-98037543-0 (4x) +8-98216269-0 (4X)  ⇒ 08/10  <b>71-54027-00</b> 8-97945338-0  ⇒ 08/10 	<b>12-54047-01</b> 8-97328647-0 (16x) 	<b>71-54031-00</b>  8-98212999-0  <b>71-54029-00</b>  8-98229782-0 	<b>70-31414-10</b> 	<b>81-53426-00</b>  8-97049145-0 50x68 A SL RD FPM  <b>81-53077-00</b>  8-97071561-1 95x118 A SL LD FPM 
3,0 4JJ1-TC	100-120 kW (136-163 PS)	D-MAX D-MAX CRDi D-MAX DTD	01/07-12/12		<b>01-54027-01</b> 	<b>02-54027-01</b> 			<b>61-10116-00</b> 8-98291683-0 +8-97328828-2 96,5 Ø 1,05 mm MLS 	<b>14-32006-01</b> 8-98201019-0 (18x) 	<b>15-54027-02</b> 8-97945338-0 +8-98037543-0 (4x)  ⇒ 08/10  <b>15-54027-03</b> 8-97945338-0 +8-98037543-0 (4x) +8-98216269-0 (4X)  ⇒ 08/10  <b>71-54027-00</b> 8-97945338-0  ⇒ 08/10 	<b>12-54047-01</b> 8-97328647-0 (16x)  <b>70-54047-00</b> 8-97328647-0  16x	<b>71-54031-00</b>  8-98212999-0  <b>71-54029-00</b>  8-98229782-0 	<b>70-31414-10</b> 	<b>81-53426-00</b>  8-97049145-0 50x68 A SL RD FPM  <b>81-53077-00</b>  8-97071561-1 95x118 A SL LD FPM 















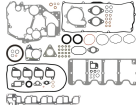
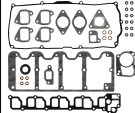



















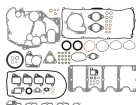
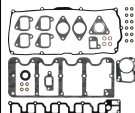

































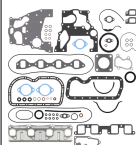
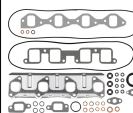

























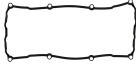














ISUZU															
Ltr. 															
3,0 4JJ1-TC	100-130 kW (136-177 PS)	D-MAX CRDi	06/12		<b>01-54027-01</b> 	<b>02-54027-01</b> 			<b>61-10116-00</b> 8-98291683-0 +8-97328828-2 96,5 Ø 1,05 mm MLS 		<b>15-54027-01</b> 8-97945338-0 +8-98216269-0 (4x) 	<b>12-54047-01</b> 8-97328647-0 (16x) 	<b>71-54031-00</b>  8-98212999-0 		<b>81-53426-00</b>  8-97049145-0 50x68 A SL RD FPM 
									<b>61-10116-10</b> 8-98291684-0 +8-97331631-2 96,5 Ø 1,1 mm MLS 			<b>70-54047-00</b> 8-97328647-0 	<b>71-54029-00</b>  8-98229782-0 		<b>81-53077-00</b>  8-97071561-1 95x118 A SL LD FPM 
3,0 4JJ1-TC	120-130 kW (163-177 PS)	D-MAX CRDi KB MU-X CRDi MU-7 TD	11/07 		<b>01-54027-01</b> 	<b>02-54027-01</b> 			<b>61-10116-00</b> 8-98291683-0 +8-97328828-2 96,5 Ø 1,05 mm MLS 		<b>15-54027-02</b> 8-97945338-0 +8-98037543-0 (4x) 	<b>12-54047-01</b> 8-97328647-0 (16x) 	<b>71-54031-00</b>  8-98212999-0 	<b>70-31414-10</b> 	<b>81-53426-00</b>  8-97049145-0 50x68 A SL RD FPM 
									<b>61-10116-10</b> 8-98291684-0 +8-97331631-2 96,5 Ø 1,1 mm MLS 		<b>15-54027-03</b> 8-97945338-0 +8-98037543-0 (4x) +8-98216269-0 (4x) 	<b>70-54047-00</b> 8-97328647-0 	<b>71-54029-00</b>  8-98229782-0 		<b>81-53077-00</b>  8-97071561-1 95x118 A SL LD FPM 
									<b>61-10116-20</b> 8-98291685-0 +8-97331632-2 96,5 Ø 1,15 mm MLS 		<b>71-54027-00</b> 8-97945338-0 				
3,0 4JJ1-TCX	107 kW (146 PS)	D-MAX D MU-7 TD	01/04-10/13 			<b>02-11314-01</b> 5-87816903-2 			<b>61-10116-00</b> 8-98291683-0 +8-97328828-2 96,5 Ø 1,05 mm MLS 		<b>15-54027-02</b> 8-97945338-0 +8-98037543-0 (4x) 	<b>12-54047-01</b> 8-97328647-0 (16x) 	<b>71-54031-00</b>  8-98212999-0 	<b>70-31414-10</b> 	<b>81-53426-00</b>  8-97049145-0 50x68 A SL RD FPM 
									<b>61-10116-10</b> 8-98291684-0 +8-97331631-2 96,5 Ø 1,1 mm MLS 		<b>15-54027-03</b> 8-97945338-0 +8-98037543-0 (4x) +8-98216269-0 (4x) 	<b>70-54047-00</b> 8-97328647-0 	<b>71-54029-00</b>  8-98229782-0 		<b>81-53077-00</b>  8-97071561-1 95x118 A SL LD FPM 
									<b>61-10116-20</b> 8-98291685-0 +8-97331632-2 96,5 Ø 1,15 mm MLS 		<b>71-54027-00</b> 8-97945338-0 				

ISUZU

Ltr.  3,0 4JJ1-TCX 107-130 kW (146-177 PS) D-MAX CRDi KB MU-X CRDi MU-7 TD 08/10  1 **[NEW]**

										
<b>01-11367-01</b> 5-87818488-0  01/15→	<b>02-11314-01</b> 5-87816903-2  12/14  <b>02-11367-01</b> 5-87818497-0  01/15→			<b>61-10116-00</b> 8-98291683-0 +8-97328828-2 96,5 Ø 1,05 mm MLS  12/14 <b>61-10116-10</b> 8-98291684-0 +8-97331631-2 96,5 Ø 1,1 mm MLS  12/14 <b>61-10116-20</b> 8-98291685-0 +8-97331632-2 96,5 Ø 1,15 mm MLS  12/14  <b>61-11254-00</b> 8-97673523-0 +8-97328828-2 96,5 Ø 1,14 mm MLS  01/15→ <b>61-11254-10</b> 8-97673524-0 +8-97331631-2 96,5 Ø 1,19 mm MLS  01/15→ <b>61-11254-20</b> 8-97673525-0 +8-97331632-2 96,5 Ø 1,24 mm MLS  01/15→	<b>14-32006-01</b> 8-98201019-0 (18x) 	<b>15-54027-02</b> 8-97945338-0 +8-98037543-0 (4x)  12/14  <b>15-54027-03</b> 8-97945338-0 +8-98037543-0 (4x) +8-98216269-0 (4X)  12/14  <b>15-22510-01</b> 8-98228369-0 +8-98228371-0 (4X)  01/15→ <b>71-54027-00</b> 8-97945338-0  12/14  <b>71-22510-00</b> 8-98228369-0  01/15→	<b>12-54047-01</b> 8-97328647-0 (16x)  <b>70-54047-00</b> 8-97328647-0 16x 	<b>71-54031-00</b>  8-98212999-0  <b>71-54029-00</b>  8-98229782-0 	<b>70-31414-10</b> 	<b>81-53426-00</b>  8-97049145-0 50x68 A SL RD FPM  <b>81-53077-00</b>  8-97071561-1 95x118 A SL LD FPM 
3,0 4JJ3-TCX 140 kW (190 PS) D-MAX DDi MU-X DDi 11/19				<b>61-11254-00</b> 8-97673523-0 +8-97328828-2 96,5 Ø 1,14 mm MLS  12/14 <b>61-11254-10</b> 8-97673524-0 +8-97331631-2 96,5 Ø 1,19 mm MLS  12/14 <b>61-11254-20</b> 8-97673525-0 +8-97331632-2 96,5 Ø 1,24 mm MLS  12/14	<b>14-32006-01</b> 8-98201019-0 (18x) 	<b>15-22510-01</b> 8-98228369-0 +8-98228371-0 (4X) <b>71-22510-00</b> 8-98228369-0	<b>12-54047-01</b> 8-97328647-0 (16x)  <b>70-54047-00</b> 8-97328647-0 16x 	<b>71-54031-00</b>  8-98212999-0  <b>71-54029-00</b>  8-98229782-0 	<b>70-31414-10</b> 	<b>81-53077-00</b>  8-97071561-1 95x118 A SL LD FPM 

ISUZU														
Ltr.														
3,0	4JX1	117 kW (159 PS)	TROOPER DTI	05/98-08/04	01-53448-01 	02-53448-01 		04-10119-01   61-53365-00 8-97317556-0 96,5 Ø 1,35 mm 1  61-53365-10 8-97317557-0 96,5 Ø 1,4 mm 2  61-53365-20 8-97317558-0 96,5 Ø 1,45 mm 3  	14-32006-01 8-98201019-0 (18x) 	71-53448-00 8-97160672-1 	12-53449-01 8-97173692-0 (16x) 	71-53441-00  8-97137098-1  71-53452-00  4x 8-97137100-0 	81-53426-00  8-97049145-0 50x68 A SL RD FPM  81-53077-00  8-97071561-1 95x118 A SL LD FPM  81-53221-00  5-09625053-1 28x47 A SL RD MVQ 	
3,0	4JX1-T 4JX1-TC	107-118 kW (146-160 PS)	MU D TROOPER DTI WIZARD TD	06/98-08/04	01-53448-01 	02-53448-01 		61-53365-00 8-97317556-0 96,5 Ø 1,35 mm 1  61-53365-10 8-97317557-0 96,5 Ø 1,4 mm 2  61-53365-20 8-97317558-0 96,5 Ø 1,45 mm 3  	14-32006-01 8-98201019-0 (18x) 	71-53448-00 8-97160672-1 	12-53449-01 8-97173692-0 (16x) 	71-53441-00  8-97137098-1  71-53452-00  4x 8-97137100-0 	81-53426-00  8-97049145-0 50x68 A SL RD FPM  81-53077-00  8-97071561-1 95x118 A SL LD FPM  81-53221-00  5-09625053-1 28x47 A SL RD MVQ 	












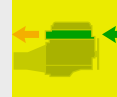









ISUZU														
Ltr.														
3,1	4JG2 4JG2-T 4JG2-TC	72-92 kW (98-125 PS)	ELF TD KB TROOPER TD	08/91	<b>01-52414-01</b> 	<b>02-52414-01</b> 		<b>61-53020-00</b> 8-97066196-0 96,5 Ø 1,4 mm MLS  <b>61-53020-10</b> 8-97066197-0 96,5 Ø 1,45 mm MLS  <b>61-53020-20</b> 8-97066198-0 96,5 Ø 1,5 mm MLS 	<b>14-32145-01</b> 8-97133416-1 (18X) 	<b>15-52414-02</b> 	<b>12-52834-01</b> 8-97120307-0 (8X)   <b>70-52834-00</b> 8-97120307-0 	<b>71-52962-00</b>    <b>71-52963-00</b>     <b>71-52964-00</b>  8x 	<b>10-52968-01</b>  	<b>81-53426-00</b>  8-97049145-0 50x68 A SL RD FPM   <b>81-53077-00</b>  8-97071561-1 95x118 A SL LD FPM   <b>81-53268-00</b>  8-94214912-0 40x56 A SL RD MVQ 
3,2	6VD1 (DOHC) 6VD1 (SOHC)	130-158 kW (177-215 PS)	AMIGO FRONTIER FRONTIER D KB RODEO SPORT V6 RODEO V6 TROOPER WIZARD	08/91-08/04				<b>61-36195-00</b>  8-97262094-0 MLS   <b>61-36200-00</b>  8-97262096-0 MLS 	<b>14-18612-01</b> 8-97011998-2 (8X) 	2x <b>71-18516-00</b> 2x 8-97172394-0 	<b>12-36204-01</b> 8-94324158-1 (12x) +8-97146733-0 (12x)   <b>70-36204-00</b>  <b>AS</b> 12x 8-97146733-0   <b>70-36206-00</b>  <b>ES</b> 12x 8-94324158-1 	<b>71-36319-00</b>  2x 8-97237538-0   <b>71-36317-00</b>  2x 8-97148717-0 	<b>70-31414-10</b> 	<b>81-54097-00</b>  8-97023373-0 42x55 A SL RD FPM   <b>81-36227-00</b>  95x118 B SL LD FPM 



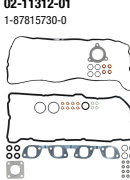
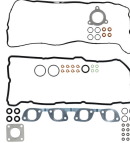


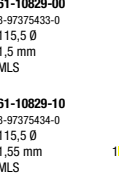








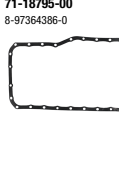






Q2 / 2024

ISUZU

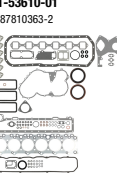
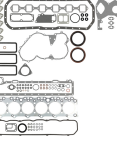
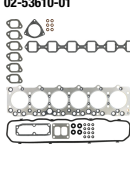
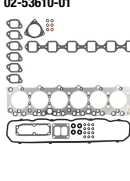










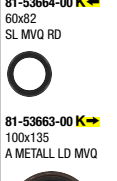






Ltr.  5,2 4HK1-TCN 110 kW (150 PS) ELF D  10/03 











































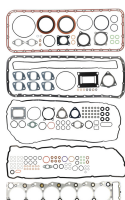


















				 <div>61-10829-00 8-97375433-0 115,5 Ø 1,5 mm MLS  03/20→</div>	 <div>14-19072-01 8-98260005-0 (18x) 0 </div>	 <div>71-18793-00 8-97331359-1 </div>		 <div>71-18794-00  8-97146499-2 </div>	 <div>70-31414-10 </div>	 <div>81-10621-00  8-97329780-0 109x137 FPM  81-10623-00  8-98334339-0 104x139 FPM </div>
--	--	---	--	--	--	--	--	--	---	---









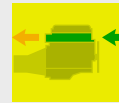





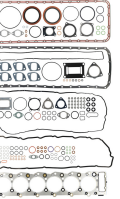



















5,2 4HK1-XN 110 kW (150 PS) ELF D 10/03

	 <div>02-11312-01 1-87815730-0 </div>		 <div>61-10829-00 8-97375433-0 115,5 Ø 1,5 mm MLS 0 </div>	 <div>14-19072-01 8-98260005-0 (18x) 0 </div>	 <div>71-18793-00 8-97331359-1 </div>	 <div>12-19301-01 8-97376720-0 (16x) 0 </div>	 <div>71-18794-00  8-97146499-2 </div>	 <div>71-18795-00 8-97364386-0 </div>	 <div>81-10621-00  8-97329780-0 109x137 FPM  81-10623-00  8-98334339-0 104x139 FPM </div>
--	---	--	--	---	---	---	---	---	--

5,8 6BD1 100-118 kW (136-160 PS)

 <div>01-53610-01 1-87810363-2 </div>	 <div>02-53610-01 </div>		 <div>61-53610-00 107 Ø 1,55 mm MLS </div>			 <div>12-53672-02 0 </div>	 <div>71-53673-00  71-53662-00  3x </div>	 <div>71-53677-00 </div>	 <div>81-53664-00  60x82 SL MVQ RD  81-53663-00  100x135 A METALL LD MVQ  81-53922-00  105x135 AB SL FILZ LD FPM </div>
---	--	--	---	--	--	--	---	--	---

ISUZU														
Ltr. 														
7,1 6HE1-T	169 kW (230 PS)						<b>61-11320-00</b> 8-94395447-2 111 Ø 1,5 mm 	<b>14-19072-02</b> 8-98260005-0 (13x) 	2x			<b>71-18835-00</b>  8-94393672-4 	<b>70-31414-10</b> 	<b>81-10625-00</b>  8-98334482-0 104x137 FPM  <b>81-10623-00</b>  8-98334339-0 104x139 FPM 
7,8 6HK1-TC 6HK1-TCN	141-191 kW (192-260 PS)		<b>01-11311-01</b> 1-87813250-0 	<b>02-11311-01</b> 1-87813251-0 			<b>61-11311-00</b> 8-97601819-5 115,8 Ø 1,5 mm 	<b>14-19072-02</b> 8-98260005-0 (13x) 	2x	<b>71-18831-00</b>  8-94391379-0  <b>71-18834-00</b>  8-94391380-0 	<b>12-19301-02</b> 8-97376720-0 (24X)  <b>70-19301-00</b> 8-97376720-0 	<b>71-18258-00</b>  8-94390775-0  <b>71-18835-00</b>  8-94393672-4 	<b>71-18860-00</b> 8-94390617-0 	<b>81-10625-00</b>  8-98334482-0 104x137 FPM  <b>81-10623-00</b>  8-98334339-0 104x139 FPM 
7,8 6HK1-TCC	164-191 kW (223-260 PS)		<b>01-11311-01</b> 1-87813250-0 	<b>02-11311-01</b> 1-87813251-0 			<b>61-11311-00</b> 8-97601819-5 115,8 Ø 1,5 mm 	<b>14-19072-02</b> 8-98260005-0 (13x) 		<b>71-18831-00</b>  8-94391379-0  <b>71-18834-00</b>  8-94391380-0 	<b>12-19301-02</b> 8-97376720-0 (24X)  <b>70-19301-00</b> 8-97376720-0 	<b>71-18258-00</b>  8-94390775-0  <b>71-18835-00</b>  8-94393672-4 	<b>70-31414-10</b> 	<b>81-10625-00</b>  8-98334482-0 104x137 FPM  <b>81-10623-00</b>  8-98334339-0 104x139 FPM 

ISUZU													
Ltr. 													
7,8	6HK1-TCS		01-11311-01 1-87813250-0	02-11311-01 1-87813251-0			61-11311-00 8-97601819-5 115,8 Ø 1,5 mm	14-19072-02 8-98260005-0 (13x)	2x 71-18831-00  8-94391379-0	12-19301-02 8-97376720-0 (24x)	71-18258-00  8-94390775-0	70-31414-10 	81-10625-00  8-98334482-0 104x137 FPM
									71-18834-00  8-94391380-0	70-19301-00 8-97376720-0	24x 71-18835-00  8-94393672-4	6x 71-18860-00 8-94390617-0	81-10623-00  8-98334339-0 104x139 FPM
8,2	6HH1-N 6HH1-S						61-11317-00 8-94393346-3 115,8 Ø 1,5 mm	14-19072-02 8-98260005-0 (13x)	2x		71-18835-00  8-94393672-4	6x 70-31414-10 	81-10625-00  8-98334482-0 104x137 FPM
													81-10623-00  8-98334339-0 104x139 FPM

# Haftungsausschluss

## (für Katalog)

**Alle Angaben in unserem Katalog** wurden von uns sorgfältig geprüft, sind jedoch unverbindlich. Ersatzansprüche wegen Katalogangaben werden von uns nicht anerkannt. Der Käufer ist selbst verpflichtet, zu prüfen, ob unsere Teile für seine Zwecke geeignet sind. In allen Zweifelsfällen sollte Rücksprache mit unserem technischen Kundendienst erfolgen **Tel. +49 731 7046 999**.

**Technische Weiterentwicklungen** oder Änderungen bleiben vorbehalten, soweit damit keine Nachteile für den Kunden verbunden sind.

**Angaben, Namens- und Markenzeichen**, Beschreibungen, Nummern von Fahrzeugnummern und Herstellerzeichen, Original-Ersatzteilnummern der Fahrzeug- und Motorenhersteller u. a. sind ausschließlich für interne Zwecke gedacht. Solche Kennzeichnungen dürfen Fahrzeugbesitzern gegenüber nicht verwendet werden.

**Wir weisen ausdrücklich darauf hin**, dass alle von uns gelieferten Teile von geschultem Fachpersonal einzubauen sind. Reinz haftet für Fehler in diesem Katalog nur, wenn diese für den Kunden nicht offenbar erkennbar sind sowie nur bei Vorsatz und grober Fahrlässigkeit von Reinz, eines Vertreters oder eines Erfüllungsgehilfen. Dieser Haftungsausschluss gilt nicht im Rahmen

des Anwendungsbereichs des Produkthaftungsgesetzes und nicht bei Verletzung von Körper, Leben und Gesundheit, sowie bei der Verletzung von sog. Kardinalpflichten. Darüber hinaus ist unsere Haftung für Schäden, insbesondere für Personen-, Sach- oder Vermögensschäden, die unmittelbar oder mittelbar im Zusammenhang mit der Nutzung dieses Kataloges auftreten, sowie für nicht voraussehbare Schäden ausgeschlossen.

**Reinz ist Inhaber aller Schutzrechte** an den in diesem Katalog gespeicherten Daten. Kopie, Nachdruck, ganze oder teilweise Übernahme der Inhalte und Vervielfältigung, auch auszugsweise, ist nur mit unserer vorheriger schriftlichen Zustimmung sowie mit unserem Urheberrechtsvermerk zulässig.

Für Bestellungen, welche ab dem Erscheinungsdatum eines neuen Katalogs getätigt werden, sind alleine die Angaben des neuen Katalogs maßgeblich. Auf Angaben im Vorkatalog kann bei Neubestellungen nicht mehr zurückgegriffen werden.

**Sofern Sie noch Fragen haben, bitten wir Sie, sich mit uns in Verbindung zu setzen.**

VictorReinz.com/AGB

# Exclusion of Liability

## (for catalog)

**All details in our catalog** have been thoroughly checked by us but are however not binding. Right to damages on account of catalog details will not be recognized. The purchaser is obliged to check if our parts are suitable for their use. In all doubtful cases, the purchaser should consult our technical customer service under **+49 731 7046 999**.

**We reserve the right** to further technical developments or changes as long as no disadvantage for the customer results.

**Details, name and trademarks**, descriptions, numbers from vehicle numbers and manufacturer symbols, original vehicle replacement part numbers and engine manufacturer etc. are solely for internal use. Such labels must not be used with vehicle owners.

**We specifically point out** that all parts supplied by us must be assembled by trained specialists.

**Reinz is liable for mistakes** in this catalog only when they are not clearly recognizable for the customer, as well as by intent or gross negligence on the part of Reinz, it's representative or vicarious agent. This exclusion of liability does not apply within the framework of the field of

application of the product liability laws and not by bodily harm, life and health, as well as by violation of cardinal duties. In addition, our liability for damages, especially personal, property or financial damages that occur directly or indirectly as a result of the use of this catalog, as well as non-foreseeable damages are excluded.

**Reinz is the owner of all patent rights** on the data stored in this catalog. Copies, reprints, whole or partial takeover of the contents and duplication even in excerpts are only permissible with our prior written approval, as well as with our copyright note.

**For orders placed after the publication date** of a new catalog, only the details in the new catalog are binding and no fall back to details in the previous catalog is possible.

**In case you have further questions, do not hesitate to contact us.**

VictorReinz.com/AGB



**VictorReinz.com**

**reinz.info@dana.com**

**Technical Hotline +49 (0)731 7046-9 99**

**REINZ-Dichtungs-GmbH**

Reinzstrasse 3-7  
89233 Neu-Ulm  
Germany  
+49 (0)731 7046-0

***VICTOR REINZ®***

