


VICTOR REINZ®




LEXUS
Q2 / 2024



VictorReinz.com/online-catalog

Victor Reinz®

at a Glance



Online Catalog

VictorReinz.com/online-catalog



Newsletter

VictorReinz.com/EN/News/Newsletter.aspx?region



Youtube

www.youtube.com/user/VictorReinzSealingEN



Catalog News

VictorReinz.com/news



Technical Service Information

VictorReinz.com/tsi



Facebook

www.facebook.com/VictorReinzParts



Just seal it!

VictorReinz.com/jsi



Technical Datasheet

VictorReinz.com/jsi-datasheet



LinkedIn

www.linkedin.com/showcase/victor-reinz-emea




Safety Datasheet

VictorReinz.com/jsi-datasheet




Homepage

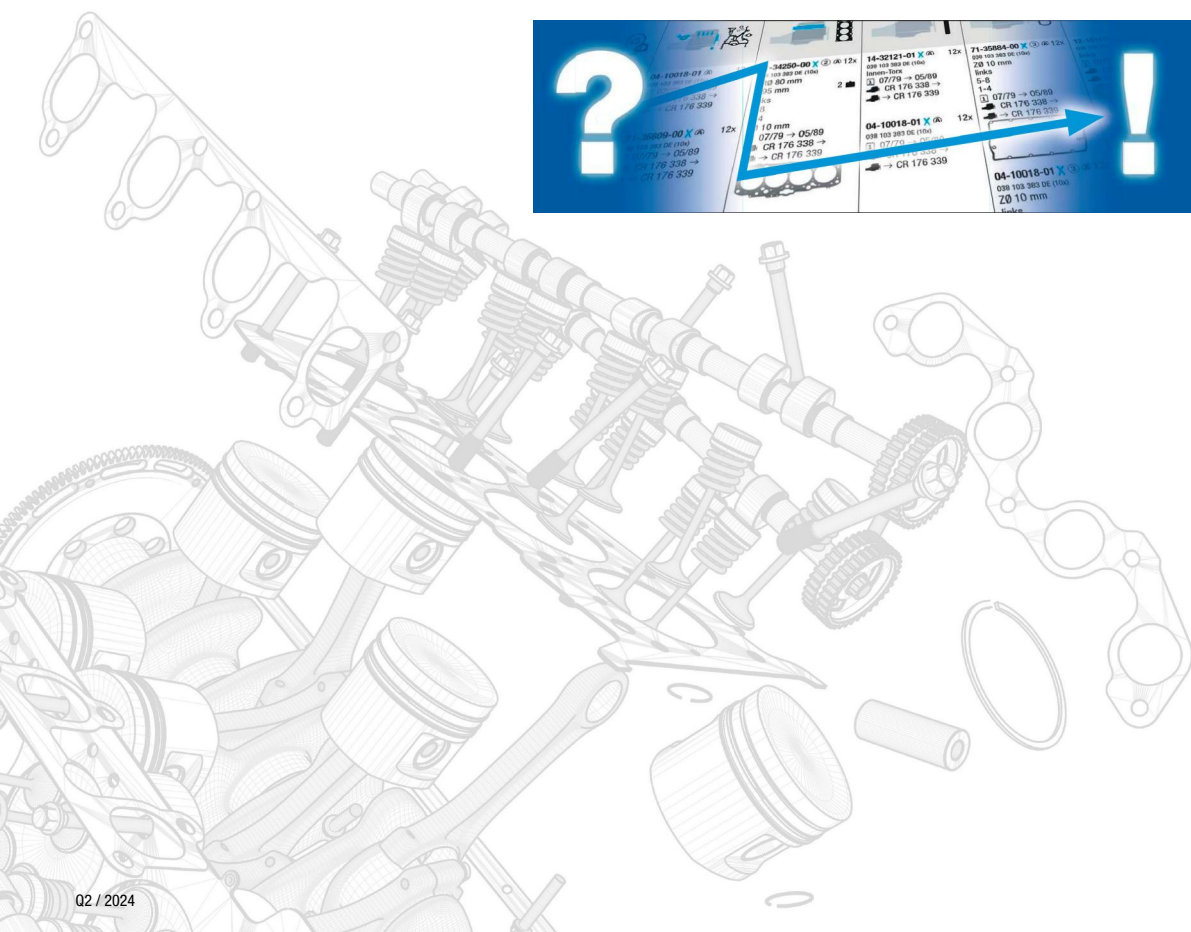
VictorReinz.com



VictorReinz.com/catalog-info



VictorReinz.com/catalog-how-to-use



LEXUS



0-9

1AR-FE	16
1FZ-FE	28
1GR-FE	25
1MZ-FE	16-18
1UR-FE	30
1UR-FSE	30
1UZ-FE	26-27
1VD-FTV	29
2AD-FHV	9
2AD-FTV	9
2AR-FE	12
2AR-FSE	13
2AR-FXE	13-14
2AZ-FE	10
2AZ-FXE	11
2GR-FE	23
2GR-FKS	14, 23-24
2GR-FSE	24
2GR-FXE	24
2GR-FXS	25
2JZ-GE	18-19
2UR-FSE	33
2UR-GSE	33-34
2UZ-FE	31-32
2VZ-FE	15
2ZR-FXE	5
3GR-FE	20
3GR-FSE	20
3MZ-FE	21
3UR-FE	34
3UZ-FE	27
3VZ-FE	20
3ZR-FAE	7
4GR-FSE	15
5ZR-FXE	5
6AR-FSE	7
8AR-FTS	8
8GR-FKS	25
8GR-FXS	25

A

A25A-FKS	11
A25A-FXS	12
A25B-FXS	12



M

M20A-FKS	6
M20A-FXS	6

T









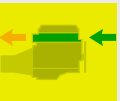









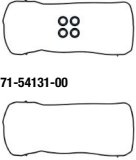











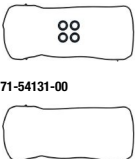






T24A-FTS	10
----------	----








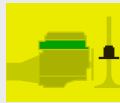










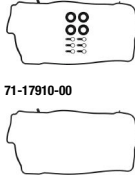









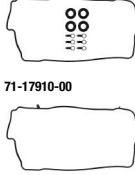





V

V35A-FTS	21-22
----------	-------


LEXUS









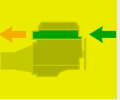















Ltr.  1,8 2ZR-FXE 100 kW (136 PS) CT 200h 09/11

										
01-54025-02	02-54025-02			61-54025-00 0,7 mm MLS	14-32326-01	15-54131-01	12-54024-01 90913-02101 (8x) +90913-02112 (8x)	71-54086-00  71-37166-00 	70-31414-10	81-34146-00  38x50 A SL RD FPM
							 70-54024-00 ES 8x 90913-02101  70-54026-00 AS 8x 90913-02112 			
				61-54025-00 0,7 mm MLS	14-32326-01	15-54131-01	12-54024-01 90913-02101 (8x) +90913-02112 (8x)	71-54086-00  71-37166-00 	70-31414-10	81-34146-00  38x50 A SL RD FPM
							 70-54024-00 ES 8x 90913-02101  70-54026-00 AS 8x 90913-02112 			













LEXUS															
Ltr.															
2,0	M20A-FKS	110-127 kW (150-173 PS)	ES 200 UX 200	10/18								 90913-02101 (8x) +90913-02112 (8x)	 71-17915-00		 40x55 A SL RD FPM  81-54079-00 90311-W0010 90x106 A SL LD FPM
2,0	M20A-FKS	131-135 kW (178-184 PS)	UX 250h	10/18								 90913-02101 (8x) +90913-02112 (8x)	 71-17915-00		 40x55 A SL RD FPM  81-54079-00 90311-W0010 90x106 A SL LD FPM









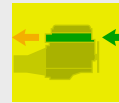







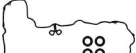













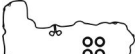











LEXUS















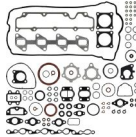
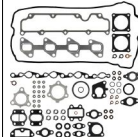







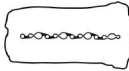







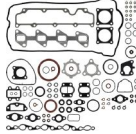
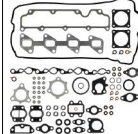







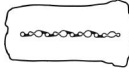








Ltr.  2,0 3ZR-FAE 110 kW (150 PS) NX 200 11/14









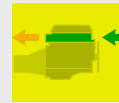



















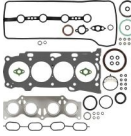



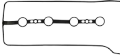












										
01-54025-03	02-54025-03			61-54025-00 0,7 mm MLS	14-32326-01	15-54083-01	12-54024-01 90913-02101 (8x) +90913-02112 (8x)	71-54086-00  71-37166-00 	70-31414-10	81-34146-00  38x50 A SL RD FPM
							 70-54024-00 ES 8x 90913-02101 70-54026-00 AS 8x 90913-02112			 81-54087-00  78x110 A SL LD FPM

















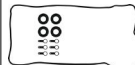
































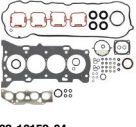

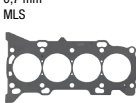





















2,0 6AR-FSE 110-123 kW (150-167 PS) ES 200 08/15

01-11074-01	02-11074-01			61-10815-00 86,5 Ø 0,7 mm MLS	14-32333-03 90910-02162 (10x)	15-18272-01	12-54024-01 90913-02101 (8x) +90913-02112 (8x)	71-18267-00  71-10585-00 	70-31414-10	81-10416-00  90311-42051 42x54 A SL RD FPM
						 71-18272-00 	 70-54024-00 ES 8x 90913-02101 70-54026-00 AS 8x 90913-02112			 81-53556-00  90311-89007 89x105 SL LD FPM


LEXUS															
Ltr. 															
2,0 8AR-FTS	170-175 kW (231-238 PS)	NX 200t NX 300 RX 200t RX 300	07/14		01-11318-01 04111-36273	02-11318-01 04112-36222			61-11318-00 11115-36061 87 Ø 0,7 mm MLS 	14-19326-01 	15-19312-01 11213-36050 +11214-36020 +11193-31010 (4x)  71-19312-00 11213-36050 	12-18108-01  70-18108-00 ES 8x 70-18110-00 AS 8x 	71-19318-00  17171-36040 71-19320-00  17173-36040 	70-31414-10 	81-10416-00  90311-42051 42x54 A SL RD FPM  81-53556-00  90311-89007 89x105 SL LD FPM 
2,0 8AR-FTS	177-180 kW (241-245 PS)	GS 200 GS 300 IS 200t IS 300 RC 200t RC 300	06/15		01-11321-01 04111-36291	02-11321-01 04112-36241			61-11321-00 11115-36070 87 Ø 0,7 mm MLS 	14-19326-01 	15-19312-01 11213-36050 +11214-36020 +11193-31010 (4x)  71-19312-00 11213-36050 	12-18108-01  70-18108-00 ES 8x 70-18110-00 AS 8x 	71-19318-00  17171-36040 71-19320-00  17173-36040 	70-31414-10 	81-10416-00  90311-42051 42x54 A SL RD FPM  81-53556-00  90311-89007 89x105 SL LD FPM 

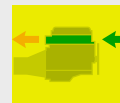
LEXUS															
Ltr.															
2,2	2AD-FHV	130 kW (177 PS)	IS 220d	08/05-07/12					<div><div>61-53930-00</div><div>11115-26052-A0</div><div>87 Ø</div><div>1 mm</div><div>MLS</div><div>1</div></div> <div><div>61-53930-10</div><div>11115-26052-B0</div><div>87 Ø</div><div>1,05 mm</div><div>MLS</div><div>2</div></div> <div><div>61-53930-20</div><div>11115-26052-C0</div><div>87 Ø</div><div>1,1 mm</div><div>MLS</div><div>3</div></div> <div><div>61-53930-30</div><div>11115-26052-D0</div><div>87 Ø</div><div>1,15 mm</div><div>MLS</div><div>4</div></div> <div><div>61-53930-40</div><div>11115-26052-E0</div><div>87 Ø</div><div>1,2 mm</div><div>MLS</div><div>5</div></div> 	<div><div>14-32327-01</div><div>90910-02158 (10x)</div></div>	<div><div>15-54074-01</div><div>11213-26010</div><div>+11214-26010</div></div>	<div><div>12-53854-01</div><div>90913-W2001 (16x)</div></div> <div><div>70-53854-00</div><div>90913-W2001</div></div> <div>16x</div>	<div><div>71-54073-00</div><div>08/10→</div></div> <div><div>71-35180-00</div><div>17173-0R010</div></div>	<div><div>70-31414-10</div></div>	<div><div>81-54078-00</div><div>90311-W0009</div><div>48x63</div><div>A SL RD FPM</div></div> <div><div>81-54079-00</div><div>90311-W0010</div><div>90x106</div><div>A SL LD FPM</div></div>
2,2	2AD-FTV	110 kW (150 PS)	IS 200d	07/10-07/12					<div><div>61-53930-00</div><div>11115-26052-A0</div><div>87 Ø</div><div>1 mm</div><div>MLS</div><div>1</div></div> <div><div>61-53930-10</div><div>11115-26052-B0</div><div>87 Ø</div><div>1,05 mm</div><div>MLS</div><div>2</div></div> <div><div>61-53930-20</div><div>11115-26052-C0</div><div>87 Ø</div><div>1,1 mm</div><div>MLS</div><div>3</div></div> <div><div>61-53930-30</div><div>11115-26052-D0</div><div>87 Ø</div><div>1,15 mm</div><div>MLS</div><div>4</div></div> <div><div>61-53930-40</div><div>11115-26052-E0</div><div>87 Ø</div><div>1,2 mm</div><div>MLS</div><div>5</div></div> 	<div><div>14-32327-01</div><div>90910-02158 (10x)</div></div>	<div><div>15-54074-01</div><div>11213-26010</div><div>+11214-26010</div></div>	<div><div>12-53854-01</div><div>90913-W2001 (16x)</div></div> <div><div>70-53854-00</div><div>90913-W2001</div></div> <div>16x</div>	<div><div>71-54073-00</div><div></div></div> <div><div>71-35180-00</div><div>17173-0R010</div></div>	<div><div>70-31414-10</div></div>	<div><div>81-54078-00</div><div>90311-W0009</div><div>48x63</div><div>A SL RD FPM</div></div> <div><div>81-54079-00</div><div>90311-W0010</div><div>90x106</div><div>A SL LD FPM</div></div>

LEXUS															
Ltr.															
2,4	T24A-FTS	205-273 kW (279-371 PS)	NX 350 RX 350 RX 500h	09/21 [NEW]						14-17867-03 90910-02201 (6X) +90910-02212 (4X) 	15-23185-01  71-23185-00 A 11213-25050  71-23186-00 I 11214-25020 	12-18108-01  70-18108-00 ES 8x  70-18110-00 AS 8x 	71-23190-00  17173-25030 	70-31414-10 	81-10592-00  40x55 A SL RD FPM  81-54079-00  90311-W0010 90x106 A SL LD FPM 
2,4	2AZ-FE	123 kW (167 PS)	ES 240	08/09-06/12	01-54260-02 	02-54260-02 			61-54260-00 11115-28040 90 0 0,5 mm MLS 	14-32333-03 90910-02162 (10x) 	71-53574-00 11213-28021 	12-54024-01 90913-02101 (8x) +90913-02112 (8x)  70-54024-00 ES 8x  70-54026-00 AS 8x 	71-53568-00  17177-28010  71-53554-00  17173-28010 	70-31414-10 	81-34146-00  38x50 A SL RD FPM  81-53556-00  90311-89007 89x105 SL LD FPM 

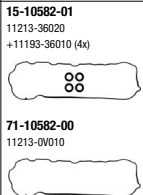
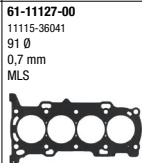
LEXUS																											
Ltr.																											
2,5	A25A-FXS A25B-FXS	160-273 kW (218-371 PS)	07/18						61-10784-00 89 0 0,7 mm MLS 	14-17867-01 	15-17831-01  71-17831-00 	12-54024-01 90913-02101 (8x) +90913-02112 (8x)                              															
2,5	2AR-FE	133-135 kW (181-184 PS)	06/12-06/18	01-10152-03 04111-36060 11/15  01-10152-04 04111-36160 11/15→ 	02-10152-03 04112-36050 11/15  02-10152-04 04112-36140 11/15→ 				61-10152-00 11115-36030 91 0 0,7 mm MLS 	14-32333-03 90910-02162 (10x) 	15-10582-01 11213-36020 +11193-36010 (4x)  71-10582-00 11213-0V010 	12-54024-01 90913-02101 (8x) +90913-02112 (8x)                   															












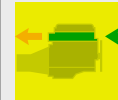







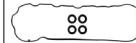


























LEXUS












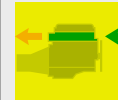


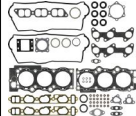















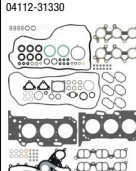




















Ltr.  2,5 2AR-FSE 161-164 kW (219-223 PS)  GS 250
GS 300h
IS 300h
RC 300h  04/13


































































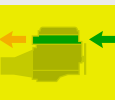







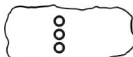








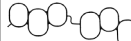


































2,5 2AR-FXE 120-147 kW (163-200 PS) LM 300h
NX 300h 07/14









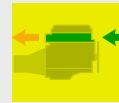





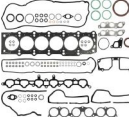
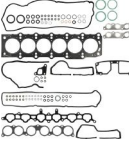






















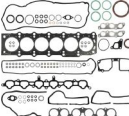



























































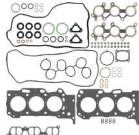



















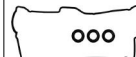













LEXUS															
Ltr.															
2,5	2AR-FXE	149-151 kW (203-205 PS)	ES 300 ES 300h	06/12-06/18	<div>01-10065-01 04111-36114</div> <div></div>	<div>02-10065-01 04112-36092</div> <div></div>			<div>61-10065-00 11115-36040 91 Ø 0,7 mm MLS 81⇒ 08/14</div> <div></div> <div>61-11127-00 ✕ 11115-36041 91 Ø 0,7 mm MLS 81 09/14→</div> <div></div>	<div>14-32333-03 90910-02162 (10x)</div> <div></div>	<div>15-10582-01 11213-36020 +11193-36010 (4x)</div> <div></div> <div>71-10582-00 11213-0V010</div> <div></div>	<div>12-54024-01 90913-02101 (8x) +90913-02112 (8x)</div> <div></div> <div>70-54024-00 ES 8x 90913-02101</div> <div></div> <div>70-54026-00 AS 8x 90913-02112</div> <div></div>	<div>71-10584-00 ⇐ 17171-36020</div> <div></div> <div>71-10585-00 ⇒ 17173-36030</div> <div></div>	<div>70-31414-10</div> <div></div>	<div>81-10416-00 K⇐ 90311-42051 42x54 A SL RD FPM</div> <div></div> <div>81-53556-00 K⇒ 90311-89007 89x105 SL LD FPM</div> <div></div>
2,5	2GR-FKS	183-225 kW (249-306 PS)	ES 350	10/18	<div>01-11332-01</div>	<div>02-11332-01</div>			<div>61-11332-00 R 96 Ø 0,7 mm MLS</div> <div></div> <div>61-11333-00 L 96 Ø 0,7 mm MLS</div> <div></div>	<div>14-32333-02 2x</div> <div></div>	<div>15-20474-01 R</div> <div></div> <div>15-20475-01 L</div> <div></div> <div>71-20474-00 R</div> <div></div> <div>71-20475-00 L</div> <div></div>	<div>12-54024-03 90913-02101 (6x) +90913-02112 (6x)</div> <div></div> <div>70-54024-00 ES 12x 90913-02101</div> <div></div> <div>70-54026-00 AS 12x 90913-02112</div> <div></div>	<div>71-20476-00 ⇐ 2x</div> <div></div> <div>71-20479-00 ⇐ 81</div> <div></div> <div>71-20480-00 ⇒ 2x</div> <div></div> <div>71-11160-00 88</div> <div></div>	<div>70-31414-10</div> <div></div>	<div>81-10568-00 K⇐ 42x60 A SL RD FPM</div> <div></div> <div>81-53344-10 K⇒ 90311-92010 92x110 A SL LD FPM</div> <div></div>

LEXUS														
Ltr.														
2,5	2VZ-FE	118 kW (160 PS)	ES 250	12/89-12/91										
					02-52940-01 04112-62020 			61-52940-00 R 11115-62060 89,5 Ø  61-53120-00 L 11116-62060 89,5 Ø 		15-52884-01 2x 	12-53057-02 	71-52893-00  2x 17177-62030  71-52894-00 2x 17173-62020 	70-31414-10 	81-53409-00 K  35x48 A SL RD MVQ  81-53344-00 K  90311-92006 92x110 A SL LD MVQ  81-53256-00 N  38x50 A SL RD NBR 
2,5	4GR-FSE	149-158 kW (203-215 PS)	GS 250 IS 250	08/05	01-54280-01 	02-54280-01 04112-31330 		61-54280-00 R 11115-31051 84,5 Ø 0,5 mm MLS  61-54285-00 L 11116-31031 84,5 Ø 0,5 mm MLS 	14-32333-01 90910-02162 (6x) +90105-10521 (2x)  14-32333-02 	15-42847-01 R 11213-31040 +11193-70010 (3x)  15-42848-01 L 11214-31020 +11193-70010 (3x) 	12-54024-03 2x 90913-02101 (6x) +90913-02112 (6x)  70-54024-00 ES 12x 90913-02101  70-54026-00 AS 12x 90913-02112 	71-42893-00  2x 17177-31021  71-42979-00   3x  71-42846-00 2x 17173-31020 	70-31414-10 	81-53274-00 K  90311-42045 42x60 A SL RD NBR  81-53344-10 K  90311-92010 92x110 A SL LD FPM 

LEXUS																	
Ltr.																	
3,0	1MZ-FE	140-149 kW (190-203 PS)	ES 300 ES 330	10/96-12/01	<p>01-54300-01 04111-20041 12/99</p>  <p>01-54310-01 04111-20043 01/00→</p> 	<p>02-54300-01 04112-20031 12/99</p>  <p>02-54310-01 04112-20033 01/00→</p> 		<p>61-54300-00 R 12/99</p>  <p>61-54305-00 L 12/99</p>  <p>61-54310-00 R 88,9 Ø 1,3 mm MLS 01/00→</p>  <p>61-54315-00 L 88,9 Ø 1,3 mm MLS 01/00→</p> 	<p>14-32392-01 90910-02117 (6x)</p> 	2x	<p>15-43042-01 R 11213-20020 +11193-70010 (3x)</p>  <p>15-43043-01 L 11214-20010 +11193-70010 (3x)</p> 	<p>12-54024-03 90913-02101 (6x) +90913-02112 (6x)</p>  <p>70-54024-00 ES 90913-02101</p>  <p>70-54026-00 AS 90913-02112</p> 	2x	<p>71-43044-00 L 17177-20020</p>  <p>71-43046-00 L 17178-20020</p>  <p>71-43047-00 L 0 17176-62030</p>  <p>71-43048-00 2x 17173-20030</p> 	<p>70-31414-10</p> 	<p>81-53576-00 K 90311-40022 40x55 A SL RD MVQ</p>  <p>81-53344-10 K 90311-92010 92x110 A SL LD FPM</p>  <p>81-53572-00 N 2x 90311-38034 38x50 A SL RD FPM</p> 	
3,0	1MZ-FE	148-164 kW (201-223 PS)	RX 300	01/98-05/03					<p>61-54320-00 R 88,9 Ø 1,3 mm MLS</p>  <p>61-54325-00 L 88,9 Ø 1,3 mm MLS</p> 	<p>14-32392-01 90910-02117 (6x)</p> 	2x	<p>15-43049-01 R 11213-20030 +11193-70010 (3x)</p>  <p>15-43051-01 L 11214-20030 +11193-70010 (3x)</p> 	<p>12-54024-03 90913-02101 (6x) +90913-02112 (6x)</p>  <p>70-54024-00 ES 90913-02101</p>  <p>70-54026-00 AS 90913-02112</p> 	2x	<p>71-43044-00 L 17177-20020</p>  <p>71-43046-00 L 17178-20020</p>  <p>71-43047-00 L 0 17176-62030</p>  <p>71-43048-00 2x 17173-20030</p> 	<p>70-31414-10</p> 	<p>81-53576-00 K 90311-40022 40x55 A SL RD MVQ</p>  <p>81-53344-10 K 90311-92010 92x110 A SL LD FPM</p>  <p>81-53572-00 N 2x 90311-38034 38x50 A SL RD FPM</p> 

LEXUS															
Ltr.															
3,0	1MZ-FE	150-157 kW (204-213 PS)	ES 300 RX 300	08/01-12/08	 01-54320-01 04111-0A073	 02-54320-01 04112-0A073			 61-54320-00 R 88,9 Ø 1,3 mm MLS  61-54325-00 L 88,9 Ø 1,3 mm MLS	 14-32392-01 90910-02117 (8x) 2x	 15-43049-01 R 11213-20030 +11193-70010 (3x)  15-43051-01 L 11214-20030 +11193-70010 (3x)	 12-54024-03 90913-02101 (6x) +90913-02112 (6x) 12x  70-54024-00 ES 90913-02101 12x  70-54026-00 AS 90913-02112	 71-43044-00 L  17177-20020  71-43046-00 L  17178-20020  71-43052-00 L   17176-20010  71-43048-00  2x 17173-20030	 70-31414-10	 81-53576-00 K  90311-40022 40x55 A SL RD MVQ  81-53344-10 K  90311-92010 92x110 A SL LD FPM  81-53572-00 N  2x 90311-38034 38x50 A SL RD FPM
3,0	2JZ-GE	156 kW (212 PS)	GS 300	01/93-08/97	 01-10013-01 04111-46065	 02-10013-01 04112-46065			 61-10013-00 11115-46045 87,5 Ø 0,3 mm MLS	 14-10112-01 90910-02102 (14x)	 71-10113-00 ES 11213-46020  71-10114-00 AS 11214-46011	 12-52806-04 90913-02090 (12x) +90913-02089 (12x) 12x  70-52806-00 ES 90913-02090 12x  70-54261-00 AS 90913-02089	 71-10115-00 L  17177-46040  71-10438-00 L   17176-46020  71-10117-00  2x 17173-46020	 70-31414-10	 81-10375-00 K  90311-46001 45,5x63 A SL RD FPM  81-10376-00 K  90311-90006 90x110 A SL LD FPM  81-10377-00 N  2x 90311-40020 40,5x52,5 A SL RD ACM

LEXUS															
Ltr.															
3,0	2JZ-GE	157-168 kW (213-228 PS)	GS 300 IS 300	08/97-10/05	01-10013-02 04111-46102 	02-10013-02 04112-46102 			61-10013-00 11115-46045 87,5 Ø 0,3 mm MLS 	14-10112-01 90910-02102 (14x) 	71-10114-00 AS 11214-46011  71-10119-00 ES 11213-46030 	12-52806-04 90913-02090 (12x) +90913-02089 (12x)  70-52806-00 ES 12x  70-54261-00 AS 12x 	71-10120-00  17177-46060  71-10438-00   17176-46020  71-10121-00  2x 17173-46051 	70-31414-10 	81-10375-00  90311-46001 45,5x63 A SL RD FPM  81-10376-00  90311-90006 90x110 A SL LD FPM  81-10377-00  2x 90311-40020 40,5x52,5 A SL RD ACM 
3,0	2JZ-GE	162 kW (220 PS)	SC 300	01/95-03/00	01-10013-01 04111-46065  01-10013-02 04111-46102 	02-10013-01 04112-46065  02-10013-02 04112-46102 			61-10013-00 11115-46045 87,5 Ø 0,3 mm MLS 	14-10112-01 90910-02102 (14x) 	71-10113-00 ES 11213-46020  71-10119-00 ES 11213-46030  71-10114-00 AS 11214-46011 	12-52806-04 90913-02090 (12x) +90913-02089 (12x)  70-52806-00 ES 12x  70-54261-00 AS 12x 	71-10115-00  17177-46040  71-10120-00  17177-46060  71-10438-00   17176-46020  71-10117-00  2x 17173-46020  71-10121-00  2x 17173-46051 	70-31414-10 	81-10375-00  90311-46001 45,5x63 A SL RD FPM  81-10376-00  90311-90006 90x110 A SL LD FPM  81-10377-00  2x 90311-40020 40,5x52,5 A SL RD ACM 

LEXUS																		
Ltr.																		
3,0	3GR-FE	170 kW (231 PS)	GS 300 IS 300	04/05-04/13				61-54270-00 R 11115-31041 89,5 Ø 0,5 mm MLS 	14-32333-01 90910-02162 (6x) +90105-10521 (2x) 	2x	15-42848-01 L 11214-31020 +11193-70010 (3x) 	12-54024-03 90913-02101 (6x) +90913-02112 (6x) 	2x	71-42846-00  17173-31020 	2x	70-31414-10 	81-53274-00 K  90311-42045 42x60 A SL RD NBR 	
								61-54275-00 L 11116-31021 89,5 Ø 0,5 mm MLS 			15-54132-01 R 11213-31050 +11193-70010 (3x) 		70-54024-00 ES 90913-02101 	12x			81-53344-10 K  90311-92010 92x110 A SL LD FPM 	
3,0	3GR-FSE	183 kW (249 PS)	GS 300	04/05-11/11	01-54270-01 04111-31290 	02-54270-01 04112-31160 		61-54270-00 R 11115-31041 89,5 Ø 0,5 mm MLS 	14-32333-01 90910-02162 (6x) +90105-10521 (2x) 	2x	15-42847-01 R 11213-31040 +11193-70010 (3x) 	12-54024-03 90913-02101 (6x) +90913-02112 (6x) 	2x	71-42893-00  17177-31021 	2x	70-31414-10 	81-53274-00 K  90311-42045 42x60 A SL RD NBR 	
								61-54275-00 L 11116-31021 89,5 Ø 0,5 mm MLS 			15-42848-01 L 11214-31020 +11193-70010 (3x) 		70-54024-00 ES 90913-02101 	12x	71-42894-00  17176-31020 			81-53344-10 K  90311-92010 92x110 A SL LD FPM 
3,0	3VZ-FE	138 kW (188 PS)	ES 300	09/91-12/97	01-52940-02 	02-52940-02 		61-52940-00 R 11115-62060 89,5 Ø 			15-53577-01 	2x	12-53573-01 		71-53569-00  	2x	70-31414-10 	81-53409-00 K  35x48 A SL RD MVQ 
								61-53120-00 L 11116-62060 89,5 Ø 						71-53571-00  			81-53344-00 K  90311-92006 92x110 A SL LD MVQ 	
																81-53572-00 N  90311-38034 38x50 A SL RD FPM 	2x	

LEXUS

Ltr.

3,3 3MZ-FE

163-200 kW (222-272 PS)


ES 330
RX 300
RX 330
RX 400h


04/03-12/08



01-38320-01

04111-20630



02-38320-01

04112-20270



61-38320-00 R

11115-20051
93,4 Ø
1,3 mm
MLS


61-38325-00 L

11116-20051
93,4 Ø
1,3 mm
MLS


14-32392-01


90910-02117 (6x)



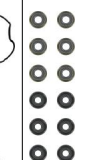
15-43049-01 R

11213-20030
+11193-70010 (3x)


15-43051-01 L

11214-20030
+11193-70010 (3x)


12-54024-03

90913-02101 (6x)
+90913-02112 (6x)


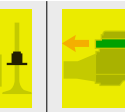
70-54024-00 ES

90913-02101



70-54026-00 AS

90913-02112



71-43044-00 L

17177-20020



71-43046-00 L

17178-20020



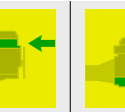
71-43057-00 L

17176-20020



71-43048-00

17173-20030



70-31414-10

90311-40022
40x55
A SL RD MVQ


81-53576-00 K

90311-40022
40x55
A SL RD MVQ


81-53344-10 K

90311-92010
92x110
A SL LD FPM


81-53572-00 N

90311-38034
38x50
A SL RD FPM


81-10662-00 K

90311-44010
44x62
A SL RD FPM


81-10663-00 K

90311-99016
102x118
A SL LD FPM


81-10663-00 K

90311-99016
102x118
A SL LD FPM


81-10663-00 K

90311-99016
102x118
A SL LD FPM


3,5 V35A-FTS

305 kW (415 PS)

LX 600

10/21

01-11341-03

04111-70291

02-11341-03

04112-70271

61-11341-00 R

86,4 Ø
0,7 mm
MLS


61-11342-00 L

86,4 Ø
0,7 mm
MLS

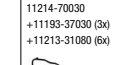

14-17867-02

90910-02201 (4x)
+90910-02212 (4x)


15-20825-01 R

11213-70080
+11193-37030 (3x)
+11213-31080 (6x)


15-20826-01 L

11214-70030
+11193-37030 (3x)
+11213-31080 (6x)


71-20825-00 R

11213-70080



71-20826-00 L

11214-70030



12-18108-02

11213-70080
+11193-37030 (3x)
+11213-31080 (6x)


71-20814-00 L

17176-70030



71-20814-00 L

17173-70060



71-20815-00

17198-70010



71-20778-00

17173-70030



71-20765-00 L

17176-70030



71-20831-00 L

17176-70030



71-20814-00 L

17173-70060



71-20815-00

17198-70010



71-20778-00

17173-70030



70-31414-10

90311-44010
44x62
A SL RD FPM


81-10662-00 K

90311-44010
44x62
A SL RD FPM


81-10663-00 K

90311-99016
102x118
A SL LD FPM





81-10663-00 K

90311-99016
102x118
A SL LD FPM


81-10663-00 K

90311-99016
102x118
A SL LD FPM


LEXUS

Ltr.  3,5 V35A-FTS 307-310 kW (417-421 PS) LS 500  10/17 



01-11341-02
04111-70273
 10/20

01-11341-03
04111-70291
 11/20→

02-11341-02
04112-70253
 10/20

02-11341-03
04112-70271
 11/20→

61-11341-00 R
86,4 Ø
0,7 mm
MLS




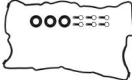
61-11342-00 L
86,4 Ø
0,7 mm
MLS



14-17867-02
90910-02201 (4X)
+90910-02212 (4X)




15-20820-01 R
11213-70050
+11193-37030 (3x)
+11213-31080 (6x)
 10/20



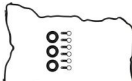
15-20821-01 L
 10/20



15-20825-01 R
11213-70080
+11193-37030 (3x)
+11213-31080 (6x)
 11/20→



15-20826-01 L
11214-70030
+11193-37030 (3x)
+11213-31080 (6x)
 11/20→



71-20820-00 R
11213-70050
 10/20




71-20821-00 L
11214-70010
 10/20



71-20825-00 R
11213-70080
 11/20→



12-18108-02
 2x



70-18108-00 ES






70-18110-00 AS



71-20828-00 L   2x
17177-70062
 10/20



71-20765-00 L   2x
 11/20→



71-20830-00 L   9
17176-70020
 10/20



71-20831-00 L   9
17176-70030
 11/20→



71-20814-00 
17173-70060



71-20815-00 
17198-70010



71-20778-00   68 2x



70-31414-10
















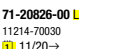





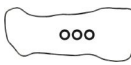























































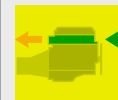




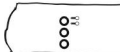

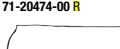
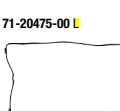













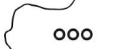











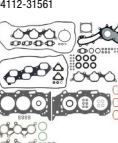



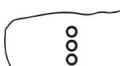




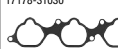






81-10662-00 K 
90311-44010
44x62
A SL RD FPM












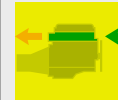




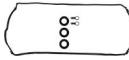





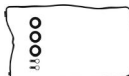









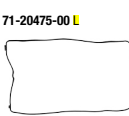




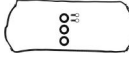

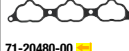




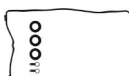








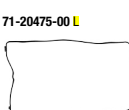













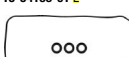
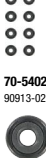


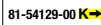

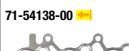
















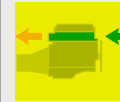



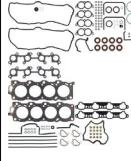








































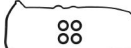





































81-10663-00 K 
90311-99016
102x118
A SL LD FPM



LEXUS																	
Ltr. 																	
																	
3,5	2GR-FE	183-206 kW (249-280 PS)	ES 350 ES350 RX 350	01/06-06/18	01-54250-01 04111-31444 	02-54250-01 04112-31272 			61-54250-00 R 11115-31110 96 Ø 0,5 mm MLS  61-54255-00 L 11116-31090 96 Ø 0,5 mm MLS 	14-32333-01 90910-02162 (6x) +90105-10521 (2x) 	2x	15-42848-01 L 11214-31020 +11193-70010 (3x)  15-54132-01 R 11213-31050 +11193-70010 (3x) 	12-54024-03 90913-02101 (6x) +90913-02112 (6x)  70-54024-00 ES 90913-02101  70-54026-00 AS 90913-02112 	2x	71-42842-00 L  17177-31040  71-42843-00 L  17178-31030  71-42844-00 L  ⑨ 3x 17178-31090  71-42846-00  2x 17173-31020 	70-31414-10 	81-53274-00 K  90311-42045 42x60 A SL RD NBR  81-53344-10 K  90311-92010 92x110 A SL LD FPM 
3,5	2GR-FKS	213-232 kW (290-316 PS)	GS 350 LM 350 RC 350 RX 350	03/12	01-11332-01 	02-11332-01 			61-11332-00 R 96 Ø 0,7 mm MLS  61-11333-00 L 96 Ø 0,7 mm MLS 	14-32333-02 	2x	15-20474-01 R  15-20475-01 L  71-20474-00 R  71-20475-00 L 	12-54024-03 90913-02101 (6x) +90913-02112 (6x)  70-54024-00 ES 90913-02101  70-54026-00 AS 90913-02112 	2x	71-20476-00 L  2x  71-20479-00 L  ⑨  71-20480-00  2x  71-11160-00  ⑨ 	70-31414-10 	81-10568-00 K  42x60 A SL RD FPM  81-53344-10 K  90311-92010 92x110 A SL LD FPM 

LEXUS															
Ltr.															
3,5	2GR-FKS	232 kW (315-316 PS)	GS 350 IS 350	09/15	01-11332-01	02-11332-01		61-11332-00 R 96 Ø 0,7 mm MLS 	14-32333-02 	2x 15-20474-01 R  15-20475-01 L  71-20474-00 R  71-20475-00 L 	12-54024-03 90913-02101 (6x) +90913-02112 (6x)  70-54024-00 ES 90913-02101  70-54026-00 AS 90913-02112 	2x 71-20476-00 L  71-20480-00 	2x 70-31414-10 	81-10568-00 K 42x60 A SL RD FPM  81-53344-10 K 90311-92010 92x110 A SL LD FPM 	
3,5	2GR-FSE	190-254 kW (258-345 PS)	GS 350 GS 450h IS 300 IS 350 RC 300 RC 350	04/05	01-54250-02 04111-31602 	02-54250-02 		61-54250-00 R 11115-31110 96 Ø 0,5 mm MLS 	14-32333-01 90910-02162 (6x) +90105-10521 (2x)  14-32333-02 	2x 15-42847-01 R 11213-31040 +11193-70010 (3x)  15-42848-01 L 11214-31020 +11193-70010 (3x) 	12-54024-03 90913-02101 (6x) +90913-02112 (6x)  70-54024-00 ES 90913-02101  70-54026-00 AS 90913-02112 	2x 71-42861-00 L 17177-31061  71-15605-00 17176-31060  71-42846-00 17173-31020 	2x 70-31414-10 	81-53274-00 K 90311-42045 42x60 A SL RD NBR  81-53344-10 K 90311-92010 92x110 A SL LD FPM 	
3,5	2GR-FXE	200-254 kW (272-345 PS)	GS 450 GS 450h RX 350 RX 450h	12/08	01-54250-03 04111-31891 	02-54250-03 04112-31561 		61-54250-00 R 11115-31110 96 Ø 0,5 mm MLS 	14-32333-01 90910-02162 (6x) +90105-10521 (2x) 	2x 15-42848-01 L 11214-31020 +11193-70010 (3x)  15-54132-01 R 11213-31050 +11193-70010 (3x) 	12-54024-03 90913-02101 (6x) +90913-02112 (6x)  70-54024-00 ES 90913-02101  70-54026-00 AS 90913-02112 	2x 71-42842-00 L 17177-31040  71-42843-00 L 17178-31030  71-42844-00 L 17176-31090  71-42846-00 17173-31020 	2x 70-31414-10 	81-53274-00 K 90311-42045 42x60 A SL RD NBR  81-53344-10 K 90311-92010 92x110 A SL LD FPM 	


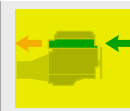
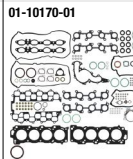
LEXUS														
Ltr.														
3,5	2GR-FXS	230 kW (313 PS)	RX 450h	10/15				 61-11332-00 R 96 Ø 0,7 mm MLS	 14-32333-02 2x	 15-20474-01 R	 12-54024-03 90913-02101 (6x) +90913-02112 (6x) 2x	 71-20476-00 L 2x	 70-31414-10	 81-10568-00 K ↔ 42x60 A SL RD FPM
								 61-11333-00 L 96 Ø 0,7 mm MLS		 15-20475-01 L	 71-20479-00 L ⑨	 71-20480-00 2x	 71-20480-00 12x	 81-53344-10 K ↔ 90311-92010 92x110 A SL LD FPM
										 71-20474-00 R	 70-54024-00 ES 90913-02101 12x	 71-11160-00 L ⑨ 12x		
										 71-20475-00 L	 70-54026-00 AS 90913-02112 12x			
3,5	8GR-FKS 8GR-FXS	229-264 kW (311-359 PS)	LC 500h LS 350 LS 500h	10/17				 61-11332-00 R 96 Ø 0,7 mm MLS	 14-32333-01 90910-02162 (6x) +90105-10521 (2x)	 15-20474-01 R	 12-54024-03 90913-02101 (6x) +90913-02112 (6x) 2x	 71-20476-00 L 2x	 70-31414-10	 81-10568-00 K ↔ 42x60 A SL RD FPM
								 61-11333-00 L 96 Ø 0,7 mm MLS	 14-32333-02	 15-20475-01 L	 71-20480-00 2x	 71-20480-00 12x		 81-53344-10 K ↔ 90311-92010 92x110 A SL LD FPM
										 71-20474-00 R	 70-54024-00 ES 90913-02101 12x			
										 71-20475-00 L	 70-54026-00 AS 90913-02112 12x			
4,0	1GR-FE	202 kW (275 PS)	GX 400	05/12	 01-54070-01	 02-54070-01		 61-54070-00 R MLS	 14-32333-01 90910-02162 (6x) +90105-10521 (2x)	 15-54132-01 R 11213-31050 +11193-70010 (3x)	 12-54024-02	 71-54136-00 L 2x	 70-31414-10	 81-10568-00 K ↔ 42x60 A SL RD FPM
								 61-54075-00 L MLS	 14-32333-02	 15-54133-01 L	 71-54137-00 L 12x	 71-54139-00 L ⑨ 12x	 71-54138-00 2x	 81-54129-00 K ↔ 100x118 A SL LD FPM
											 70-54024-00 ES 90913-02101 12x	 71-54138-00 12x		
											 70-54026-00 AS 90913-02112 12x			

LEXUS																				
Ltr.																				
4,0	1UZ-FE	180-194 kW (245-264 PS)	LS 400 SC 400	09/89-07/00	01-10168-01 04111-50100 	02-10168-01 04112-50100 			61-10168-00 R 11115-50021 89,5 Ø 1,4 mm  61-10169-00 L 11116-50011 89,5 Ø 1,4 mm 	14-12043-01 90910-02180 (10x) 	2x	15-12044-01 11213-50021 +11193-15010 (4x)  71-12044-00 11213-50021 	2x	12-52806-05 90913-02123 (16x)  70-52806-00 90913-02090 	2x	71-12045-00  17171-50011  71-12152-00  17173-50010 	2x	70-31414-10 	81-10469-00  43x60 A SL RD FPM  81-10470-00  95x113 A SL LD FPM  81-53256-00  38x50 A SL RD NBR 	2x
4,0	1UZ-FE	186 kW (253 PS)	LS 400	10/94-08/00	01-10168-01 04111-50100  07/97  01-10170-01  08/97→ 	02-10168-01 04112-50100  07/97  02-10170-01  08/97→ 		61-10168-00 R 11115-50021 89,5 Ø 1,4 mm  07/97  61-10169-00 L 11116-50011 89,5 Ø 1,4 mm  07/97  61-10170-00 R 11115-50042 89 Ø 1,3 mm MLS  08/97→  61-10171-00 L 11116-50032 89 Ø 1,3 mm MLS  08/97→ 	14-12043-01 90910-02180 (10x) 	2x	15-12044-01 11213-50021 +11193-15010 (4x)  07/97  15-11945-01 R 11213-50031 +11193-50010 (4x)  08/97→  15-11946-01 L 11214-50011 +11193-50010 (4x)  08/97→  71-12044-00 11213-50021  07/97  71-11945-00 R 11213-50031  08/97→  71-11946-00 L 11214-50011  08/97→ 	2x	12-54024-01 90913-02101 (8x) +90913-02112 (8x)  08/97→  70-52806-00 90913-02090  07/97  70-54024-00 ES 90913-02101  08/97→  70-54026-00 AS 90913-02112  08/97→ 	2x	71-12045-00  07/97 17171-50011  07/97  71-11947-00  08/97→ 17171-50020  08/97→  71-12152-00  07/97 17173-50010  07/97  71-11948-00  08/97→ 17173-50021  08/97→ 	2x	70-31414-10 	81-10469-00  43x60 A SL RD FPM  81-10470-00  95x113 A SL LD FPM  81-53256-00  38x50 A SL RD NBR  07/97  81-10452-00  71x85 A SL RD FPM  08/97→ 	2x	

LEXUS

Ltr. 

4,0 1UZ-FE 203-216 kW (276-294 PS) GS 400 LS 400 SC 400 09/97-12/00




61-10170-00 R
11115-50042
89 Ø
1,3 mm
MLS



61-10171-00 L
11116-50032
89 Ø
1,3 mm
MLS

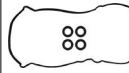


14-12043-01
90910-02180 (10x)

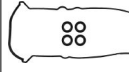


2x

15-11945-01 R
11213-50031
+11193-50010 (4x)



15-11946-01 L
11214-50011
+11193-50010 (4x)




71-11945-00 R
11213-50031



71-11946-00 L
11214-50011



12-54024-01
90913-02101 (8x)
+90913-02112 (8x)



2x

71-11947-00 L  2x

17171-50020


71-11948-00  2x

17173-50021




70-31414-10



81-10469-00 K 


43x60
A SL RD FPM



81-10470-00 K 

95x113
A SL LD FPM



81-10452-00 N  2x

71x85
A SL RD FPM



4,3 3UZ-FE 207-244 kW (282-332 PS) GS 430 LS 430 SC 430 08/00-11/11



08/00-11/11




61-10160-00 R
11115-50070
92,4 Ø
1,1 mm
MLS



61-10161-00 L
11116-50060
92,4 Ø
1,1 mm
MLS

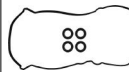


14-12043-01
90910-02180 (10x)

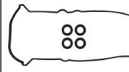


2x

15-11945-01 R
11213-50031
+11193-50010 (4x)



15-11946-01 L
11214-50011
+11193-50010 (4x)




71-11945-00 R
11213-50031



71-11946-00 L
11214-50011



12-54024-01
90913-02101 (8x)
+90913-02112 (8x)



2x

71-11947-00 L  2x

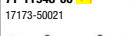
17171-50020

71-11949-00 K  9

17116-50010

71-11948-00  2x

17173-50021




71-11960-00  10




70-31414-10



81-10469-00 K 


43x60
A SL RD FPM



81-10470-00 K 
















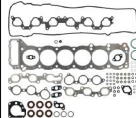























95x113
A SL LD FPM




81-10452-00 N  2x









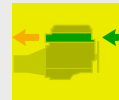



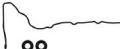



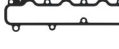







71x85
A SL RD FPM




LEXUS																
Ltr.																
4,5	1FZ-FE	151 kW (205 PS)	LX 450	09/95-12/97									  		 	
					01-54125-01	02-54125-01			61-54125-00 1,4 mm	14-32354-01	15-54186-01	12-54196-01	71-54187-00  71-54191-00  71-54192-00  70-54196-00  ES 12x 70-54197-00  AS 12x	71-54187-00  71-54191-00  71-54192-00  71-54188-00  71-54189-00  17198-66010	70-31414-10 	81-54193-00  90311-52022 52x70 A SL RD FPM 81-54194-00  90311-99009 99x119 A SL LD

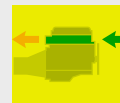
LEXUS

Ltr.  4,5 1VD-FTV 195-200 kW (265-272 PS) LX 450d 09/15

										
01-11658-01	02-11658-01			61-10145-00 R 87,5 Ø 1,25 mm MLS 1	14-11664-01 2x	15-11655-01 R  15-11656-01 L 	12-53854-01 90913-W2001 (16x)  70-53854-00 90913-W2001 	2x 71-11658-00 L  71-11659-00 L  71-11660-00 L  71-11663-00 L  71-11661-00 L  71-11662-00 L 	70-31414-10 	81-54193-00 K 90311-52022 52x70 A SL RD FPM  81-54129-00 K 100x118 A SL LD FPM 

LEXUS

Ltr.  4,6 1UR-FE 218-234 kW (296-318 PS) GX 460 LX 460 01/10




61-11071-00 R
96 Ø
0,7 mm
MLS



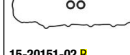
61-11083-00 L
96 Ø
0,7 mm
MLS



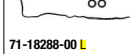
14-32333-03
90910-02162 (10x)



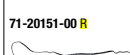
15-18288-02 L



15-20151-02 R




71-18288-00 L



71-20151-00 R



12-54024-01
90913-02101 (8x)
+90913-02112 (8x)



70-54024-00 ES
90913-02101



70-54026-00 AS
90913-02112



71-18291-00 L



11-15715-02



11-15715-02



70-31414-10



81-53274-00 K



81-10470-00 K



4,6 1UR-FE 1UR-FSE 240-288 kW (326-392 PS) GS 460 LS 460 04/06 [NEW]

61-11071-00 R
96 Ø
0,7 mm
MLS



61-11083-00 L
96 Ø
0,7 mm
MLS



14-32333-03
90910-02162 (10x)



15-23809-01 R
11213-38030
+11193-38020 (4x)
+11229-38030

15-23810-01 L
11214-38020
+11193-38020 (4x)
+11229-38030


71-23809-00 R
11213-38030



71-23810-00 L
11214-38020



12-54024-01
90913-02101 (8x)
+90913-02112 (8x)



70-54024-00 ES
90913-02101



70-54026-00 AS
90913-02112



70-31414-10




81-53274-00 K



81-10470-00 K



LEXUS

Ltr.  4,7 2UZ-FE 170-202 kW (231-275 PS) LX 470 05/98-03/08



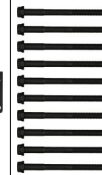
61-10848-00 R
11115-50080
95,8 Ø
1,15 mm
MLS



61-10849-00 L
11116-50070
95,8 Ø
1,15 mm
MLS



14-15219-01



2x

71-11945-00 R
11213-50031



71-11946-00 L
11214-50011



12-54024-01
90913-02101 (8x)
+90913-02112 (8x)





70-54024-00 ES
90913-02101





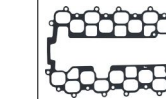
70-54026-00 AS
90913-02112





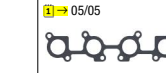
71-11947-00  2x
17171-50020
 05/05



71-11949-00  9)
17116-50010
 05/05




71-11948-00  2x
17173-50021
 05/05





70-31414-10


81-10469-00  43x60
A SL RD FPM



81-10470-00  95x113
A SL LD FPM



81-10543-00  2x
90311-38065
38x85
A SL RD FPM
 05/05



4,7 2UZ-FE 175-199 kW (238-271 PS) GX 470 11/01-11/09

61-10848-00 R
11115-50080
95,8 Ø
1,15 mm
MLS



61-10849-00 L
11116-50070
95,8 Ø
1,15 mm
MLS



14-15219-01



2x

71-11945-00 R
11213-50031



71-11946-00 L
11214-50011



12-54024-01
90913-02101 (8x)
+90913-02112 (8x)





70-54024-00 ES
90913-02101





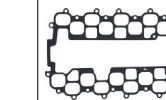
70-54026-00 AS
90913-02112





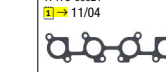
71-11947-00  2x
17171-50020
 11/04



71-11949-00  9)
17116-50010
 11/04




71-11948-00  2x
17173-50021
 11/04





70-31414-10


81-10469-00  43x60
A SL RD FPM











































81-10470-00  95x113
A SL LD FPM




















































81-10543-00  2x
90311-38065
38x85
A SL RD FPM
 11/04




LEXUS																	
Ltr.																	
4,7	2UZ-FE	196 kW (267 PS)	GX 470	09/05-11/09				<div>61-10848-00 R</div> <div>11115-50080</div> <div>95,8 Ø</div> <div>1,15 mm</div> <div>MLS</div> <div></div> <div>61-10849-00 L</div> <div>11116-50070</div> <div>95,8 Ø</div> <div>1,15 mm</div> <div>MLS</div> <div></div>	<div>14-15219-01</div> <div></div>	2x	<div>71-11945-00 R</div> <div>11213-50031</div> <div></div> <div>71-11946-00 L</div> <div>11214-50011</div> <div></div>	<div>12-54024-01</div> <div>90913-02101 (8x)</div> <div>+90913-02112 (8x)</div> <div></div> <div>70-54024-00 ES</div> <div>90913-02101</div> <div></div> <div>70-54026-00 AS</div> <div>90913-02112</div> <div></div>	2x	<div>70-31414-10</div> <div></div>	<div>81-10469-00 K↔</div> <div>43x60</div> <div>A SL RD FPM</div> <div></div> <div>81-10470-00 K↔</div> <div>95x113</div> <div>A SL LD FPM</div> <div></div>		
4,7	2UZ-FE	197 kW (268 PS)	LX 470	05/98-03/08				<div>61-10848-00 R</div> <div>11115-50080</div> <div>95,8 Ø</div> <div>1,15 mm</div> <div>MLS</div> <div></div> <div>61-10849-00 L</div> <div>11116-50070</div> <div>95,8 Ø</div> <div>1,15 mm</div> <div>MLS</div> <div></div>	<div>14-15219-01</div> <div></div>	2x	<div>71-11945-00 R</div> <div>11213-50031</div> <div></div> <div>71-11946-00 L</div> <div>11214-50011</div> <div></div>	<div>12-54024-01</div> <div>90913-02101 (8x)</div> <div>+90913-02112 (8x)</div> <div></div> <div>70-54024-00 ES</div> <div>90913-02101</div> <div></div> <div>70-54026-00 AS</div> <div>90913-02112</div> <div></div>	2x	<div>71-11947-00 L↔</div> <div>17171-50020</div> <div></div> <div>71-11949-00 L↔ ⑨</div> <div>17116-50010</div> <div></div> <div>71-11948-00 L↔</div> <div>17173-50021</div> <div></div>	<div>70-31414-10</div> <div></div>	<div>81-10469-00 K↔</div> <div>43x60</div> <div>A SL RD FPM</div> <div></div> <div>81-10470-00 K↔</div> <div>95x113</div> <div>A SL LD FPM</div> <div></div> <div>81-10543-00 N↔</div> <div>90311-38065</div> <div>38x85</div> <div>A SL RD FPM</div> <div></div>	2x

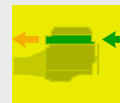
LEXUS


Ltr.  5,0 2UR-FSE 327 kW (445 PS) LS 600h 09/07  1 **[NEW]**




				 61-11071-00 R 96 Ø 0,7 mm MLS  61-11083-00 L 96 Ø 0,7 mm MLS 	 14-32333-03 90910-02162 (10x) 	2x  15-23809-01 R 11213-38030 +11193-38020 (4x) +11229-38030 15-23810-01 L 11214-38020 +11193-38020 (4x) +11229-38030 71-23809-00 R 11213-38030  71-23810-00 L 11214-38020 	 12-54024-01 90913-02101 (8x) +90913-02112 (8x)                                  
---	---	---	---	---	---	---	---

LEXUS

Ltr.  5,0 2UR-GSE 330-352 kW (449-479 PS)  GS F
IS 500
LC 500
RC F  08/14



14-32333-03 2x
90910-02162 (10x)




12-54024-01 2x
90913-02101 (8x)
+90913-02112 (8x)

70-54024-00 ES 16x
90913-02101

70-54026-00 AS 16x
90913-02112



70-31414-10


81-53274-00 K<=>
90311-42045
42x60
A SL RD NBR

81-10470-00 K<=>
95x113
A SL LD FPM


5,7 3UR-FE 266-286 kW (362-389 PS) LX 570 08/07

61-11071-00 R
96 Ø
0,7 mm
MLS

61-11083-00 L
96 Ø
0,7 mm
MLS




14-32333-03 2x
90910-02162 (10x)





15-18288-02 L

15-20151-02 R

71-18288-00 L

71-20151-00 R


12-54024-01 2x
90913-02101 (8x)
+90913-02112 (8x)

70-54024-00 ES 16x
90913-02101

70-54026-00 AS 16x
90913-02112


71-18291-00 L<=> 2x

11-15715-02 2x

11-15715-02 2x


70-31414-10


81-53274-00 K<=>
90311-42045
42x60
A SL RD NBR

81-10470-00 K<=>
95x113
A SL LD FPM


Haftungsausschluss

(für Katalog)

Alle Angaben in unserem Katalog wurden von uns sorgfältig geprüft, sind jedoch unverbindlich. Ersatzansprüche wegen Katalogangaben werden von uns nicht anerkannt. Der Käufer ist selbst verpflichtet, zu prüfen, ob unsere Teile für seine Zwecke geeignet sind. In allen Zweifelsfällen sollte Rücksprache mit unserem technischen Kundendienst erfolgen **Tel. +49 731 7046 999**.

Technische Weiterentwicklungen oder Änderungen bleiben vorbehalten, soweit damit keine Nachteile für den Kunden verbunden sind.

Angaben, Namens- und Markenzeichen, Beschreibungen, Nummern von Fahrzeugnummern und Herstellerzeichen, Original-Ersatzteilnummern der Fahrzeug- und Motorenhersteller u. a. sind ausschließlich für interne Zwecke gedacht. Solche Kennzeichnungen dürfen Fahrzeugbesitzern gegenüber nicht verwendet werden.

Wir weisen ausdrücklich darauf hin, dass alle von uns gelieferten Teile von geschultem Fachpersonal einzubauen sind. Reinz haftet für Fehler in diesem Katalog nur, wenn diese für den Kunden nicht offenbar erkennbar sind sowie nur bei Vorsatz und grober Fahrlässigkeit von Reinz, eines Vertreters oder eines Erfüllungsgehilfen. Dieser Haftungsausschluss gilt nicht im Rahmen

des Anwendungsbereichs des Produkthaftungsgesetzes und nicht bei Verletzung von Körper, Leben und Gesundheit, sowie bei der Verletzung von sog. Kardinalpflichten. Darüber hinaus ist unsere Haftung für Schäden, insbesondere für Personen-, Sach- oder Vermögensschäden, die unmittelbar oder mittelbar im Zusammenhang mit der Nutzung dieses Kataloges auftreten, sowie für nicht voraussehbare Schäden ausgeschlossen.

Reinz ist Inhaber aller Schutzrechte an den in diesem Katalog gespeicherten Daten. Kopie, Nachdruck, ganze oder teilweise Übernahme der Inhalte und Vervielfältigung, auch auszugsweise, ist nur mit unserer vorheriger schriftlichen Zustimmung sowie mit unserem Urheberrechtsvermerk zulässig.

Für Bestellungen, welche ab dem Erscheinungsdatum eines neuen Katalogs getätigt werden, sind alleine die Angaben des neuen Katalogs maßgeblich. Auf Angaben im Vorkatalog kann bei Neubestellungen nicht mehr zurückgegriffen werden.

Sofern Sie noch Fragen haben, bitten wir Sie, sich mit uns in Verbindung zu setzen.

VictorReinz.com/AGB

Exclusion of Liability

(for catalog)

All details in our catalog have been thoroughly checked by us but are however not binding. Right to damages on account of catalog details will not be recognized. The purchaser is obliged to check if our parts are suitable for their use. In all doubtful cases, the purchaser should consult our technical customer service under **+49 731 7046 999**.

We reserve the right to further technical developments or changes as long as no disadvantage for the customer results.

Details, name and trademarks, descriptions, numbers from vehicle numbers and manufacturer symbols, original vehicle replacement part numbers and engine manufacturer etc. are solely for internal use. Such labels must not be used with vehicle owners.

We specifically point out that all parts supplied by us must be assembled by trained specialists.

Reinz is liable for mistakes in this catalog only when they are not clearly recognizable for the customer, as well as by intent or gross negligence on the part of Reinz, it's representative or vicarious agent. This exclusion of liability does not apply within the framework of the field of

application of the product liability laws and not by bodily harm, life and health, as well as by violation of cardinal duties. In addition, our liability for damages, especially personal, property or financial damages that occur directly or indirectly as a result of the use of this catalog, as well as non-foreseeable damages are excluded.

Reinz is the owner of all patent rights on the data stored in this catalog. Copies, reprints, whole or partial takeover of the contents and duplication even in excerpts are only permissible with our prior written approval, as well as with our copyright note.

For orders placed after the publication date of a new catalog, only the details in the new catalog are binding and no fall back to details in the previous catalog is possible.

In case you have further questions, do not hesitate to contact us.

VictorReinz.com/AGB

VictorReinz.com

reinz.info@dana.com

Technical Hotline +49 (0)731 7046-9 99

REINZ-Dichtungs-GmbH

Reinzstrasse 3-7
89233 Neu-Ulm
Germany
+49 (0)731 7046-0

VICTOR REINZ®

