

VICTOR REINZ®




MAZDA
Q2 / 2024



VictorReinz.com/online-catalog

Victor Reinz®

at a Glance



Online Catalog

VictorReinz.com/online-catalog



Newsletter

VictorReinz.com/EN/News/Newsletter.aspx?region



Youtube

www.youtube.com/user/VictorReinzSealingEN



Catalog News

VictorReinz.com/news



Technical Service Information

VictorReinz.com/tsi



Facebook

www.facebook.com/VictorReinzParts



Just seal it!

VictorReinz.com/jsi



Technical Datasheet

VictorReinz.com/jsi-datasheet



LinkedIn

www.linkedin.com/showcase/victor-reinz-emea



Safety Datasheet

VictorReinz.com/jsi-datasheet



Homepage

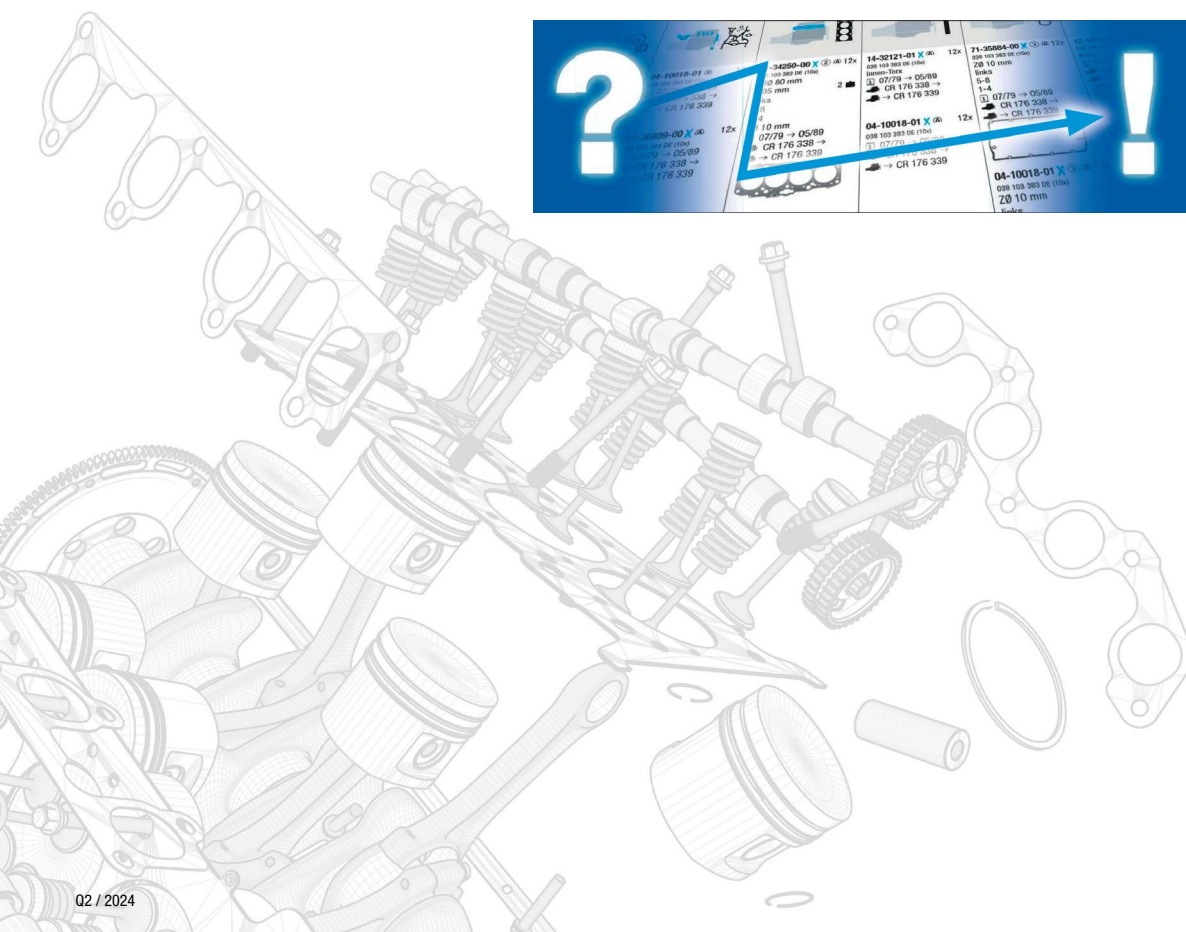
VictorReinz.com



VictorReinz.com/catalog-info



VictorReinz.com/catalog-how-to-use



MAZDA



0-9	
1E04(J4C)	11
1E04(J4J)	11
1E04(JJA)	11
1E04(JJC)	11
1E04(JJM)	11
1E05(DHA)	13
1E05(DHB)	13
1E05(DHF)	13
1E06(DHA)	13
1E06(DHB)	13
1E06(DHF)	13
1E07(RTJ)	41
1E07(RTK)	41
1E09(J4C)	11
1E09(J4J)	11
1E09(JJA)	11
1E09(JJC)	11
1E09(JJM)	11
1E10(RTN)	41
1E12(RTJ)	41
1E12(RTK)	41
1E13(J4C)	11
1E13(J4J)	11
1E13(JJA)	11
1E13(JJC)	11
1E13(JJM)	11
1E16(RTJ)	41
1E16(RTK)	41
1NZ-FE	22
1V	80
4EE1-T	33
4G18	32
4G54	77
4JJ3-TCX	79
8AN1	25
99V	80

A	
AJ	77-78
AJ03	77

B	
B1	6
B116	6



B3	7
B3 (16V)	9
B3 ME	8
B32A	10
B335	7
B33G	8
B33L	10
B34P	10
B35J	10
B383	10
B3C9	9
B5	15
B50	15
B53	15
B5M	16
B6	22
B6 (SOHC)	23
B6 Turbo	23-24
B64F	25
B65L	23
B65M	26-27
B67J	22
B67K	22
B67L	22
B68	23, 27
B69N	28
B6DA	24
B6DE	24
B6E	25
B6MC	25
B6MU	25
B6ZE	26
BP	33
BP (DOHC)	33
BP-ZE	34
BP22	33
BP31	33
BP52	33
BP5A	35
BP6J	34-35
BPC	34
BPD	34
BPF1	34



C	
CA	79
CAY1	79
CAY5	79
CAY6	79
CR12DE	6
CYC4	79

D	
D6DK	24

E	
E1	6
E3	11
E5	16-17
E5E2	16
E5E3	16

F	
F1F6	13
F2	60-61
F2-EGI	61
F21	61
F2E	61
F2G	62
F2L1	60
F2T	62
F6	29
F6JA	14
F6JB	14
F8 (8V)	37
F8 (12V)	37
FE (12V)	42
FE (16V)	43
FE (8V)	43
FE-3L	43
FE-3M	43
FE18	43
FE58	43
FE60	43
FE61	43
FE6N	43
FECK	43
FECM	43
FEFA	43



FET	44
FEV4	43
FEY7	43
FEY9	42
FP	36, 42
FP01LP	36
FP33	36
FP55	36, 42
FP87	36
FPD9	36
FPE1	36
FPY3	36, 42
FS	44-45
FS-DS	45
FS2C	45
FS7E	45
FS7G	45
FUJA	6
FXJA	13
FYJA	28

G	
G54B	77
G6	77
G6 (12V)	77
G6Y0	77
GY-DE	69
GY1	70

H	
HA	78
HE3	45
HEE	45
HFY1	45
HFY7	45
HR15DE	18
HR16DE	29

J	
JJA	11

K	
K8-ZE	38
K819	38
K8D9	38




K8Y1	38
KF	46
KF1	52
KFZE	46
KJ-ZEM	66
KL	70
KL-ZE	70

L	
L3	67
L3-V	67, 69
L3-VDT	68
L3-VE	67
L333	67
L3C1	67-68
L3K7	68
L3KG	68
L3M6	68
L3N9	68
L3X	67
L3Y7	68
L3YH	68
L5-VE	71
L5-X	72
L5-Y3	72
L8	38
L8-DE	38
L8-VE	39
L813	38
L823	39
L828	39
L829	38
L831	39
L850	39
LF-DE	47
LF-VD	47
LF-VDS	47
LF-VE	49
LF-ZB	49
LF17	51
LF18	51
LF4J	47
LF4K	47
LF50	52
LF5H	52

M	
M	45
MA	45
MD25NA	72
MD25TI	73
MR18DE	40


P	
P4-AT	62
P5-AT	79
P5-VPR	18
P5-VPS	18
P5X0	19
P5X1	19
P5X2	19
P5X4	19
P5X5	19
P5X8	19
P5X9	19
P5XB	19
P5XC	19
P5Y1	20
P5Y4	18
P5Y5	18
P5Y6	18
P5Y8	18
P5Z1	18
P5Z2	19
P5Z3	19
P5Z7	19
P5Z8	19



LF5W	52
LF62	49
LF72	52
LFF7	48
LFG7	49
LFG8	49
LFN7	47
LFN8	47
LFY7	49
LFYA	47
LFYB	47
LFZ2	50
LFZD	49

M	
M	45
MA	45
MD25NA	72
MD25TI	73
MR18DE	40

P	
P4-AT	62
P5-AT	79
P5-VPR	18
P5-VPS	18
P5X0	19
P5X1	19
P5X2	19
P5X4	19
P5X5	19
P5X8	19
P5X9	19
P5XB	19
P5XC	19
P5Y1	20
P5Y4	18
P5Y5	18
P5Y6	18
P5Y8	18
P5Z1	18
P5Z2	19
P5Z3	19
P5Z7	19
P5Z8	19



P5Z9	19
P5ZE	19
PE-VPR	53
PE-VPS	53
PEX0	53
PEX2	53, 55
PEX3	53
PEX4	55
PEX6	55
PEXB	53
PEXF	54
PEXL	53
PEXN	54
PEXP	53
PEXT	53
PEXW	54
PEY2	56
PEY4	53
PEY5	53
PEY6	53
PEY7	53
PEYK	56
PN26	32
PN27	32
PN46	32
PN54	32
PN62	32
PY-VPS	73
PY-VPTS	74
PY-Y8	73
PY-ZA	73
PYY1	73
PYY3	73
PYZ4	74
PYZ8	76
PYZC	74
PYZR	75
PYZX	75

R	
R2	63
R203	63
R207	63
R21N	63
R281	63

MAZDA



R290	63
R2AA	63
R2BF	63
R5A2	64
RF	57
RF-N	57
RF1G	57
RF3F	57
RF4F	57-58
RF55	57
RF5C	59
RF7J	60
RF83	57
RF8G	60
RFG5	57
RFH5	57
RFH7	57
RZ4E-TC	42

S	
S5-DPTR	20
S5-DPTS	20
S5Y2	20
S5Y5	20
S5Y6	20
S5Y7	20
S5Y8	20
S5Y9	20
S8Y1	40
S8Y2	40
SH-VPTR	64
SH-VPTR	64
SHY1	65
SHY4	64
SHY6	64
SHY8	65-66

U	
U	14
UC	14

W	
WEAT	78
WL	72
WL-T	72























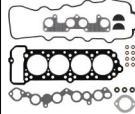








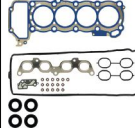




































WL11	76
WL31	72
WL84	73
WLAA	76
WLE7	72
WLE9	72
WLF5	72









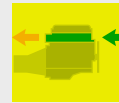






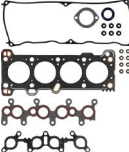














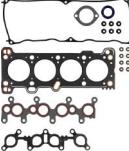













Y	
Y404	14
Y406	29
Y601	29
Y603	29
Y605	29
Y642	29
Y646	29
Y650	30
Y655	30
Y661	30
Y6Y1	30
YF	60









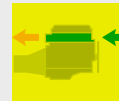





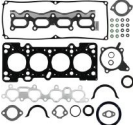















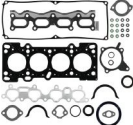


















Z	
Z5-DE	22
Z6	31
Z601	31
Z627	31
Z668	31
Z682	31
Z683	31
Z6Y1	31
Z6Y3	31
ZJ-46	12
ZJ-VE	12
ZJ-VEM	12
ZJ07	12
ZJ30	12
ZJ32	12
ZJ46	12, 14
ZL05	21
ZL06	21
ZM	30
ZY-DE	21
ZY-VE	21
ZY05	21









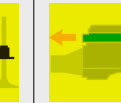





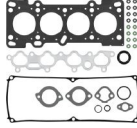















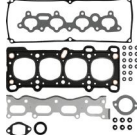
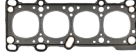









































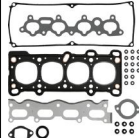

























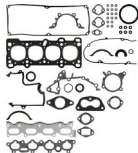
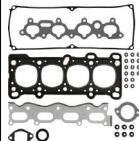















ZY66	21
ZY84	21

MAZDA															
Ltr.															
1,1	B1 B116	40-42 kW (54-57 PS)	121	10/87-10/93					61-52420-00 B376-10-271 A 73 Ø 		71-52416-00 B630-10-235 		71-52673-00  B301-13-111  71-52674-00  B301-13-460 		
1,1	E1	40-41 kW (54-56 PS)	323	11/80-04/90		02-52260-01 E101-99-101 			61-52260-00 E101-10-271 72 Ø 		15-52259-01 		71-52258-00  E301-40-581 B  71-52264-00  E301-13-510A 	71-52257-00 E301-23-099 	
1,2	CR12DE	66 kW (90 PS)	FAMILIA VAN	01/07-05/18	01-10006-01 	02-10006-01 			61-34180-00 71,5 Ø 0,6 mm MLS 	14-13107-01 	71-53587-00 	12-53036-01  70-53036-10 16x 	71-53591-00  2x  71-34126-00  	70-31414-10  81-53592-00  13510-ED000 40x52 SL RD FPM  81-53329-00  84x104 A SL LD MVQ 	
1,2	FUJA	55 kW (75 PS)	2	04/03-06/07		02-34295-02 	08-35006-01 		61-34295-00 C201-10-235A 73 Ø MLS 	14-32358-01 C605-10-135 	71-33846-00   71-38086-00  C201-10-235 	12-33876-01 C201-10-155 (8x) +C201-10-1F5 (8x) 	71-35533-00  4x C201-13-111  71-35489-00  C601-13-460  71-36553-00  C201-13-460 11/03→ 	70-31414-10  81-33869-00  C201-10-602 33x47 A SL RD FPM  81-90011-00  C201-11-311 PTFE  81-33871-00  2x C201-10-231 38x52 A SL RD FPM 	

MAZDA															
Ltr.															
1,3	B3 B335	40-52 kW (55-71 PS)	121 323	09/85-06/91	01-52420-01 8ABF-10-271 	02-52420-01 8ABF-10-271 HS 			61-52420-00 B376-10-271 A 73 Ø 		71-52416-00 B630-10-235 	12-54023-01 B630-10-155 (8x)  8x	71-52673-00  B301-13-111  71-52674-00  B301-13-460	71-52417-00 B630-10-431 A 	81-53228-00  B630-10-602 30x44 A SL RD NBR  81-53404-00  BP05-11-312 83x100 A SL LD MVQ  81-53228-00  B630-10-602 30x44 A SL RD NBR 
1,3	B3	44 kW (60 PS)	323	09/87-10/89	01-52420-02 8ABL-10-271 	02-52420-01 8ABF-10-271 HS 			61-52420-00 B376-10-271 A 73 Ø 		71-52416-00 B630-10-235 	12-54023-01 B630-10-155 (8x) 	71-52673-00  B301-13-111  71-52674-00  B301-13-460	71-52417-00 B630-10-431 A 	81-53228-00  B630-10-602 30x44 A SL RD NBR  81-53404-00  BP05-11-312 83x100 A SL LD MVQ  81-53228-00  B630-10-602 30x44 A SL RD NBR 

MAZDA															
Ltr.															
1,3	B3 ME B33G	46-54 kW (63-73 PS)	DEMIO 323	08/98-07/03	01-53480-01 80DJ-10-271A 				61-53480-00 B31R-10-271 72,5 Ø MLS 		71-52686-00 B366-10-235 B 	12-52829-06 KL02-10-155 (16x) 	71-53636-00  B3C7-13-111  71-53653-00  B3C7-13-460 	10-52431-01 B6F4-10-427 +B6F4-10-428  70-31414-10 	81-53253-00  B3C7-10-602 36,5x50,5 A SL RD MVQ  81-53404-00  BP05-11-312 83x100 A SL LD MVQ  81-53228-00  B630-10-602 30x44 A SL RD NBR 
1,3	B3 ME	61 kW (83 PS)	DEMIO	01/96-10/02	01-53480-01 80DJ-10-271A 				61-53480-00 B31R-10-271 72,5 Ø MLS 		71-52686-00 B366-10-235 B 	12-52829-06 KL02-10-155 (16x) 	71-53636-00  B3C7-13-111  71-53653-00  B3C7-13-460 	10-52691-01  12/96  10-52431-01 B6F4-10-427 +B6F4-10-428  01/97→  70-31414-10 	81-53253-00  B3C7-10-602 36,5x50,5 A SL RD MVQ  81-53404-00  BP05-11-312 83x100 A SL LD MVQ  81-53228-00  B630-10-602 30x44 A SL RD NBR 

MAZDA															
Ltr.															
1,3 B3 (16V)	53 kW (72 PS)	323	01/01-05/04		01-53480-01 8DDJ-10-271A 	02-53480-01 			61-53480-00 B31R-10-271 72,5 Ø MLS 		71-52686-00 B366-10-235 B 	12-52829-06 B366-10-235 B KL02-10-155 (16x) 	71-53636-00  B3C7-13-111  71-53653-00  B3C7-13-460 	10-52431-01 B6F4-10-427 +B6F4-10-428  70-31414-10 	81-53253-00  B3C7-10-602 36,5x50,5 A SL RD MVQ  81-53404-00  BP05-11-312 83x100 A SL LD MVQ  81-53228-00  B630-10-602 30x44 A SL RD NBR 
1,3 B3C9	39-53 kW (53-72 PS)	121	11/90-03/96			02-52677-01 8CB6-10-235 			61-52677-00 B3F2-10-271A 72,9 Ø 		71-52686-00 B366-10-235 B 	12-52829-01 B660-10-155 (16x) 	71-53636-00  B3C7-13-111  71-53653-00  B3C7-13-460 	70-31414-10 	81-53253-00  B3C7-10-602 36,5x50,5 A SL RD MVQ  81-53404-00  BP05-11-312 83x100 A SL LD MVQ  81-53228-00  B630-10-602 30x44 A SL RD NBR 

MAZDA															
Ltr. 															
1,3 B32A	54 kW (73 PS)	323	10/96-09/98												
						02-52677-01 8CB6-10-235  12/96 			61-52677-00 B3F2-10-271A 72,9 Ø  12/96 		71-52686-00 B366-10-235 B 	12-52829-01 B660-10-155 (16x)  12/96 	71-53636-00  B3C7-13-111  71-53653-00  B3C7-13-460 	70-31414-10 	81-53253-00  B3C7-10-602 36,5x50,5 A SL RD MVQ  81-53404-00  BP05-11-312 83x100 A SL LD MVQ  81-53228-00  B630-10-602 30x44 A SL RD NBR 
1,3 B33L B34P B35J	46-53 kW (63-72 PS)	DEMIO	08/98			02-53475-01 			61-53490-00 B31R-10-271 72,5 Ø MLS 		71-52686-00 B366-10-235 B 	12-52829-06 KL02-10-155 (16x) 	71-53636-00  B3C7-13-111  71-53653-00  B3C7-13-460 	70-31414-10 	
1,3 B383	49-50 kW (67-68 PS)			01-52677-01 8CB6-10-271 	02-52677-01 8CB6-10-235 			61-52677-00 B3F2-10-271A 72,9 Ø 		71-52686-00 B366-10-235 B 	12-52829-01 B660-10-155 (16x) 	71-53636-00  B3C7-13-111  71-53653-00  B3C7-13-460 	10-52691-01  70-31414-10 	81-53253-00  B3C7-10-602 36,5x50,5 A SL RD MVQ  81-53404-00  BP05-11-312 83x100 A SL LD MVQ  81-53228-00  B630-10-602 30x44 A SL RD NBR 	

MAZDA

Ltr. 

1,3 E3

44-50 kW (60-68 PS)

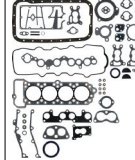
323

11/80-10/89

01-52265-05

8AB5-10-271

1 01/85→

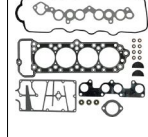


02-52265-04

E5A1-99-100 AHS

1 12/82→

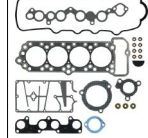
1 12/84



02-52265-05

8AB5-10-271 HS

1 01/85→



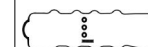
61-52265-20

E580-10-271 B

79 Ø




15-52259-01



12-52722-01


RF01-10-F155F (8x)


71-52418-00 

E5A1-13-111 A

1 12/82→

1 12/84


71-52419-00 

E563-13-111 A

1 01/85→

71-52264-00

E301-13-510A



71-52257-00


E301-23-099


81-53272-00 

0187-10-507B

40x55

A SL RD MVQ


81-53304-00 

0370-11-399

70x88

A SL LD MVQ



1,3 E3

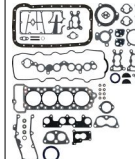
44-50 kW (60-68 PS)

323

08/85-04/90

01-52265-05

8AB5-10-271



02-52265-05

8AB5-10-271 HS



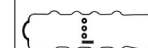
61-52265-20

E580-10-271 B

79 Ø





15-52259-01



12-52722-01

RF01-10-F155F (8x)


71-52419-00 

E563-13-111 A


71-52264-00

E301-13-510A



71-52257-00


E301-23-099


81-53272-00 

0187-10-507B

40x55

A SL RD MVQ


81-53304-00 

0370-11-399

70x88

A SL LD MVQ



1,3 JJA

37-44 kW (50-60 PS)

121

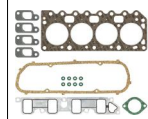

01/96

01-52265-05

8AB5-10-271



02-27435-02


08-13052-01 


08-34118-01



61-27435-00

1E03-10-271

75,5 Ø

1 mm



14-32012-01

1E03-10-135 (10x)



71-12963-10

1E03-10-235




12-28238-01

1E03-10-155 (8x)




70-28238-00

1E03-10-155


71-34109-00 

1E03-13-111B


71-34117-00 

1E03-13-460

4x


71-34118-00

1E03-10-431


10-13052-01 



71-34118-00

1E03-10-431


81-34122-00 

36,5x52,3









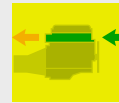


























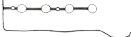

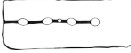










A SL PTFE ACM







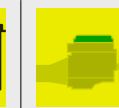

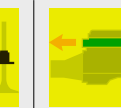







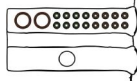














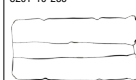






























































81-34123-00 









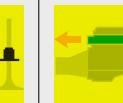





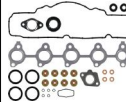



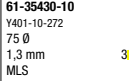
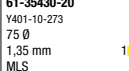
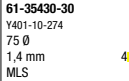
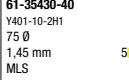


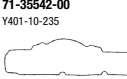















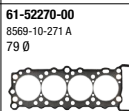



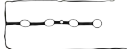












79,3x95,3








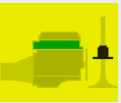
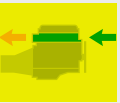






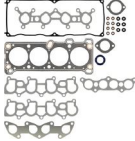
















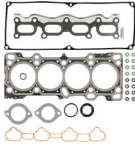















A SL LD FPM









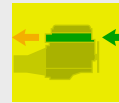
















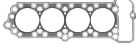
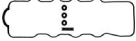




















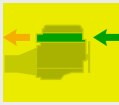






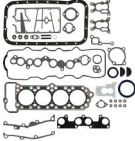



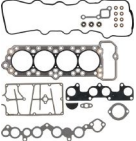

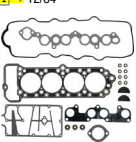


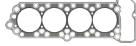
























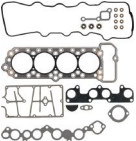


















MAZDA															
Ltr.															
1,3	ZJ-VE ZJ-VEM ZJ07 ZJ-46 ZJ46	55-67 kW (75-91 PS)	2	07/07-06/15	01-54225-02 8LB4-10-271B 				61-54225-00 ZJ01-10-271A 76 Ø MLS 	14-32374-01 ZJ01-10-135 (10X) 	71-54053-00 ZJ20-10-235 	12-35546-01 L807-10-155 (8x) +LF01-10-1F5 (8x) 	71-54049-00  4x Z6TM-13-111  71-54048-00  Z668-13-460A 	70-31414-10 	81-53277-00  FS01-10-602 42,5x54,5 A SL RD MVQ  81-53404-00  BP05-11-312 83x100 A SL LD MVQ 
1,3	ZJ07 ZJ30 ZJ32	62 kW (84 PS)	3	10/03-06/09	01-54225-01 8LD1-10-271  ⇒ 02/05  01-54225-02 8LB4-10-271B  03/05→ 				61-54225-00 ZJ01-10-271A 76 Ø MLS 	14-32374-01 ZJ01-10-135 (10X) 	71-54051-00 ZJ01-10-235  ⇒ 02/05  71-54053-00 ZJ20-10-235  03/05→ 	12-35546-01 L807-10-155 (8x) +LF01-10-1F5 (8x) 	71-54049-00  4x Z6TM-13-111  71-54048-00  Z668-13-460A 	70-31414-10 	81-53277-00  FS01-10-602 42,5x54,5 A SL RD MVQ  81-53404-00  BP05-11-312 83x100 A SL LD MVQ 









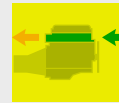





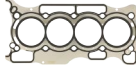

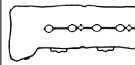


















































MAZDA															
Ltr.															
1,3	1E05(DHA) 1E05(DHB) 1E05(DHF) 1E06(DHA) 1E06(DHB) 1E06(DHF)	55 kW (75 PS)				<p>02-33846-01 </p> <p>1E05-10-271A 73 Ø 1,25 mm MLS  ⇒ 11/99</p>  <p>02-31865-02  12/99→</p> 	<p>08-33847-01  ⇒ 11/99</p>  <p>08-35006-01  12/99→</p> 		<p>61-31010-00 1E05-10-271A 73 Ø 1,25 mm MLS  ⇒ 05/98</p>  <p>61-31865-00 1E05-10-271C 73 Ø 0,5 mm MLS  06/98→</p> 	<p>14-32358-01 C605-10-135</p> 	<p>71-33846-00 </p>  <p>71-38086-00 </p> <p>C201-10-235</p> 	<p>12-33876-01 C201-10-155 (8x) +C201-10-1F5 (8x)</p> 	<p>71-33877-00   2x</p> <p>1E05-13-111A  ⇒ 11/99</p>  <p>71-34083-00   4x</p> <p>C201-13-111  12/99→</p>  <p>71-33878-00 </p> 	<p>71-33847-00</p> <p>1E05-10-431  ⇒ 11/99</p>  <p>70-31414-10  12/99→</p> 	<p>81-33869-00  </p> <p>C201-10-602 33x47 A SL RD FPM</p>  <p>81-33872-00  </p> <p> ⇒ 11/99</p>  <p>81-90011-00  </p> <p>C201-11-311 PTFE  12/99→</p>  <p>81-33871-00   2x</p> <p>C201-10-231 38x52 A SL RD FPM</p> 
1,4	FXJA	59 kW (80 PS)	2	04/03-06/07		<p>02-36400-02</p> 	<p>08-36796-01</p> 		<p>61-36400-00 C401-10-271 77 Ø MLS</p> 	<p>14-32358-01 C605-10-135</p> 	<p>71-33846-00 </p>  <p>71-38086-00 </p> <p>C201-10-235</p> 	<p>12-33876-01 C201-10-155 (8x) +C201-10-1F5 (8x)</p> 	<p>71-35533-00   4x</p> <p>C201-13-111</p>  <p>71-35489-00 </p> <p>C601-13-460  ⇒ 10/03</p>  <p>71-36553-00 </p> <p>C201-13-460  11/03→</p> 	<p>70-31414-10</p> 	<p>81-33869-00  </p> <p>C201-10-602 33x47 A SL RD FPM</p>  <p>81-90011-00  </p> <p>C201-11-311 PTFE</p>  <p>81-33871-00   2x</p> <p>C201-10-231 38x52 A SL RD FPM</p> 
1,4	F1F6	55 kW (75 PS)	121	07/98-12/01					<p>61-27335-20 80 Ø 1,75 mm</p> 		<p>71-13031-10</p> 	<p>70-31056-00</p> 		<p>71-26979-00</p> 	









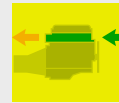








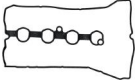















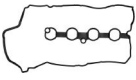












MAZDA															
Ltr. 															
1,4 F6JA F6JB Y404	50 kW (68 PS)	2	04/03-06/15					 61-35430-00 Y401-10-271 75 Ø 1,25 mm MLS  61-35430-10 Y401-10-272 75 Ø 1,3 mm MLS  61-35430-20 Y401-10-273 75 Ø 1,35 mm MLS  61-35430-30 Y401-10-274 75 Ø 1,4 mm MLS  61-35430-40 Y401-10-2H1 75 Ø 1,45 mm MLS	 14-32206-01 Y601-10-135A (10x)	 15-35542-01 Y401-10-235 +Y401-13-113 (4x) +Y401-10-219 (2x)  71-35542-00 Y401-10-235	 12-35548-01 Y401-10-155 (8x)  70-35548-00 Y401-10-155	 40-76246-00  Y401-13-113  71-35487-00  Y401-13-460	4x  70-31414-10	 81-35554-00  Y401-10-602 40x55 A SL RD PTFE ACM  81-35553-00  Y401-11-312 85x105 A SL LD PTFE ACM  81-35552-00  Y401-12-602 27x47 A SL RD PTFE ACM  81-35551-00  Y401-13-460	
1,4 U UC	51 kW (69 PS)	323	05/78-08/82					 61-52270-00 8569-10-271 A 79 Ø							
1,4 ZJ46	55-63 kW (75-86 PS)	2	10/07-06/15	 01-54225-02 8LB4-10-271B				 61-54225-00 ZJ01-10-271A 76 Ø MLS	 14-32374-01 ZJ01-10-135 (10X)	 71-54053-00 ZJ20-10-235	 12-35546-01 L807-10-155 (8x) +LF01-10-1F5 (8x)	 71-54049-00  Z6TM-13-111  71-54048-00  Z668-13-460A	4x  70-31414-10	 81-53277-00  FS01-10-602 42,5x54,5 A SL RD MVQ  81-53404-00  BP05-11-312 83x100 A SL LD MVQ  81-53403-00  A SL LD MVQ	









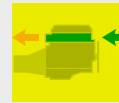








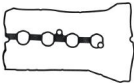












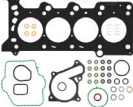















MAZDA																
Ltr.																
1,5	B5 B50 B53	54-55 kW (73-75 PS)	323	05/86-09/91	01-52422-03 8ABS-10-271 	02-52422-03 				61-52422-00 B621-10-271 A 80 Ø 		71-52416-00 B630-10-235 	12-54023-01 B630-10-155 (8x)  70-54023-00 B630-10-155 	71-52683-00  B501-13-111  71-52424-00  B630-13-460 A  8x	71-52417-00 B630-10-431 A 	81-53228-00  B630-10-602 30x44 A SL RD NBR  81-53404-00  BP05-11-312 83x100 A SL LD MVQ  81-53228-00  B630-10-602 30x44 A SL RD NBR 
1,5	B5	55 kW (75 PS)	DEMIO	04/00-07/03	01-53445-01 8HBW-10-271 	02-53445-01 				61-53445-00 B5C7-10-271 79,5 Ø MLS 		71-52686-00 B366-10-235 B 	12-52829-06 KL02-10-155 (16x)  70-54282-00 KL02-10-155 	71-53519-00  B34M-13-111  71-53653-00  B3C7-13-460  16x	10-52431-01 B6F4-10-427 +B6F4-10-428 	81-53253-00  B3C7-10-602 36,5x50,5 A SL RD MVQ  81-53404-00  BP05-11-312 83x100 A SL LD MVQ  81-53228-00  B630-10-602 30x44 A SL RD NBR 









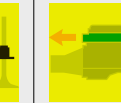






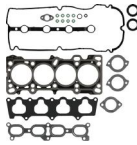































MAZDA																
Ltr.																
1,5	B5M	67 kW (91 PS)								61-53445-00 B5C7-10-271 79,5 Ø MLS 		71-52686-00 B366-10-235 B 	12-52829-06 KL02-10-155 (16x)  70-54282-00 KL02-10-155  16x			81-53253-00  B3C7-10-602 36,5x50,5 A SL RD MVQ  81-53404-00  BP05-11-312 83x100 A SL LD MVQ  81-53228-00  B630-10-602 30x44 A SL RD NBR 
1,5	E5 E5E2 E5E3	47-85 kW (64-115 PS)	E Kasten 323	07/84-05/89		02-52265-06 84B3-10-271 HS 				61-52265-10 ES07-10-271 79 Ø 		15-52259-01 	12-52722-01 RF01-10-F155F (8x) 	71-52418-00  ESA1-13-111 A  71-52421-00  E5B6-13-510 A 	71-52257-00 E301-23-099 	81-53272-00  0187-10-507B 40x55 A SL RD MVQ  81-53304-00  0370-11-399 70x88 A SL LD MVQ 









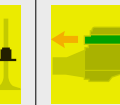






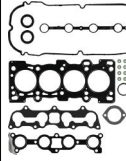

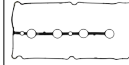














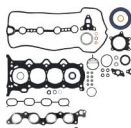
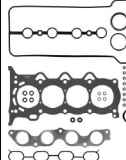




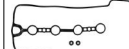
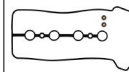






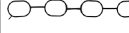



























MAZDA															
Ltr.															
1,5	E5	53-65 kW (72-88 PS)	323	11/80-12/85	01-52265-01 E580-99-100 D  ⇒ 11/82  01-52265-04 ESA1-99-100 A  12/82→ 	02-52265-02 E580-99-101  ⇒ 11/82  02-52265-04 ESA1-99-100 AHS  12/82→ 			61-52265-20 E580-10-271 B 79 0  ⇒ 12/84 61-52265-10 E507-10-271 79 0  01/85→ 		15-52259-01 	12-52722-01 RF01-10-F155F (8x) 	71-52258-00  E331-40-581 B  ⇒ 11/82  71-52418-00  ESA1-13-111 A  12/82→  71-52264-00  E301-13-510A  ⇒ 12/84  71-52421-00  E586-13-510 A  01/85→ 	71-52257-00 E301-23-099 	81-53272-00  0187-10-507B 40x55 A SL RD MVQ  81-53304-00  0370-11-399 70x88 A SL LD MVQ 
1,5	E5	63 kW (86 PS)	323	11/80-12/83	01-52265-01 E580-99-100 D  ⇒ 11/82  01-52265-04 ESA1-99-100 A  12/82→ 	02-52265-02 E580-99-101  ⇒ 11/82  02-52265-04 ESA1-99-100 AHS  12/82→ 			61-52265-20 E580-10-271 B 79 0 		15-52259-01 	12-52722-01 RF01-10-F155F (8x) 	71-52258-00  E331-40-581 B  ⇒ 11/82  71-52418-00  ESA1-13-111 A  12/82→  71-52264-00  E301-13-510A 	71-52257-00 E301-23-099 	81-53272-00  0187-10-507B 40x55 A SL RD MVQ  81-53304-00  0370-11-399 70x88 A SL LD MVQ 








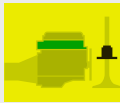
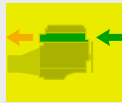






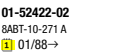

















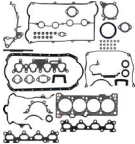
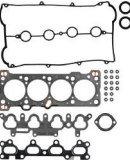


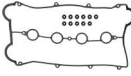












MAZDA															
Ltr.															
1,5	HR15DE	82 kW (111 PS)	FAMILIA VAN	01/07-05/18					 61-37855-00 78,5 Ø MLS	 14-17517-02	 71-40612-00	 12-40616-01 16x	 71-11415-00  4x 71-40609-00 	 70-31414-10	 81-10451-00  42x52 A SL FPM  81-54111-00  84,2x117,2 A SL LD FPM 
1,5	P5-VPR P5Z1	96 kW (131 PS)	MX-5	06/15	 01-10177-01 8LN7-10-271				 61-10177-00 P51B-10-271 76 Ø MLS	 14-12063-01 P301-10-135 (10x)	 71-12120-00 P51B-10-235	 12-10138-01 PE01-10-155 (8X) +PE01-10-1F5 (8X)  70-10138-00 PE01-10-155 8x  70-10139-00 PE01-10-1F5 8x	 71-12115-00  4x P301-13-111  71-12067-00  P540-13-460	 70-31414-10	 81-10380-00  PE01-10-602 43x56 A SL RD FPM  81-10381-00  PE01-11-312 82x98 A SL LD FPM 
1,5	P5-VPS P5Y4 P5Y5 P5Y6 P5Y8	55-88 kW (75-120 PS)	CX-3 2 3	09/13	 01-10176-01  8LAD-10-271  01-10176-02  				 61-10176-00 P501-10-271A 76 Ø MLS	 14-12063-01 P301-10-135 (10x)	 71-12122-00  P301-10-235  71-12253-00 P51R-10-235	 12-10138-01 PE01-10-155 (8X) +PE01-10-1F5 (8X)  70-10138-00 PE01-10-155 8x  70-10139-00 PE01-10-1F5 8x	 71-12115-00  4x P301-13-111  71-12064-00  P302-13-460	 70-31414-10	 81-10380-00  PE01-10-602 43x56 A SL RD FPM  81-10381-00  PE01-11-312 82x98 A SL LD FPM 









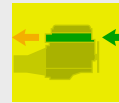





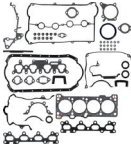
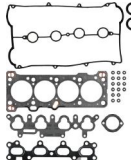


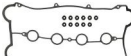
















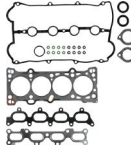


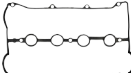










MAZDA															
Ltr. 															
1,5	P5XB P5XC P5X0 P5X2 P5X4 P5X5 P5X8 P5X9 P5ZE P5Z2 P5Z3 P5Z7 P5Z8 P5Z9	55-88 kW (75-120 PS)	2 3	09/13	01-10176-03 8P51-10-271A 				61-10176-00 P501-10-271A 76 Ø MLS 	14-12063-01 P301-10-135 (10x) 	71-12122-00 P301-10-235 	12-10138-01 PE01-10-155 (8X) +PE01-10-1F5 (8X)  70-10138-00 PE01-10-155 8x  70-10139-00 PE01-10-1F5 8x 	71-12115-00  4x P301-13-111  71-12064-00  P302-13-460 	70-31414-10 	81-10380-00  PE01-10-602 43x56 A SL RD FPM  81-10381-00  PE01-11-312 82x98 A SL LD FPM 
1,5	P5X1	97 kW (132 PS)	MX-5	05/18	01-10177-02 8P52-10-271 				61-10177-00 P51B-10-271 76 Ø MLS 	14-12063-01 P301-10-135 (10x) 	71-12120-00 P51B-10-235 	12-10138-01 PE01-10-155 (8X) +PE01-10-1F5 (8X)  70-10138-00 PE01-10-155 8x  70-10139-00 PE01-10-1F5 8x 	71-12115-00  4x P301-13-111  71-12067-00  P540-13-460 	70-31414-10 	81-10380-00  PE01-10-602 43x56 A SL RD FPM  81-10381-00  PE01-11-312 82x98 A SL LD FPM 









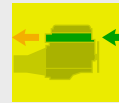























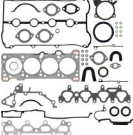
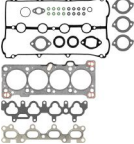


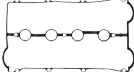













MAZDA															
Ltr.															
1,5	P5Y1	74-88 kW (100-120 PS)	3	09/13-05/19	01-10176-01 8LAD-10-271 				61-10176-00 P501-10-271A 76 Ø MLS 	14-12063-01 P301-10-135 (10x) 	71-12122-00 P301-10-235 	12-10138-01 PE01-10-155 (8X) +PE01-10-1F5 (8X)  70-10138-00 PE01-10-155 8x  70-10139-00 PE01-10-1F5 8x 	71-12115-00  P301-13-111  71-12064-00  P302-13-460 	70-31414-10 	81-10380-00  PE01-10-602 43x56 A SL RD FPM  81-10381-00  PE01-11-312 82x98 A SL LD FPM 
1,5	S5-DPTR S5-DPTS S5Y2 S5Y5 S5Y6 S5Y7 S5Y8 S5Y9	77 kW (105 PS)	CX-3 2 D 3 D	08/14	01-10174-01 8LDA-10-271 				61-10174-00 S550-10-271 77,5 Ø MLS 	14-12062-01 S550-10-135 (10x) 	71-12119-00 S550-10-235 	12-10162-02 SH01-10-155 (8X) +SH09-10-1F5 (8X)  70-10162-00 SH01-10-155 8x  70-12117-00 SH09-10-1F5 8x 	71-12107-00  S550-13-111  71-12068-00  S550-13-460A 	70-31414-10 	81-10473-00  S550-10-602 45x56 A SL RD FPM  81-10474-00  S550-11-312B 88x105 A SL LD FPM 


















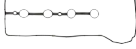






















MAZDA															
Ltr.															
1,5	ZL05 ZL06	65-80 kW (88-109 PS)	FESTIVA 323	05/98-05/04	01-53450-01 8HBN-10-271 	02-53450-01 			61-53450-00 ZL01-10-271A 79,5 Ø 0,3 mm MLS 		71-53521-00 ZL01-10-235 	12-52829-04 KL02-10-155 (8x) +KL01-10-155 (8x) 	71-53523-00  ZL01-13-111  71-53522-00  ZL01-13-460 	10-52431-01 B6F4-10-427 +B6F4-10-428  70-31414-10 	81-53253-00  B3C7-10-602 36,5x50,5 A SL RD MVQ  81-53404-00  BP05-11-312 83x100 A SL LD MVQ  81-53243-00  F801-10-602 34x48 A SL RD MVQ 
1,5	ZY-DE ZY-VE ZY05 ZY66 ZY84	75-84 kW (102-114 PS)	VERISA 2 3	02/03-06/15	01-54045-02 8LBU-10-271 				61-54045-00 ZY01-10-271A 80 Ø MLS 	14-32374-01 ZJ01-10-135 (10X) 	71-54053-00 ZJ20-10-235 	12-35546-01 L807-10-155 (8x) +LF01-10-1F5 (8x)  70-35544-00 LF01-10-1F5  70-35546-00 L807-10-155 	71-54049-00  Z6TM-13-111  71-54048-00  Z668-13-460A 	70-31414-10 	81-53277-00  FS01-10-602 42,5x54,5 A SL RD MVQ  81-53404-00  BP05-11-312 83x100 A SL LD MVQ 









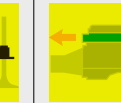







































MAZDA															
Ltr.															
1,5	Z5-DE	65-66 kW (88-90 PS)	323	05/94-12/98	01-52925-01 8EBC-10-271 	02-52925-01 			61-52925-00 Z501-10-271 76,5 Ø MLS 		71-52887-00 Z505-10-235A 	12-53539-01 Z501-10-155 (8X) +Z501-10-1F5 (8X) 	71-52881-00  Z501-13-111  71-52891-00  Z501-13-460 	70-31414-10  71-52867-00 	81-53253-00  B3C7-10-602 36,5x50,5 A SL RD MVQ  81-53404-00  BP05-11-312 83x100 A SL LD MVQ  81-53243-00  F801-10-602 34x48 A SL RD MVQ 
1,5	1NZ-FE	76-80 kW (103-109 PS)	FAMILIA VAN	06/18	01-53135-01  01-53135-04 	02-53135-01  02-53135-05 			61-53135-10 75,5 Ø 0,5 mm MLS 	14-55033-01 	15-17260-01   15-53088-01 	12-53093-01  70-53093-00  ES  70-54062-00  AS 	71-53089-00   71-17261-00    71-53091-00  	70-31414-10  81-53218-00  25,5x37,5 A SL RD NBR  81-53313-00  75x107 A SL LD MVQ 	
1,6	B6 B67J B67K B67L	65-66 kW (88-90 PS)	MX-3 323	08/89-09/00	01-53485-01 8CBY-10-271 	02-53485-01 8CBY-10-235 			61-53485-00 B64D-10-271A 79,5 Ø 1,3 mm 		71-52686-00 B366-10-235 B 	12-52829-01 B660-10-155 (16x) 	71-53636-00  B3C7-13-111  71-53653-00  B3C7-13-460 	10-52431-01 B6F4-10-427 +B6F4-10-428  70-31414-10 	81-53253-00  B3C7-10-602 36,5x50,5 A SL RD MVQ  81-53404-00  BP05-11-312 83x100 A SL LD MVQ  81-53228-00  B630-10-602 30x44 A SL RD NBR 









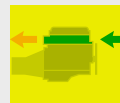






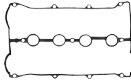





































MAZDA															
Ltr.															
1,6	B6 (SOHC) B65L B68	54-77 kW (73-105 PS)	323	08/85	01-52422-01 8AB7-10-271   01-52422-02 8ABT-10-271 A 	02-52422-01 8AB1-10-235 			61-52422-00 B621-10-271 A 80 Ø 		71-52416-00 B630-10-235 	12-54023-01 B630-10-155 (8x)  70-54023-00 B630-10-155 	71-52423-00  B630-13-111  71-52424-00  B630-13-460 A 	71-52417-00 B630-10-431 A 	81-53228-00  B630-10-602 30x44 A SL RD NBR  81-53404-00  BP05-11-312 83x100 A SL LD MVQ  81-53228-00  B630-10-602 30x44 A SL RD NBR 
1,6	B6 Turbo	103 kW (140 PS)	323	10/85-08/93	01-52425-06 8AB0-10-271 	02-52425-02 8AB3-10-235 			61-52425-00 B6F4-10-271 B 79,5 Ø 	14-55074-01 B660-10-135A (10x) 	15-52432-01 B660-10-235A 	12-52829-01 B660-10-155 (16x) 	71-52429-00  BJ01-13-111 	10-52431-01 B6F4-10-427 + B6F4-10-428  71-52417-00 B630-10-431 A  70-31414-10 	81-53228-00  B630-10-602 30x44 A SL RD NBR  81-53404-00  BP05-11-312 83x100 A SL LD MVQ  81-53243-00  F801-10-602 34x48 A SL RD MVQ 





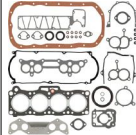





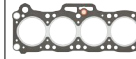



















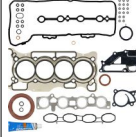
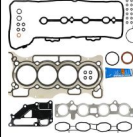
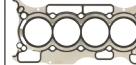

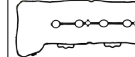

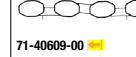








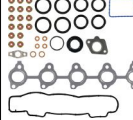
































MAZDA															
Ltr. 															
1,6 B6 Turbo	103 kW (140 PS)	323	10/87-11/91		01-52425-06 8ABD-10-271	02-52425-02 8AB3-10-235			61-52425-00 B6F4-10-271 B 79,5 Ø	14-55074-01 B660-10-135A (10x)	15-52432-01 B660-10-235A	12-52829-01 B660-10-155 (16x)	71-52429-00  BJ01-13-111	10-52431-01 B6F4-10-427 +B6F4-10-428	81-53228-00  B630-10-602 30x44 A SL RD NBR
														 70-31414-10 	 81-53404-00  BP05-11-312 83x100 A SL LD MVQ
															 81-53243-00  F801-10-602 34x48 A SL RD MVQ
															 2x
1,6 B6DA B6DE D6DK	79-85 kW (107-116 PS)	MX-3 323	11/93-09/98		01-53440-02 8DC3-10-271	02-53440-02			61-53440-00 B6DC-10-271 79,5 Ø	14-55074-01 B660-10-135A (10x)	71-52886-00 B6S7-10-235A	12-52829-04 KL02-10-155 (8x) +KL01-10-155 (8x)	71-53518-00  B69F-13-111	10-52431-01 B6F4-10-427 +B6F4-10-428	81-53253-00  B3C7-10-602 36,5x50,5 A SL RD MVQ
													 71-53402-00  B6S7-13-460	 70-31414-10 	 81-53404-00  BP05-11-312 83x100 A SL LD MVQ
															 81-53243-00  F801-10-602 34x48 A SL RD MVQ
															 2x









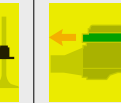




























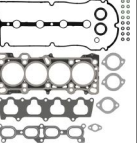

















MAZDA															
Ltr.															
1,6	B6E	62-63 kW (84-86 PS)	323	09/86-10/95	01-52682-01 BCB1-10-271 	02-52682-01 8AB4-10-235 			61-52682-00 B61L-10-271 79,8 Ø 	14-55074-01 B660-10-135A (10x) 	71-52686-00 B366-10-235 B 	12-54023-01 B630-10-155 (8x)  70-54023-00 B630-10-155  8x	71-52679-00  B61K-13-111  71-53927-00  B61K-13-460 A 	70-31414-10 	81-53253-00  B3C7-10-602 36,5x50,5 A SL RD MVQ  81-53404-00  BP05-11-312 83x100 A SL LD MVQ  81-53228-00  B630-10-602 30x44 A SL RD NBR 
1,6	B6MC B6MU B64F 8AN1	66-85 kW (90-115 PS)	MX-5	05/90-10/05	01-52425-04 8DN1-10-271 	02-52425-04 			61-52425-00 B6F4-10-271 B 79,5 Ø 	14-55074-01 B660-10-135A (10x) 	71-53513-00 B61P-10-235B 	12-52829-04 KL02-10-155 (8x) +KL01-10-155 (8x) 	71-53512-00  B61-P13-111  71-52427-00  B695-13-460 	10-52431-01 B6F4-10-427 +B6F4-10-428  70-31414-10 	81-53253-00  B3C7-10-602 36,5x50,5 A SL RD MVQ  81-53404-00  BP05-11-312 83x100 A SL LD MVQ  81-53243-00  F801-10-602 34x48 A SL RD MVQ  2x









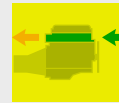







































MAZDA															
Ltr.															
1,6	B6ZE	77-88 kW (104-120 PS)			<p>01-54045-01 8LB9-10-271 1 ⇒ 02/05</p>  <p>01-54045-02 8LBU-10-271 1 ⇒ 03/05 →</p> 			<p>61-54045-00 ZY01-10-271A 80 Ø MLS</p> 		<p>71-54051-00 ZJ01-10-235 1 ⇒ 02/05</p>  <p>71-54053-00 ZJ20-10-235 1 ⇒ 03/05 →</p> 	<p>12-35546-01 L807-10-155 (8x) +LF01-10-1F5 (8x)</p>  <p>70-35544-00 LF01-10-1F5</p>  <p>70-35546-00 L807-10-155</p> 	<p>71-54049-00 1 ⇒ 4x Z6TM-13-111</p>  <p>71-54048-00 Z668-13-460A</p> 	<p>70-31414-10</p> 	<p>81-53277-00 1 ⇒ FS01-10-602 42,5x54,5 A SL RD MVQ</p>  <p>81-53404-00 1 ⇒ BP05-11-312 83x100 A SL LD MVQ</p> 	
1,6	B65M	63 kW (86 PS)	323	09/86-10/95	<p>01-52422-01 8AB7-10-271 1 ⇒ 12/87</p>  <p>01-52422-02 8ABT-10-271 A</p> 	<p>02-52422-01 8AB1-10-235</p> 		<p>61-52422-00 B621-10-271 A 80 Ø</p> 		<p>71-52416-00 B630-10-235</p> 	<p>12-54023-01 B630-10-155 (8x)</p>  <p>70-54023-00 B630-10-155</p> 	<p>71-52423-00 1 ⇒ B630-13-111</p>  <p>71-52424-00 B630-13-460 A</p> 	<p>71-52417-00 B630-10-431 A</p> 	<p>81-53228-00 1 ⇒ B630-10-602 30x44 A SL RD NBR</p>  <p>81-53404-00 1 ⇒ BP05-11-312 83x100 A SL LD MVQ</p>  <p>81-53228-00 N ⇒ B630-10-602 30x44 A SL RD NBR</p> 	









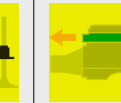



























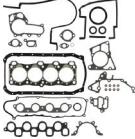









MAZDA															
Ltr.															
1,6	B65M	63 kW (86 PS)	323	05/90-10/95	01-52422-02 8ABT-10-271 A 	02-52422-01 8AB1-10-235 			61-52422-00 B621-10-271 A 80 Ø 		71-52416-00 B630-10-235 	12-54023-01 B630-10-155 (8x)  70-54023-00 B630-10-155 	71-52423-00  B630-13-111  71-52424-00  B630-13-460 A 	71-52417-00 B630-10-431 A 	81-53228-00  B630-10-602 30x44 A SL RD NBR  81-53404-00  BP05-11-312 83x100 A SL LD MVQ  81-53228-00  B630-10-602 30x44 A SL RD NBR 
1,6	B68	54 kW (73 PS)	323	06/86-03/87	01-52422-01 8AB7-10-271 	02-52422-01 8AB1-10-235 			61-52422-00 B621-10-271 A 80 Ø 		71-52416-00 B630-10-235 	12-54023-01 B630-10-155 (8x)  70-54023-00 B630-10-155 	71-52423-00  B630-13-111  71-52424-00  B630-13-460 A 	71-52417-00 B630-10-431 A 	81-53228-00  B630-10-602 30x44 A SL RD NBR  81-53404-00  BP05-11-312 83x100 A SL LD MVQ  81-53228-00  B630-10-602 30x44 A SL RD NBR 









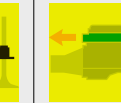






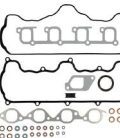


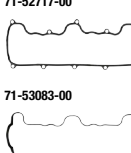
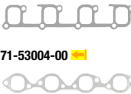






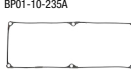

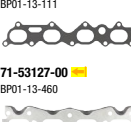
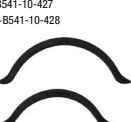

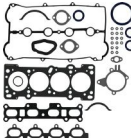
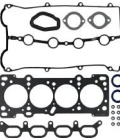
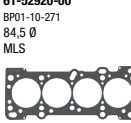

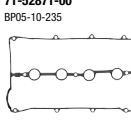

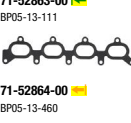
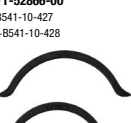

MAZDA														
Ltr. 														
1,6 B69N	83 kW (113 PS)	XEDOS	01/92-03/94						14-55074-01 B660-10-135A (10x) 	71-52886-00 B6S7-10-235A 	12-52829-04 KL02-10-155 (8x) +KL01-10-155 (8x) 	71-53518-00  B69F-13-111  71-53402-00  B6S7-13-460 	10-52431-01 B6F4-10-427 +B6F4-10-428  70-31414-10 	81-53253-00  B3C7-10-602 36,5x50,5 A SL RD MVQ  81-53404-00  BP05-11-312 83x100 A SL LD MVQ  81-53243-00  F801-10-602 34x48 A SL RD MVQ 
1,6 FYJA	74 kW (100-101 PS)	DEMIO 2	02/03-06/07	02-36405-02  02-35930-02 	08-36796-01 		61-36405-00 C601-10-271A 80 Ø MLS  61-35930-00 C601-10-271B 80 Ø MLS 	14-32358-01 C605-10-135 	71-33846-00   71-38086-00  C201-10-235 	12-33876-01 C201-10-155 (8x) +C201-10-1F5 (8x) 	71-35533-00  C201-13-111  71-35489-00  C601-13-460  71-36553-00  C201-13-460 	70-31414-10 	81-33869-00  C201-10-602 33x47 A SL RD FPM  81-90011-00  C201-11-311 PTFE  81-33871-00  C201-10-231 38x52 A SL RD FPM 	









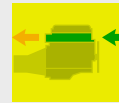








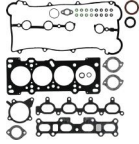


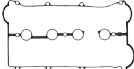



















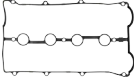













MAZDA															
<div>Ltr.</div> <div></div> <div>1,6 F6</div> <div>59-60 kW (80-82 PS)</div> <div><div></div><div>B-SERIE</div><div>626</div></div> <div><div></div><div>1</div><div>11/82-03/96</div></div>					<div></div> <div>01-52267-01</div> <div>F601-99-100</div> <div></div>	<div></div> <div>02-52267-01</div> <div>F601-99-101</div> <div></div>	<div></div>	<div></div>	<div></div> <div>61-52267-00</div> <div>F601-10-271 D</div> <div>83 Ø</div> <div></div>	<div></div>	<div></div> <div>71-52269-10</div> <div>F801-10-235 D</div> <div></div>	<div></div> <div>12-52722-01</div> <div>RF01-10-F155F (8x)</div> <div></div>	<div></div> <div>71-52447-00 </div> <div>F801-13-111 A</div> <div></div> <div>71-52444-00 </div> <div>F801-13-460 A</div> <div></div>	<div></div> <div>71-52023-00</div> <div>0221-10-431</div> <div></div>	<div></div> <div>81-53243-00 </div> <div>F801-10-602</div> <div>34x48</div> <div>A SL RD MVQ</div> <div></div> <div>81-53341-10 </div> <div>F285-11-399</div> <div>90x110</div> <div>A SL LD FPM</div> <div></div> <div>81-53243-00 </div> <div>F801-10-602</div> <div>34x48</div> <div>A SL RD MVQ</div> <div></div>
<div>1,6 HR16DE</div> <div>80 kW (109 PS)</div> <div>FAMILIA</div> <div>01/07-05/18</div>					<div></div> <div>01-37855-01</div>	<div></div> <div>02-37855-01</div>			<div></div> <div>61-37855-00</div> <div>78,5 Ø</div> <div>MLS</div>	<div></div> <div>14-17517-02</div>	<div></div> <div>71-40612-00</div>	<div></div> <div>12-40616-01</div>	<div></div> <div>71-40611-00 </div> <div>71-40609-00 </div> <div></div>	<div></div> <div>70-31414-10</div>	<div></div> <div>81-53592-00 </div> <div>13510-ED000</div> <div>40x52</div> <div>SL RD FPM</div> <div>81-54111-00 </div> <div>84,2x117,2</div> <div>A SL LD FPM</div> <div></div>
<div>1,6 Y406</div> <div>66-80 kW (90-109 PS)</div> <div>2</div> <div>3</div> <div>3 CD</div> <div>3 DI TURBO</div> <div>06/04-06/15</div>						<div></div> <div>02-36567-01</div>	<div></div> <div>08-36869-01</div>	<div></div> <div>04-10043-01 </div>	<div></div> <div>61-36265-00</div> <div>Y601-10-271</div> <div>76 Ø</div> <div>1,25 mm</div> <div>MLS</div> <div></div> <div>61-36265-10</div> <div>Y601-10-272</div> <div>76 Ø</div> <div>1,3 mm</div> <div>MLS</div> <div></div> <div>61-36265-20</div> <div>Y601-10-273</div> <div>76 Ø</div> <div>1,35 mm</div> <div>MLS</div> <div></div> <div>61-36265-30</div> <div>Y601-10-274</div> <div>76 Ø</div> <div>1,4 mm</div> <div>MLS</div> <div></div> <div>61-36265-40</div> <div>Y601-10-2H1</div> <div>76 Ø</div> <div>1,45 mm</div> <div>MLS</div> <div></div>	<div></div> <div>14-32206-01</div> <div>Y601-10-135A (10x)</div>	<div></div> <div>71-36567-00</div> <div>Y601-10-235</div>	<div></div> <div>12-36587-01</div> <div>Y601-10-155 (16x)</div> <div></div> <div>70-36587-00</div> <div>Y601-10-155</div> <div>16x</div>	<div></div> <div>11-11022-01 </div> <div></div> <div></div> <div></div> <div></div> <div></div> <div></div> <div>40-76240-00 </div> <div>Y601-10-238</div> <div>4x</div> <div>40-76919-00 </div> <div>Y601-13-113</div> <div>4x</div> <div>71-35487-00 </div> <div>Y401-13-460</div> <div></div>	<div></div> <div>70-31414-10</div>	<div></div> <div>81-35554-00 </div> <div>Y401-10-602</div> <div>40x55</div> <div>A SL RD PTFE ACM</div> <div>81-35553-00 </div> <div>Y401-11-312</div> <div>85x105</div> <div>A SL LD PTFE ACM</div> <div></div> <div>81-35552-00 </div> <div>Y401-12-602</div> <div>27x47</div> <div>A SL RD PTFE ACM</div> <div></div>

MAZDA															
Ltr.															
1,6	Y6Y1 Y650 Y655 Y661	70-85 kW (95-116 PS)	2 3 5	07/10		02-40903-01 	08-42514-01 	04-10340-01  	61-37940-00 Y650-10-271 A 75,7 Ø 1,25 mm MLS  61-37940-10 Y650-10-272 B 75,7 Ø 1,3 mm MLS  61-37940-20 Y650-10-273 B 75,7 Ø 1,35 mm MLS  61-37940-30 Y650-10-274 B 75,7 Ø 1,4 mm MLS  61-37940-40 Y650-10-2H1 B 75,7 Ø 1,45 mm MLS  	14-32206-01 Y601-10-135A (10x) 	71-40903-00 Y650-10-235 	12-35548-01 Y401-10-155 (8x)  70-35548-00 Y401-10-155  8x	71-38503-00  Y650-13-460 	70-31414-10 	81-35554-00  Y401-10-602 40x55 A SL RD PTFE ACM  81-35553-00  Y401-11-312 85x105 A SL LD PTFE ACM  81-35552-00  Y401-12-602 27x47 A SL RD PTFE ACM 
1,6	ZM	70-78 kW (95-106 PS)	323	09/98-05/04	01-53450-02 8LB2-10-271A 	02-53450-02 			61-53450-00 ZL01-10-271A 79,5 Ø 0,3 mm MLS 		71-53521-00 ZL01-10-235 	12-52829-04 KL02-10-155 (8x) +KL01-10-155 (8x) 	71-53523-00  ZL01-13-111  71-53522-00  ZL01-13-460 	10-52431-01 B6F4-10-427 +B6F4-10-428  70-31414-10 	81-53253-00  B3C7-10-602 36,5x50,5 A SL RD MVQ  81-53404-00  BP05-11-312 83x100 A SL LD MVQ  81-59000-00  B366-11-310C  81-53243-00  F801-10-602 34x48 A SL RD MVQ 









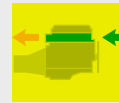









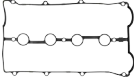

















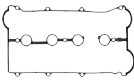
















MAZDA															
Ltr.															
1,6	Z6 Z6Y1 Z6Y3 Z668 Z682 Z683	77-85 kW (105-116 PS)	3	01/07-05/19	01-54045-02 8LBU-10-271 				61-54045-00 ZY01-10-271A 80 Ø MLS 	14-32374-01 ZJ01-10-135 (10X) 	71-54053-00 ZJ20-10-235 	12-35546-01 L807-10-155 (8x) +LF01-10-1F5 (8x)  70-35544-00 LF01-10-1F5 8x  70-35546-00 L807-10-155 8x 	71-54049-00  4x Z6TM-13-111  71-54048-00  Z668-13-460A 	70-31414-10 	81-53277-00  FS01-10-602 42,5x54,5 A SL RD MVQ  81-53404-00  BP05-11-312 83x100 A SL LD MVQ 
1,6	Z601 Z627	77 kW (105 PS)	3	10/03-06/09	01-54045-01 8LB9-10-271  01-54045-02 8LBU-10-271 				61-54045-00 ZY01-10-271A 80 Ø MLS 	14-32374-01 ZJ01-10-135 (10X) 	71-54051-00 ZJ01-10-235  71-54053-00 ZJ20-10-235 	12-35546-01 L807-10-155 (8x) +LF01-10-1F5 (8x)  70-35544-00 LF01-10-1F5 8x  70-35546-00 L807-10-155 8x 	71-54049-00  4x Z6TM-13-111  71-54048-00  Z668-13-460A 	70-31414-10 	81-53277-00  FS01-10-602 42,5x54,5 A SL RD MVQ  81-53404-00  BP05-11-312 83x100 A SL LD MVQ 








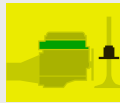






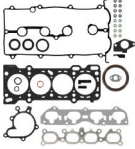



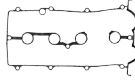

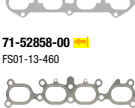











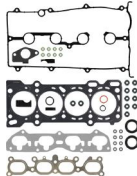








MAZDA															
Ltr.															
1,6	4G18	74 kW (101 PS)			01-53880-01 	02-53880-01 			61-53880-00 MLS 		15-53166-01 	12-53908-01  8x 70-53908-00 ES  8x 70-53909-00 AS 	71-53157-00   71-53158-00  	70-31414-10 	81-53227-00  30x46 A SL RD MVQ  08/02  81-53907-00  34x46 A SL RD FPM  09/02 →  81-53306-00  72x96 A SL LD MVQ  81-53246-00  35x50 A SL RD FPM 
1,7	PN26 PN27 PN46 PN54 PN62	40-42 kW (54-57 PS)	323 D	01/86-07/94	01-52430-02 8EB2-10-271 	02-52430-02 8EB2-10-235 A 			61-52430-00 PN11-10-271 B 79,5 Ø 		71-52433-00 PN11-10-235 A 				81-53228-00  B630-10-602 30x44 A SL RD NBR  81-53404-00  BP05-11-312 83x100 A SL LD MVQ  81-53228-00  B630-10-602 30x44 A SL RD NBR 









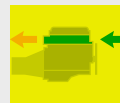





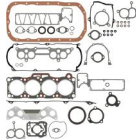
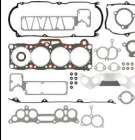



























MAZDA															
Ltr. 															
1,7 4EE1-T	60-65 kW (82-88 PS)	323 323 TD	05/94-09/98												
1,8 BP	76 kW (103 PS)	323	08/89-07/94												
1,8 BP (DOHC) BP22 BP31 BP52	76-103 kW (103-140 PS)	323	06/89-05/04												









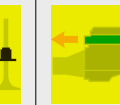






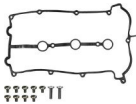
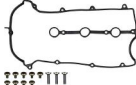





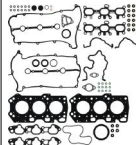


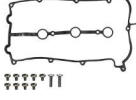







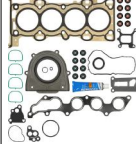
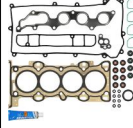
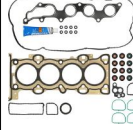



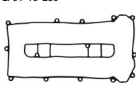







MAZDA															
Ltr.															
1,8	BPC	76 kW (103 PS)	323	01/91-04/94					61-52920-00 BP01-10-271 84,5 Ø MLS 		71-53124-00 BP01-10-235A 				
1,8	BPD BP-ZE BP6J	102-107 kW (139-146 PS)	MX-5	01/98-10/05	01-53455-01 8DN5-10-271 	02-53455-01 			61-53455-00 BP6D-10-271 84,5 Ø 0,75 mm MLS 	14-55074-01 B660-10-135A (10x) 	71-53527-00 BP6D-10-235A 	12-52829-04 KL02-10-155 (8x) +KL01-10-155 (8x) 	71-53514-00  BP4W-13-111  71-53516-00  BPD3-13-460 	10-52431-01 B6F4-10-427 +B6F4-10-428  70-31414-10 	81-53253-00  B3C7-10-602 36,5x50,5 A SL RD MVQ  81-53404-00  BP05-11-312 83x100 A SL LD MVQ  81-53243-00  F801-10-602 34x48 A SL RD MVQ  81-53526-00  ZL09-10-602 47x61 A SL RD MVQ 
1,8	BPF1 BP-ZE	84-99 kW (114-135 PS)	MX-5 323	09/92-10/98	01-53125-02 8DN3-10-271 	02-53125-02 8AN3-10-235 			61-53125-00 BP26-10-271 84,5 Ø MLS 	14-55074-01 B660-10-135A (10x) 	71-53517-00 BP05-10-235C 	12-52829-04 KL02-10-155 (8x) +KL01-10-155 (8x) 	71-52863-00  BP05-13-111  71-53516-00  BPD3-13-460 	10-52431-01 B6F4-10-427 +B6F4-10-428  70-31414-10 	81-53253-00  B3C7-10-602 36,5x50,5 A SL RD MVQ  81-53404-00  BP05-11-312 83x100 A SL LD MVQ  81-53243-00  F801-10-602 34x48 A SL RD MVQ 









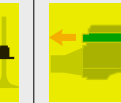


































































2x









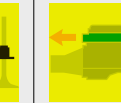










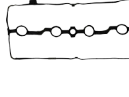

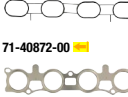


















MAZDA															
Ltr.															
1,8	BP5A	103 kW (140 PS)	MX-5	01/98-10/05	01-53125-02 8DN3-10-271 	02-53125-02 8AN3-10-235 			61-53125-00 BP26-10-271 84,5 Ø MLS 	14-55074-01 B660-10-135A (10x) 	71-53517-00 BP05-10-235C 	12-52829-04 KL02-10-155 (8x) +KL01-10-155 (8x) 	71-53514-00   BP4W-13-111  71-53516-00  BPD3-13-460 	10-52431-01 B6F4-10-427 +B6F4-10-428  70-31414-10 	81-53253-00  83C7-10-602 36,5x50,5 A SL RD MVQ  81-53404-00  BP05-11-312 83x100 A SL LD MVQ  81-53243-00  2x F801-10-602 34x48 A SL RD MVQ 
1,8	BP6J	107 kW (146 PS)	MX-5	11/00-10/05		02-53455-01 			61-53455-00 BP6D-10-271 84,5 Ø 0,75 mm MLS 	14-55074-01 B660-10-135A (10x) 	71-53527-00 BP6D-10-235A 	12-52829-04 KL02-10-155 (8x) +KL01-10-155 (8x) 	71-53514-00   BP4W-13-111  71-53516-00  BPD3-13-460 	10-52431-01 B6F4-10-427 +B6F4-10-428  70-31414-10 	81-53253-00  83C7-10-602 36,5x50,5 A SL RD MVQ  81-53404-00  BP05-11-312 83x100 A SL LD MVQ  81-53243-00  2x F801-10-602 34x48 A SL RD MVQ  81-53526-00  ZL09-10-602 47x61 A SL RD MVQ 









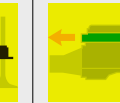
































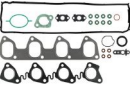


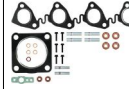
























MAZDA															
Ltr. 															
1,8 FP FP01LP	66-78 kW (90-106 PS)	626	08/91-06/97		01-52910-02 8AGX-10-271	02-52910-02 8AG6-10-235			61-52910-00 FP39-10-271 84,5 Ø MLS	14-32184-01 FS01-10-135 (10x)	71-52861-00 FS01-10-235B	12-52829-04 KL02-10-155 (8x) +KL01-10-155 (8x)	71-53511-00  FSJ2-13-111A	70-31414-10 	81-53277-00  FS01-10-602 42,5x54,5 A SL RD MVQ
															 81-53339-00  FS01-11-399 89x109 A SL LD MVQ
															 81-53243-00  F801-10-602 34x48 A SL RD MVQ
															
1,8 FP FPD9 FPE1 FPY3 FP33 FP55 FP87	66-92 kW (90-125 PS)	MX-6 PREMACY 323 626	12/95-06/05						61-52910-00 FP39-10-271 84,5 Ø MLS	14-32184-01 FS01-10-135 (10x)	15-53524-01 FSD7-10-235 +FS01-10-237A	12-52829-04 KL02-10-155 (8x) +KL01-10-155 (8x)	71-53511-00  FSJ2-13-111A	70-31414-10 	81-53277-00  FS01-10-602 42,5x54,5 A SL RD MVQ
															 81-53339-00  FS01-11-399 89x109 A SL LD MVQ
															 81-53243-00  F801-10-602 34x48 A SL RD MVQ
															












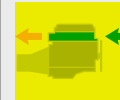


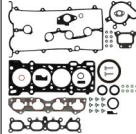
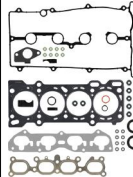


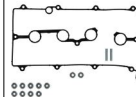







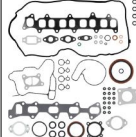
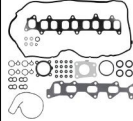

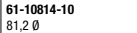












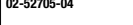











MAZDA															
Ltr. 															  
1,8 F8 (8V)	62-67 kW (84-91 PS)	B-SERIE E Kasten 626	10/83-12/06	01-52280-01 FE01-99-100	02-52280-02 FE01-99-101N				61-52280-20 F801-10-271 AN 88 Ø		71-52269-10 F801-10-235 D	12-52722-01 RF01-10-F155F (8x)	71-52447-00  F801-13-111 A	71-52272-00 F801-10-431	81-53243-00  F801-10-602 34x48 A SL RD MVQ
												71-52444-00  F801-13-460 A		81-53342-00  90x110 A SL LD NBR	81-53243-00  F801-10-602 34x48 A SL RD MVQ
1,8 F8 (12V)	58-69 kW (79-94 PS)	E Kasten 626	02/84-05/92	01-52705-01 8AG5-10-271	02-52705-01				61-52705-00 FE1H-10-271 B 87,5 Ø		71-52681-00 F201-10-235 D	12-54023-02 B630-10-155 (12x)	71-52678-00  F201-13-460 B	71-52272-00 F801-10-431	81-53243-00  F801-10-602 34x48 A SL RD MVQ
												 70-54023-00 B630-10-155	 12x		 81-53341-10  F285-11-399 90x110 A SL LD FPM
														 81-53243-00  F801-10-602 34x48 A SL RD MVQ	









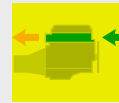






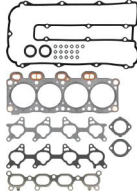














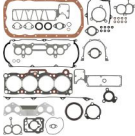
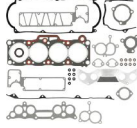
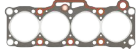
















MAZDA														
Ltr. 														
1,8 K8D9 K8Y1	95-103 kW (129-140 PS)	MX-3 MX-3 V6 626	05/91-10/97					61-53460-00 R K801-10-271B 76 Ø 0,35 mm MLS 		15-53528-01 R KL01-10-235B +FS01-10-237A (9x) +KL01-10-243A (2x)  15-53529-01 L KL01-10-2D5B +FS01-10-237A (9x) +KL01-10-243A (3x) 	12-52829-05 KL01-10-155 (12x) +KL02-10-155 (12x) 		70-31414-10 	81-53277-00 K↔ FS01-10-602 42,5x54,5 A SL RD MVQ  81-53314-00 K↔ KL01-11-312 75x93 A SL LD MVQ  81-53228-00 N↔ 2x B630-10-602 30x44 A SL RD NBR 
1,8 K8-ZE K819	98-103 kW (133-140 PS)	MX-3 MX-3 V6 XEDOS	01/92-10/97	01-53460-01 8DE1-10-271 	02-53460-01 8DE1-10-235 			61-53460-00 R K801-10-271B 76 Ø 0,35 mm MLS 		15-53528-01 R KL01-10-235B +FS01-10-237A (9x) +KL01-10-243A (2x) 	12-52829-05 KL01-10-155 (12x) +KL02-10-155 (12x) 	71-52856-00 L↔ 2x KL02-13-111A  71-52854-00 L↔ 2x KL68-13-460 	70-31414-10 	81-53277-00 K↔ FS01-10-602 42,5x54,5 A SL RD MVQ  81-53314-00 K↔ KL01-11-312 75x93 A SL LD MVQ  81-53228-00 N↔ 2x B630-10-602 30x44 A SL RD NBR 
1,8 L8 L8-DE L813 L829	75-88 kW (102-120 PS)	BONGO 6	08/02	01-35440-01 	02-35440-01 QD  02-35440-02 QD 	08-39808-01 		61-35440-00 L801-10-271 85 Ø MLS 	14-32207-01 PED0-10-135 (10x) 	15-35538-01 QD LF01-10-230  15-36563-01 QD LF14-10-230 	12-35546-01 L807-10-155 (8x) +LF01-10-1F5 (8x) 	71-35537-00 L↔ 4x LF01-13-111  71-35488-00 L↔ L327-13-460A 	70-31414-10 	81-35551-00 K↔ LF01-10-602 37x50 A SL RD PTFE  81-90012-00 K↔ LF01-11-310 PTFE 









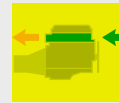







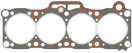













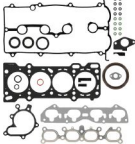



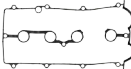








MAZDA															
Ltr.															
1,8	L8-VE L823	85-93 kW (116-126 PS)	MX-5 5 6	08/02-12/14	01-35440-01 	02-35440-02 	08-39808-01 		61-35440-00 L801-10-271 85 Ø MLS 	14-32207-01 PEDD-10-135 (10x) 	15-36563-01 LF14-10-230 	12-35546-01 L807-10-155 (8x) +LF01-10-1F5 (8x) 	71-35537-00  4x LF01-13-111  71-35488-00  L327-13-460A 	70-31414-10 	81-35551-00  LF01-10-602 37x50 A SL RD PTFE  81-90012-00  LF01-11-310 PTFE 
1,8	L828 L831	93 kW (126 PS)	MX-5	03/05-12/14	01-35440-03 	02-35440-05 			61-35440-00 L801-10-271 85 Ø MLS 	14-32207-01 PEDD-10-135 (10x) 	15-36563-01 LF14-10-230 	12-35546-01 L807-10-155 (8x) +LF01-10-1F5 (8x)  70-35544-00 LF01-10-1F5  70-35546-00 L807-10-155 	71-37447-00   LFE2-13-111  71-37417-00   LFE2-13-135  71-39471-00  LFD7-13-460A 	70-31414-10 	81-35551-00  LF01-10-602 37x50 A SL RD PTFE  81-90012-00  LF01-11-310 PTFE 
1,8	L850	85 kW (116 PS)	5	09/10	01-35440-04 8LC1-10-271  ⇒ 01/11  01-35440-05 8LC4-10-271  02/11 → 				61-35440-00 L801-10-271 85 Ø MLS 	14-32207-01 PEDD-10-135 (10x) 		12-35546-01 L807-10-155 (8x) +LF01-10-1F5 (8x)  70-35544-00  AS LF01-10-1F5  70-35546-00  ES L807-10-155 	71-35537-00  4x LF01-13-111  71-39471-00  LFD7-13-460A  ⇒ 01/11  71-54233-00  L572-13-460  02/11 → 	70-31414-10 	81-53254-00  L366-10-602 37x50 A SL RD MVQ  81-90012-00  LF01-11-310 PTFE 









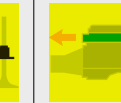






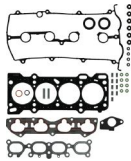


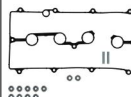












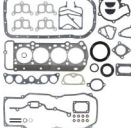























MAZDA															
Ltr.															
1,8	MR18DE	91 kW (124 PS)	FAMILIA	01/07-05/18	01-37935-01 	02-37935-01 	08-40874-01 		61-37935-00 84,7 Ø MLS 	14-32334-01 	71-40873-00 	12-53036-01  70-53036-10 16x	71-40871-00  71-40872-00 	70-31414-10 	81-53284-00  46x58 A SL RD NBR 81-40874-00  84x117 A SL LD FPM 
1,8	S8Y1 S8Y2	85 kW (116 PS)	CX-3 CX-30 3 D	02/18	01-10836-01 8S82-10-271				61-10836-00 S801-10-271 80,5 Ø MLS 	14-12062-01 S550-10-135 (10x) 	71-19138-00 S801-10-235 	12-10162-02 SH01-10-155 (8x) +SH09-10-1F5 (8x)  70-10162-00 8x SH01-10-155  70-12117-00 8x SH09-10-1F5 	71-12107-00  S550-13-111 71-12068-00  S550-13-460A 	70-31414-10 	81-10473-00  S550-10-602 45x56 A SL RD FPM 81-10474-00  S550-11-312B 88x105 A SL LD FPM 








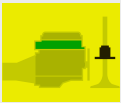
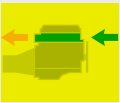





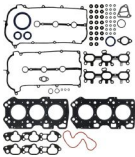
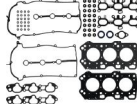

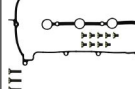













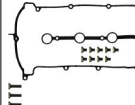








MAZDA															
Ltr.															
1,8	1E07(RTJ) 1E07(RTK) 1E12(RTK) 1E16(RTK) 1E16(RTK)	44 kW (60 PS)			<p>01-28352-05 1 03/94→ 1 08/98</p>  <p>01-34112-01 1 09/98→</p> 	<p>02-28352-03 1 03/94→ 1 08/98</p>  <p>02-34112-01 1 09/98→</p> 	<p>08-31615-01 1 03/94→ 1 08/98</p> 		<p>61-31565-30 1E07-10-271A 83,8 Ø 1,5 mm</p> <p>2 </p> <p>61-31565-40 1E16-10-271A 83,8 Ø 1,6 mm</p> <p>3 </p> <p>61-31565-50 1E24-10-271A 83,8 Ø 1,65 mm</p> <p>4 </p> 	<p>14-32017-01 1E07-10-135 (10x)</p> 	<p>71-28352-00 1E07-10-235 1 03/94→ 1 08/98</p>  <p>71-34112-00 1E07-10-235A 1 09/98→</p> 	<p>12-27408-01 1E07-10-155 (8x)</p>  <p>70-27408-00 1E07-10-155</p> 	<p>71-27316-00 </p> <p>1E07-13-111</p>  <p>71-31527-00 </p> <p>1E07-13-460</p> <p>8x </p> 	<p>71-31615-00 1E07-10-431A</p> 	<p>81-28359-10 </p> <p>66,7x89,3 A SL RD PTFE ACM</p>  <p>81-23001-20 </p> <p>LE04-11-312 79,3x95,2 A SL LD FPM 1 03/94→ 1 08/98</p>  <p>81-90007-00 </p> <p>PTFE 1 09/98→</p>  <p>81-26268-00 </p> <p>28x38 A SL RD FPM</p> 
1,8	1E10(RTN)	55 kW (75 PS)	121	02/00-10/02		<p>02-34112-02</p> 	<p>08-34327-01</p> 	<p>04-10062-01 </p> 	<p>61-34315-00 83,5 Ø 1,2 mm MLS</p> <p>2 </p> <p>61-34315-10 83,5 Ø 1,25 mm MLS</p> <p>3 </p> <p>61-34315-20 83,5 Ø 1,3 mm MLS</p> <p>4 </p> <p>61-34315-30 83,5 Ø 1,35 mm MLS</p> <p>5 </p> <p>61-34315-40 83,5 Ø 1,4 mm MLS</p> <p>6 </p> <p>61-34315-50 83,5 Ø 1,45 mm MLS</p> <p>7 </p> 	<p>14-32134-01</p> 	<p>71-34112-00 1E07-10-235A</p> 	<p>12-27408-01 1E07-10-155 (8x)</p>  <p>70-27408-00 1E07-10-155</p> 	<p>71-34308-00 </p>  <p>71-31527-00 </p> <p>1E07-13-460</p> <p>8x </p> 	<p>70-31414-10</p>  <p>71-34327-00</p> 	<p>81-34313-00 </p> <p>30x50 A SL RD PTFE ACM</p>  <p>81-90007-00 </p> <p>PTFE</p>  <p>81-26268-00 </p> <p>28x38 A SL RD FPM</p> 









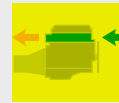








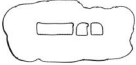















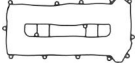












MAZDA															
Ltr.															
1,9	FP FPY3 FP55	66-84 kW (90-114 PS)	323 626	05/97-10/02	 01-52910-03 8F66-10-271	 02-52910-03			 61-52910-00 FP39-10-271 84,5 Ø MLS	 14-32184-01 FS01-10-135 (10x)	 15-53524-01 FSD7-10-235 +FS01-10-237A	 12-52829-04 KL02-10-155 (8x) +KL01-10-155 (8x)	 71-53511-00 FSJ2-13-111A  71-52858-00 FS01-13-460	 70-31414-10	 81-53277-00 FS01-10-602 42,5x54,5 A SL RD MVQ  81-53339-00 FS01-11-399 89x109 A SL LD MVQ  81-53243-00 F801-10-602 34x48 A SL RD MVQ
1,9	RZ4E-TC	110 kW (150 PS)	BT-50	01/21	 01-111133-01	 02-111133-01		 61-10814-00 81,2 Ø 0,95 mm MLS  61-10814-10 81,2 Ø 1 mm MLS  61-10814-20 81,2 Ø 1,05 mm MLS	 14-18344-01	 15-18346-01  71-18346-00	 12-18517-01 16x  70-18517-00	 71-18348-00  71-18350-00	 70-31414-10	 81-10616-00 57x76 AB SL RD FPM  81-10617-00 83x108 AB SL LD FPM	
2,0	FE (12V) FEY9	66-81 kW (90-110 PS)	E Kasten E 2000, 2200 E-SERIE 626	08/87-08/99	 01-52705-04 8AS9-10-271	 02-52705-04		 61-52705-00 FE1H-10-271 B 87,5 Ø		 71-52681-00 F201-10-235 D	 12-54023-02 B630-10-155 (12x) 12x  70-54023-00 B630-10-155	 71-53531-00 F285-13-111A  71-53532-00 FE1H-13-460A	 70-31414-10  71-52272-00 F801-10-431	 81-53243-00 F801-10-602 34x48 A SL RD MVQ  81-53462-00 G601-11-399 90x110 A SL LD MVQ  81-53243-00 F801-10-602 34x48 A SL RD MVQ	







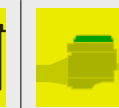

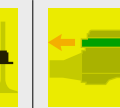
















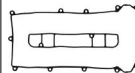

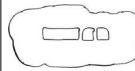



















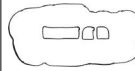












MAZDA															
Ltr. 															
2,0 FE (16V) FECM	103-110 kW (140-150 PS)	626	06/87-09/97		01-52435-01 8AG6-10-271 	02-52435-01 8AG6-10-271 HS 			61-52435-00 FE3N-10-271 87,5 Ø 		71-52434-00 FE3N-10-235 A 	12-52829-01 B660-10-155 (16x) 	71-53054-00  FE3N-13-111  71-53056-00  FE3N-13-460 	71-52272-00 F801-10-431 	81-53243-00  F801-10-602 34x48 A SL RD MVQ  81-53342-00  90x110 A SL LD NBR  81-53243-00  F801-10-602 34x48 A SL RD MVQ 
2,0 FE (8V) FECK FEFA FEV4 FEY7 FE18 FE-3L FE-3M FE58 FE80 FE61	60-88 kW (82-120 PS)	E 2000 2200 E-SERIE 500 626 929	11/82-05/03		01-52280-01 FE01-99-100 	02-52280-02 FE01-99-101N 			61-52280-20 F801-10-271 AN 88 Ø 		71-52269-10 F801-10-235 D 	12-52722-01 RF01-10-F155F (8x) 	71-52447-00  F801-13-111 A  71-52444-00  F801-13-460 A 	71-52272-00 F801-10-431 	81-53243-00  F801-10-602 34x48 A SL RD MVQ  81-53342-00  90x110 A SL LD NBR  81-53243-00  F801-10-602 34x48 A SL RD MVQ 
2,0 FEBN	60 kW (82 PS)	E2000	10/88-05/95						61-52705-00 FE1H-10-271 B 87,5 Ø 		71-52269-10 F801-10-235 D 	12-52722-01 RF01-10-F155F (8x) 			









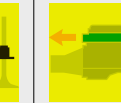









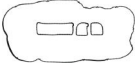


















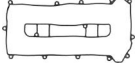














MAZDA															
Ltr.															
2,0	FET	87-89 kW (118-121 PS)	626 Turbo 929	10/84-10/87					61-52280-20 F801-10-271 AN 88 Ø		71-52269-10 F801-10-235 D	12-52722-01 RF01-10-F155F (8x)	71-52447-00  F801-13-111 A	71-52272-00 F801-10-431	81-53243-00  F801-10-602 34x48 A SL RD MVQ
													 71-52444-00  F801-13-460 A		 81-53342-00  90x110 A SL LD NBR
														 81-53243-00  F801-10-602 34x48 A SL RD MVQ	
2,0	FS	85-86 kW (115-117 PS)	MX-6 626	08/91-04/97	01-52910-02 8AGX-10-271	02-52910-02 8AG6-10-235			61-52910-00 FP39-10-271 84,5 Ø MLS	14-32184-01 FS01-10-135 (10x)	71-52861-00 FS01-10-235B	12-52829-04 KL02-10-155 (8x) +KL01-10-155 (8x)	71-53511-00  FSJ2-13-111A	70-31414-10 	81-53277-00  FS01-10-602 42,5x54,5 A SL RD MVQ
													 71-52858-00  FS01-13-460		 81-53339-00  FS01-11-399 89x109 A SL LD MVQ
														 81-53243-00  F801-10-602 34x48 A SL RD MVQ	 2x









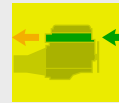





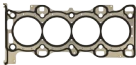













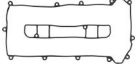














MAZDA															
Ltr. 															
2,0 FS FS-DS FS2C FS7E FS7G	85-100 kW (115-136 PS)	MPV PREMACY 323 626	05/97-06/05	01-53490-02 8CG7-10-271 	02-53490-02 				61-53490-00 FSH9-10-271 84,5 Ø 0,95 mm MLS 	14-32184-01 FS01-10-135 (10x) 	15-53524-01 FSD7-10-235 +FS01-10-237A 	12-52829-04 KL02-10-155 (8x) +KL01-10-155 (8x) 	71-53511-00  FSJ2-13-111A  71-52858-00  FS01-13-460 	70-31414-10 	81-53277-00  FS01-10-602 42,5x54,5 A SL RD MVQ  81-53339-00  FS01-11-399 89x109 A SL LD MVQ  81-53243-00  F801-10-602 34x48 A SL RD MVQ 
2,0 HEE HE3 M MA	66 kW (90 PS)	626 929	10/78	01-52277-01 HE26-99-100 B 	02-52277-02 HE26-99-101 BN 				61-52277-10 0453-10-271 D 81 Ø 		15-52026-01 	12-52722-01 RF01-10-F155F (8x) 		71-52023-00 0221-10-431 	
2,0 HFY1 HFY7	132-137 kW (179-186 PS)	CX-30 3	06/19						61-10830-00 HF01-10-271B 86 Ø MLS 	14-20621-01 HF01-10135A (10x) 	71-20616-00  HF01-10-235A  71-20617-00  HF01-10-205A 	12-10138-01 PE01-10-155 (8x) +PE01-10-1F5 (8x)  70-10138-00 PE01-10-155  70-10139-00 PE01-10-1F5 	71-20620-00  HF01-13-111  71-20615-00  HF01-13-460 	71-20623-00 HF01-10-431 	81-10661-00  HF01-10-602 48,5x60,5 A SL RD FPM  81-10660-00  HF01-11-312 88x105 A SL LD FPM 









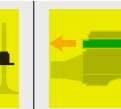
















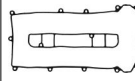

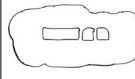



















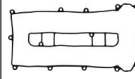

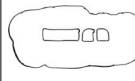












MAZDA															
Ltr.															
2,0	KF KF1	103-126 kW (140-171 PS)	XEDOS XEDOS V6 323 626	01/92-08/00	01-52900-01 8AC2-10-271A 	02-52900-01 			61-52900-00 R KF01-10-271A 79,5 Ø MLS 		15-52852-01 R 	12-52829-03 B660-10-155 (24x) 	71-52856-00 L  2x KL02-13-111A  71-52854-00  2x KL68-13-460 	70-31414-10 	81-53277-00 K  FS01-10-602 42,5x54,5 A SL RD MVQ  81-53314-00 K  KL01-11-312 75x93 A SL LD MVQ  81-53228-00 N  2x B630-10-602 30x44 A SL RD NBR 
2,0	KFZE	118 kW (160 PS)	626	08/91-12/95					61-53070-00 R KL01-10-271B 85,5 Ø MLS 		15-52852-01 R 	12-52829-05 KL01-10-155 (12x) +KL02-10-155 (12x) 		70-31414-10 	81-53277-00 K  FS01-10-602 42,5x54,5 A SL RD MVQ  81-53314-00 K  KL01-11-312 75x93 A SL LD MVQ  81-53228-00 N  2x B630-10-602 30x44 A SL RD NBR 


















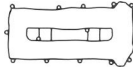











































MAZDA															
Ltr. 															
2,0 LF-DE LFN7 LFN8 LF-VD LFYA LFYB LF4J LF4K	106-112 kW (144-152 PS)	BIANTE 3 6	10/03		01-37685-02 8LBN-10-271 				61-37685-00 L3G2-10-271A MLS 	14-32207-01 PEDD-10-135 (10x) 	15-36563-01 LF14-10-230 	12-35546-01 L807-10-155 (8x) +LF01-10-1F5 (8x)  70-35544-00 LF01-10-1F5 8x  70-35546-00 L807-10-155 8x 	71-35537-00  LF01-13-111  71-39471-00  LFD7-13-460A 	70-31414-10 	81-53254-00  L3G6-10-602 37x50 A SL RD MVQ  81-90012-00  LF01-11-310 PTFE 
2,0 LF-DE	114 kW (155 PS)	6	01/10-07/13		01-54120-02 8LBV-10-271 				61-54120-00 LF3F-10-271 89 Ø MLS 	14-32207-01 PEDD-10-135 (10x) 	15-54231-01 L3K9-10-230 	12-35546-01 L807-10-155 (8x) +LF01-10-1F5 (8x)  70-35544-00 LF01-10-1F5 8x  70-35546-00 L807-10-155 8x 	71-54234-00  L807-13-111  71-39471-00  LFD7-13-460A 	70-31414-10 	81-53254-00  L3G6-10-602 37x50 A SL RD MVQ  81-90012-00  LF01-11-310 PTFE 









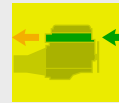





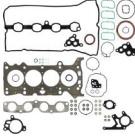


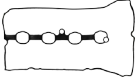















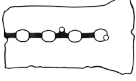












MAZDA															
Ltr.															
2,0	LFF7	107 kW (146 PS)	5	02/05-05/10	01-35435-01 8LG1-10-271 1 ⇒ 08/07  01-37685-01 1 ⇒ 09/07 → 	02-35435-01  1 ⇒ 08/07  02-35435-02  1 ⇒ 08/07  02-37685-01 1 ⇒ 09/07 → 			61-35435-00 L309-10-271 89 Ø MLS 1 ⇒ 08/07  61-37685-00 L362-10-271A MLS 1 ⇒ 09/07 → 	14-32207-01 PEDD-10-135 (10x) 	15-35538-01  LF01-10-230  15-36563-01  LF14-10-230 	12-35546-01 L807-10-155 (8x) +LF01-10-1F5 (8x)  70-35544-00 LF01-10-1F5  70-35546-00 L807-10-155 	71-35537-00  LF01-13-111  71-35488-00  L327-13-460A 1 ⇒ 08/07  71-39471-00  LFD7-13-460A 1 ⇒ 09/07 → 	70-31414-10 	81-35551-00  LF01-10-602 37x50 A SL RD PTFE  81-90012-00  LF01-11-310 PTFE 
2,0	LFF7	108 kW (147 PS)	6	03/05-08/07	01-37685-01 	02-37685-01 			61-37685-00 L362-10-271A MLS 	14-32207-01 PEDD-10-135 (10x) 	15-36563-01  LF14-10-230 	12-35546-01 L807-10-155 (8x) +LF01-10-1F5 (8x)  70-35544-00 LF01-10-1F5  70-35546-00 L807-10-155 	71-35537-00  LF01-13-111  71-39471-00  LFD7-13-460A 	70-31414-10 	81-35551-00  LF01-10-602 37x50 A SL RD PTFE  81-90012-00  LF01-11-310 PTFE 
















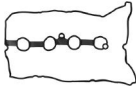













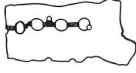










MAZDA																
Ltr.																
2,0	LFG7 LFG8 LF-VE LFY7 LFZD LF62	102-127 kW (139-173 PS)	MX-5 3 5	10/03		01-37685-01 	02-37685-01 			61-37685-00 L3G2-10-271A MLS 	14-32207-01 PEDD-10-135 (10x) 	15-36563-01 LF14-10-230 	12-35546-01 L807-10-155 (8x) +LF01-10-1F5 (8x)  70-35544-00 LF01-10-1F5 8x  70-35546-00 L807-10-155 8x 	71-37447-00  LFE2-13-111  71-37417-00  LFE2-13-135  71-39471-00  LFD7-13-460A  8x	70-31414-10 	81-35551-00  LF01-10-602 37x50 A SL RD PTFE  81-90012-00  LF01-11-310 PTFE 
2,0	LF-ZB	106-110 kW (144-150 PS)	5	06/10		01-54120-02 8LBV-10-271  01-54120-01 8LC3-10-271 				61-54120-00 LF3F-10-271 89 Ø MLS 	14-32207-01 PEDD-10-135 (10x) 	15-54231-01 L3K9-10-230 	12-35546-01 L807-10-155 (8x) +LF01-10-1F5 (8x)  70-35544-00 LF01-10-1F5 8x  70-35546-00 L807-10-155 8x 	71-54234-00  L807-13-111  71-39471-00  LFD7-13-460A  71-54233-00  L572-13-460  8x	70-31414-10 	81-53254-00  L3G6-10-602 37x50 A SL RD MVQ  81-90012-00  LF01-11-310 PTFE 

MAZDA															
Ltr.	2,0	LFZ2	111 kW (151 PS)	3 DISI	12/08-05/13										
															
															
					01-37685-02 8LBN-10-271 1 ⇒ 01/11 				61-37685-00 L3G2-10-271A MLS 	14-32207-01 PEDD-10-135 (10x) 	15-36563-01 LF14-10-230 	12-35546-01 L807-10-155 (8x) +LF01-10-1F5 (8x) 	71-35537-00  4x LF01-13-111 	70-31414-10 	81-53254-00  L3G6-10-602 37x50 A SL RD MVQ 
					01-54120-02  8LBV-10-271 1 ⇒ 01/11 				61-54120-00  LF3F-10-271 89 Ø MLS 		15-54231-01  L3K9-10-230 	71-54234-00   4x L807-13-111 	71-39471-00  LFD7-13-460A 1 ⇒ 01/11 	71-54233-00  L572-13-460 1 ⇒ 02/11 → 	81-90012-00  LF01-11-310 PTFE 
					01-37685-03 8LBZ-10-271 1 ⇒ 02/11 → 							70-35544-00 LF01-10-1F5 	8x		
					01-54120-01  8LCC-10-271 1 ⇒ 02/11 → 						70-35546-00 L807-10-155 	8x			



MAZDA															
Ltr.															
2,0	LF17 LF18	104 kW (141 PS)	6	06/02-08/07	01-35435-01 8L61-10-271  01-37685-01 	02-35435-01  1) ⇒ 02/05  02-35435-02  1) ⇒ 02/05  02-37685-01 1) 03/05 → 			61-35435-00 L309-10-271 89 Ø MLS 1) ⇒ 02/05  61-37685-00 L362-10-271A MLS 1) 03/05 → 	14-32207-01 PEDD-10-135 (10x) 	15-35538-01  LF01-10-230  15-36563-01  LF14-10-230 	12-35546-01 L807-10-155 (8x) +LF01-10-1F5 (8x)  70-35544-00 LF01-10-1F5  70-35546-00 L807-10-155 	71-35537-00  LF01-13-111  71-35488-00  1) ⇒ 02/05  71-39471-00  LFD7-13-460A 1) 03/05 → 	70-31414-10 	81-35551-00  LF01-10-602 37x50 A SL RD PTFE  81-90012-00  LF01-11-310 PTFE 
2,0	LF17	108 kW (147 PS)	6	08/07-07/13	01-37685-01 	02-37685-01 			61-37685-00 L362-10-271A MLS 	14-32207-01 PEDD-10-135 (10x) 	15-35538-01  LF01-10-230  15-36563-01  LF14-10-230 	12-35546-01 L807-10-155 (8x) +LF01-10-1F5 (8x)  70-35544-00 LF01-10-1F5  70-35546-00 L807-10-155 	71-35537-00  LF01-13-111  71-39471-00  LFD7-13-460A 	70-31414-10 	81-35551-00  LF01-10-602 37x50 A SL RD PTFE  81-90012-00  LF01-11-310 PTFE 









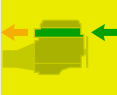



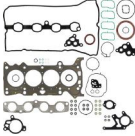


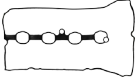













MAZDA															
Ltr.															
2,0	LF5H LF5W	108-110 kW (147-150 PS)	3	01/09-09/14	01-54120-01 8LC3-10-271 				61-54120-00 LF3F-10-271 89 Ø MLS 	14-32207-01 PEDD-10-135 (10x) 	15-54231-01 L3K9-10-230 	12-35546-01 L807-10-155 (8x) +LF01-10-1F5 (8x)  70-35544-00 LF01-10-1F5 8x  70-35546-00 L807-10-155 8x 	71-54234-00  L807-13-111  71-54233-00  L572-13-460 	70-31414-10 	81-53254-00  L366-10-602 37x50 A SL RD MVQ  81-90012-00  LF01-11-310 PTFE 
2,0	LF50 LF72	104-110 kW (141-150 PS)	3	10/03-12/09	01-35435-01 8LG1-10-271  02/06  01-37685-01  03/06→ 	02-35435-02  02/06  02-37685-01  03/06→ 			61-35435-00 L309-10-271 89 Ø MLS  02/06  61-37685-00 L362-10-271A MLS  03/06→ 	14-32207-01 PEDD-10-135 (10x) 	15-36563-01  LF14-10-230 	12-35546-01 L807-10-155 (8x) +LF01-10-1F5 (8x)  70-35544-00 LF01-10-1F5 8x  70-35546-00 L807-10-155 8x 	71-35537-00  LF01-13-111  71-35488-00  L327-13-460A  02/06  71-39471-00  LFD7-13-460A  03/06→ 	70-31414-10 	81-35551-00  LF01-10-602 37x50 A SL RD PTFE  81-90012-00  LF01-11-310 PTFE 

MAZDA															
Ltr.															
2,0	PE-VR PE-VPS PEXL PEX0 PEX2 PEX3 PEY4 PEY5 PEY6 PEY7	88-125 kW (120-170 PS)	BIANTE CX-3 CX-5 3 5 6	09/11	01-10017-01 8LAA-10-271B 				61-10017-00 PE01-10-271 87,5 Ø MLS 	14-32207-01 PEDD-10-135 (10x) 	71-10137-00 PE01-10-235 	12-10138-01 PE01-10-155 (8X) +PE01-10-1F5 (8X)  70-10138-00 PE01-10-155  70-10139-00 PE01-10-1F5 	71-10140-00  4x PE01-13-111  71-10141-00  PE17-13-460 	70-31414-10 	81-10380-00  PE01-10-602 43x56 A SL RD FPM  81-10381-00  PE01-11-312 82x98 A SL LD FPM 
2,0	PEXB PEXP PEXT	88-121 kW (120-165 PS)	CX-3 CX-30 CX-5 3 6	01/13	01-10017-02 BPE2-10-271 				61-10017-00 PE01-10-271 87,5 Ø MLS 	14-32207-01 PEDD-10-135 (10x) 	71-10137-00 PE01-10-235 	12-10138-01 PE01-10-155 (8X) +PE01-10-1F5 (8X)  70-10138-00 PE01-10-155  70-10139-00 PE01-10-1F5 	71-10140-00  4x PE01-13-111  71-10141-00  PE17-13-460 	70-31414-10 	81-10380-00  PE01-10-602 43x56 A SL RD FPM  81-10381-00  PE01-11-312 82x98 A SL LD FPM 




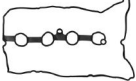














MAZDA															
Ltr.															
2,0	PEXF	135 kW (184 PS)	MX-5	05/18								 70-10138-00 ES 8x PED1-10-155  70-10139-00 AS 8x PED1-10-1F5 	 71-13364-00  PEJ5-13-460 		 81-10381-00  PE01-11-312 82x98 A SL LD FPM 
2,0	PEXN PEXW	90-115 kW (122-156 PS)	CX-30 3	11/18								 70-10138-00 8x PED1-10-155  70-10139-00 8x PED1-10-1F5 	 71-10141-00  PE17-13-460 		 81-10381-00  PE01-11-312 82x98 A SL LD FPM 









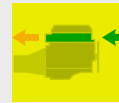






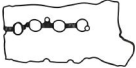







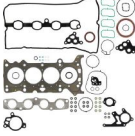



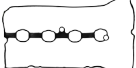









MAZDA


















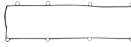



































Ltr.  2,0 PEX2 121 kW (165 PS) 3  07/13-05/19 

										
01-10017-01 8LAA-10-271B  11/14 				61-10017-00 PE01-10-271 87,5 Ø MLS 	14-32207-01 PEDD-10-135 (10x) 	71-10137-00 PE01-10-235 	12-10138-01 PE01-10-155 (8x) +PE01-10-1F5 (8x)  70-10138-00 PE01-10-155 8x  70-10139-00 PE01-10-1F5 8x 	71-10140-00  4x PE01-13-111  11/14  71-10141-00  PE17-13-460 	70-31414-10 	81-10380-00  PE01-10-602 43x56 A SL RD FPM  81-10381-00  PE01-11-312 82x98 A SL LD FPM 









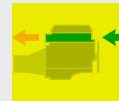





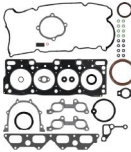
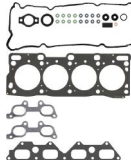






















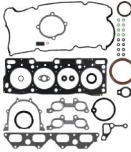
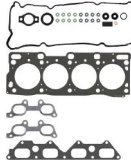






















2,0 PEX4 114-118 kW (155-160 PS) MX-5 06/15












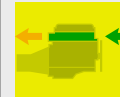






















































01-10307-01 BLN8-10-271 				61-10307-00 PEES-10-271 85 Ø MLS 	14-32207-01 PEDD-10-135 (10x) 	71-13369-00 PEES-10-235 	12-10138-01 PE01-10-155 (8x) +PE01-10-1F5 (8x)  70-10138-00  ES 8x PE01-10-155  70-10139-00  AS 8x PE01-10-1F5 	71-10140-00  4x PE01-13-111  71-13364-00  PEJ5-13-460 	70-31414-10 	81-10380-00  PE01-10-602 43x56 A SL RD FPM  81-10381-00  PE01-11-312 82x98 A SL LD FPM 
--	--	--	--	---	--	--	---	---	---	--



















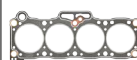
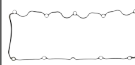
































MAZDA															
Ltr. 	2,0 PEYK	121 kW (165 PS)	CX-5	 1					61-10017-00 PE01-10-271 87,5 Ø MLS 	14-32207-01 PEDD-10-135 (10x) 	71-19012-00 PE29-10-235 	12-10138-01 PE01-10-155 (8X) +PE01-10-1F5 (8X)  70-10138-00 PE01-10-155 8x  70-10139-00 PE01-10-1F5 8x 		70-31414-10 	81-10380-00 K→ PE01-10-602 43x56 A SL RD FPM  81-10381-00 K→ PE01-11-312 82x98 A SL LD FPM 
2,0 PEY2	113 kW (154 PS)	3		09/11-09/14	01-10017-01 BLAA-10-271B  01/14 				61-10017-00 PE01-10-271 87,5 Ø MLS 	14-32207-01 PEDD-10-135 (10x) 	71-10137-00 PE01-10-235  01/14 	12-10138-01 PE01-10-155 (8X) +PE01-10-1F5 (8X)  70-10138-00 PE01-10-155 8x  70-10139-00 PE01-10-1F5 8x 	71-10140-00 K→ PE01-13-111  01/14  71-10141-00 PE17-13-460 	4x 70-31414-10 	81-10380-00 K→ PE01-10-602 43x56 A SL RD FPM  81-10381-00 K→ PE01-11-312 82x98 A SL LD FPM 









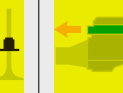













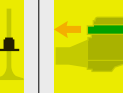






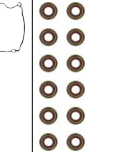



















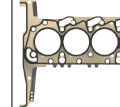
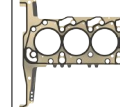
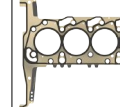

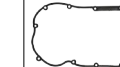
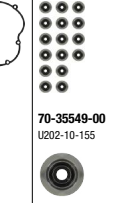










MAZDA															
Ltr.															
2,0	RF RF65 RFH5 RFH7 RF-N RF55 RF83	44-60 kW (60-82 PS) 626 626 D	07/87	 01-53115-01 8AU3-10-271 B	 02-53115-01 8AU3-10-235			 61-53115-00 RFJ5-10-271 C 87,6 Ø MLS		 71-52291-00 RF01-10-235	 12-52722-01 RF01-10-F155F (8x)	 71-52438-00  RF01-13-111  71-52439-00  RF01-13-462	 71-52272-00 F801-10-431	 81-53243-00  F801-10-602 34x48 A SL RD MVQ  81-53342-00  90x110 A SL LD NBR  81-53243-00  F801-10-602 34x48 A SL RD MVQ 	
2,0	RF1G	52 kW (71 PS) 323 D	10/96-05/04					 61-53115-00 RFJ5-10-271 C 87,6 Ø MLS		 71-52291-00 RF01-10-235					
2,0	RF3F RF4F	63-81 kW (86-110 PS) BONGO PREMACY TD 626 DI 626 DITD 626 T 626 TD	04/98-08/10	 01-53470-03 8LB2-10-271	 02-53470-03		 04-10182-01 	 61-53470-00 RF2A-10-271A 87,5 Ø MLS		 71-53536-00 RF2A-10-235	 12-52829-06 KL02-10-155 (16x)  70-54282-00 KL02-10-155	 71-53534-00  RF2A-13-111A  11-53533-01  RF5C-13-460 (2x)	 70-31414-10	 81-53537-00  RF2A-10-602 51,5x64 A SL RD NBR  81-53462-00  G601-11-399 90x110 A SL LD MVQ  81-53228-00  B630-10-602 30x44 A SL RD NBR 	















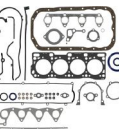


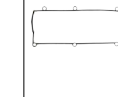
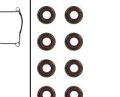
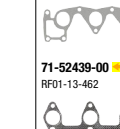













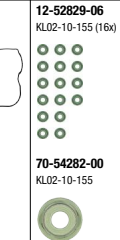












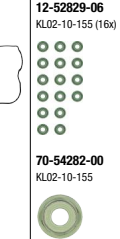








Q2 / 2024









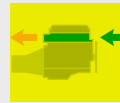

























MAZDA															
Ltr.															
2,0	RF5C	89 kW (121 PS)	6 DI	08/02-08/07	01-53470-02 8LG3-10-271 	02-53470-02 		04-10071-01   02/05  04-10231-01   03/05→ 	61-53470-00 RF2A-10-271A 87,5 Ø MLS 	14-10173-01 RF5C-10-135 (10x) 	71-53538-00 RF5C-10-235 	12-52829-06 KL02-10-155 (16x)  70-54282-00 KL02-10-155 	71-53534-00  RF2A-13-111A  11-53533-01  RF5C-13-460 (2x) 	70-31414-10 	81-53537-00  RF2A-10-602 51,5x64 A SL RD NBR  81-53462-00  G601-11-399 90x110 A SL LD MVQ  81-53228-00  B630-10-602 30x44 A SL RD NBR 
2,0	RF5C	100 kW (136 PS)	MPV Di 6 DI	06/02-08/07	01-53470-02 8LG3-10-271 	02-53470-02 		04-10071-01   02/05  04-10231-01   03/05→ 	61-53470-00 RF2A-10-271A 87,5 Ø MLS 	14-10173-01 RF5C-10-135 (10x) 	71-53538-00 RF5C-10-235 	12-52829-06 KL02-10-155 (16x)  70-54282-00 KL02-10-155 	71-53534-00  RF2A-13-111A  11-53533-01  RF5C-13-460 (2x) 	70-31414-10 	81-53537-00  RF2A-10-602 51,5x64 A SL RD NBR  81-53462-00  G601-11-399 90x110 A SL LD MVQ  81-53228-00  B630-10-602 30x44 A SL RD NBR 









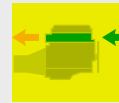













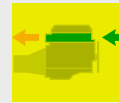


















































MAZDA															
Ltr.															
2,0	RF7J RF8G	81-105 kW (110-143 PS)	3 5 CD 6 6 DI	02/05-12/10	01-53470-04 8LBF-10-271 	02-53470-04 		04-10231-01  	61-53470-00 RF2A-10-271A 87,5 Ø MLS 	14-10173-01 RF5C-10-135 (10x) 	71-53538-00 RF5C-10-235 	12-52829-06 KL02-10-155 (16x)  70-54282-00 KL02-10-155 	71-53534-00  RF2A-13-111A  11-53533-01  RF5C-13-460 (2x) 	70-31414-10 	81-53537-00  RF2A-10-602 51,5x64 A SL RD NBR  81-53462-00  G601-11-399 90x110 A SL LD MVQ  81-53228-00  B630-10-602 30x44 A SL RD NBR 
2,0	YF	91-97 kW (124-132 PS)	TRIBUTE	03/00-05/08			08-34341-01 		61-34340-00 86,5 Ø 1,3 mm MLS  61-34440-00 YF09-10-271B 86 Ø 0,6 mm MLS 	14-32018-01 YF09-10-135 	71-34333-00 YF-09-10-235B 	12-33032-01 YF09-13-111 (8x) 	71-34322-00  YF09-13-111  71-34309-00  YF09-13-461 	71-34341-00 YF09-10-431 	81-34316-00  YF10-10-602A 35x50 A SL RD PTFE ACM  81-34344-00  YF09-11-399 89x108 A SL LD ACM 
2,2	F2 F2L1	85 kW (116 PS)	626	05/91-11/92	01-52705-03 8AU8-10-271 	02-52705-03 			61-52705-00 FE1H-10-271 B 87,5 Ø 		71-52681-00 F201-10-235 D 	12-54023-02 B630-10-155 (12x)  70-54023-00 B630-10-155 	71-52688-00  F201-13-111  71-52444-00  F801-13-460 A 	71-52272-00 F801-10-431 	81-53243-00  F801-10-602 34x48 A SL RD MVQ  81-53341-10  F285-11-399 90x110 A SL LD FPM  81-53243-00  F801-10-602 34x48 A SL RD MVQ 









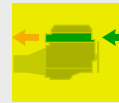




































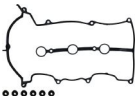

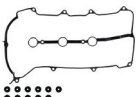












MAZDA															
Ltr.															
2,2	F2	85-94 kW (115-128 PS)	626 626 12V 929 12V	11/87-11/96	01-52705-02 8AGB-10-271 B  01-52705-03 8AUG-10-271 	02-52705-02 8AG3-10-235 A  02-52705-03 			61-52705-00 FE1H-10-271 B 87,5 Ø 		71-52681-00 F201-10-235 D 	12-54023-02 B630-10-155 (12x)  70-54023-00 B630-10-155 	71-52688-00  F201-13-111  71-52678-00  F201-13-460 B  71-52444-00  F801-13-460 A 	71-52272-00 F801-10-431 	81-53243-00  F801-10-602 34x48 A SL RD MVQ  81-53341-10  F285-11-399 90x110 A SL LD FPM  81-53243-00  F801-10-602 34x48 A SL RD MVQ 
2,2	F2 F2E F2-EGI F21	85-100 kW (115-136 PS)	626 12V 929 929 12V	05/87-07/90	01-52705-02 8AGB-10-271 B 	02-52705-02 8AG3-10-235 A 			61-52705-00 FE1H-10-271 B 87,5 Ø 		71-52681-00 F201-10-235 D 	12-54023-02 B630-10-155 (12x)  70-54023-00 B630-10-155 	71-52688-00  F201-13-111  71-52678-00  F201-13-460 B 	71-52272-00 F801-10-431 	81-53243-00  F801-10-602 34x48 A SL RD MVQ  81-53341-10  F285-11-399 90x110 A SL LD FPM  81-53243-00  F801-10-602 34x48 A SL RD MVQ 









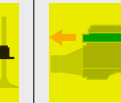













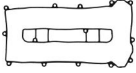
































MAZDA															
Ltr.															
2,2	F2G	85 kW (115 PS)			01-52705-02 8AGB-10-271 B 1 01/88→ 1 12/90 	02-52705-02 8AG3-10-235 A 1 01/88→ 1 12/90 			61-52705-00 FE1H-10-271 B 87,5 Ø 		71-52681-00 F201-10-235 D 	12-54023-02 B630-10-155 (12x) 	71-52688-00  F201-13-111  71-52678-00  F201-13-460 B 1 12/90 	71-52272-00 F801-10-431 	81-53243-00  F801-10-602 34x48 A SL RD MVQ  81-53341-10  F285-11-399 90x110 A SL LD FPM  81-53243-00  F801-10-602 34x48 A SL RD MVQ 
2,2	F2T	100-108 kW (136-147 PS)	MX-6 626 T	10/87-12/92					61-52705-00 FE1H-10-271 B 87,5 Ø 		71-52681-00 F201-10-235 D 				81-53243-00  F801-10-602 34x48 A SL RD MVQ  81-53243-00  F801-10-602 34x48 A SL RD MVQ 
2,2	P4-AT	88-115 kW (120-156 PS)	BT-50	11/11		02-42374-02 	08-35536-03 		61-43175-00 U207-10-271 1,1 mm MLS  61-43175-10 U209-10-271 1,15 mm MLS  61-43175-20 U211-10-271 1,2 mm MLS 	14-32341-01 U202-10-136 (8X) 	71-42374-00 U205-10-2D5 	12-35549-01 U202-10-155 (16x) 	71-35539-00  U2Y0-13-111  71-33894-00  U202-13-460 	15-35536-01 U222-10-431A  70-31414-10 	81-90014-00  U202-10-602 50x90 PTFE  81-90013-00  U202-11-312 PTFE 









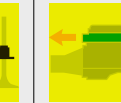












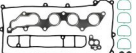




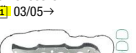




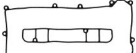




























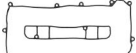



















MAZDA															
Ltr.															
2,2	R2 R203 R207 R21N R281 R290	46-52 kW (63-71 PS)		 01/84-07/04	 01-52440-03 RF01-99-100	 02-52440-03 R202-99-101			 61-52440-10 R2B6-10-271 B 87,5 Ø MLS		 71-52291-00 RF01-10-235	 12-52722-01 RF01-10-F155F (8x)	 71-52438-00  RF01-13-111 71-52439-00  RF01-13-462	 71-52272-00 F801-10-431	 81-53243-00  F801-10-602 34x48 A SL RD MVQ 81-53342-00  90x110 A SL LD NBR 81-53228-00  B630-10-602 30x44 A SL RD NBR
2,2	R2AA R2BF	92-136 kW (125-185 PS)	3 3 CD 6	08/08-09/14	 01-10025-01 8LE4-10-271		 04-10231-01 	 61-10025-00 R2AA-10-271C 87 Ø MLS	 14-10172-01 R2AA-10-135 (10X)	 71-10151-00 R2AA-10-235	 12-52829-06 KL02-10-155 (16x) 70-54282-00 KL02-10-155 16x	 71-10152-00  R2AA-13-111 71-10153-00  R2AA-13-460	 70-31414-10 	 81-10383-00  R2AA-10-602 59x70,5 A SL RD FPM 81-53341-10  F285-11-399 90x110 A SL LD FPM	
2,2	R2AA	120-136 kW (163-185 PS)	CX-7	07/09-03/13	 01-10025-01 8LE4-10-271			 61-10025-00 R2AA-10-271C 87 Ø MLS	 14-10172-01 R2AA-10-135 (10X)	 71-10151-00 R2AA-10-235	 12-52829-06 KL02-10-155 (16x) 70-54282-00 KL02-10-155 16x	 71-10152-00  R2AA-13-111 71-10153-00  R2AA-13-460	 70-31414-10 	 81-10383-00  R2AA-10-602 59x70,5 A SL RD FPM 81-53341-10  F285-11-399 90x110 A SL LD FPM	









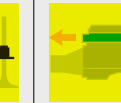






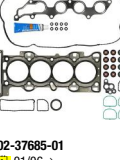



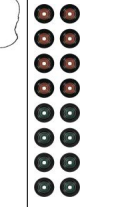
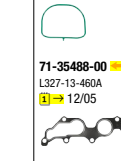









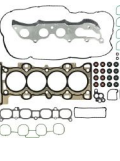







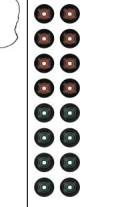























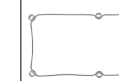


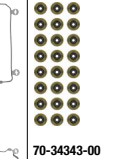








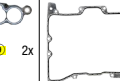




MAZDA															
Ltr.															
2,2	R5A2	60 kW (82 PS)	B-SERIE	02/99-11/06											 81-53243-00 K↔ F801-10-602 34x48 A SL RD MVQ
															 81-53342-00 K↔ 90x110 A SL LD NBR
															 81-53243-00 N↔ F801-10-602 34x48 A SL RD MVQ
															
2,2	SH-VPTR SH-VPTS SHY4 SHY6	110-147 kW (150-200 PS)	CX-5 CX-8 3 3 D 6 6 D	04/12	01-10026-01 8LK1-10-271B 				61-10026-00 SH01-10-271E 85 0 MLS 	14-10174-01 SH01-10-135 (10X) 	71-10161-00 SH01-10-235 	12-10162-02 SH01-10-155 (8X) +SH09-10-1F5 (8X)  70-10162-00 SH01-10-155  70-12117-00 SH09-10-1F5 	71-10164-00  SH01-13-111 71-10414-00  PE17-13-460 	70-31414-10 	81-10385-00 K↔ SH01-10-602 51,5x64 A SL RD FPM 81-10386-00 K↔ SH01-11-312 90x110 A SL LD FPM 























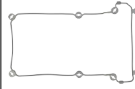















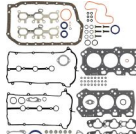



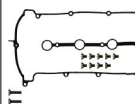
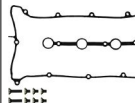












MAZDA															
Ltr.															
2.2	SHY1	110-129 kW (150-175 PS)	CX-5	6	04/12										
					01-10026-01 8LK1-10-271B 				61-10026-00 SH01-10-271E 85 Ø MLS 	14-10174-01 SH01-10-135 (10X) 	71-10161-00 SH01-10-235 	12-10162-01 SH01-10-155 (8X) +SH01-10-1F5 (8X)         70-10162-00 SH01-10-155  70-10163-00 SH01-10-1F5 	71-10164-00  SH01-13-111  71-10414-00  PE17-13-460 	70-31414-10 	81-10385-00  SH01-10-602 51,5x64 A SL RD FPM  81-10386-00  SH01-11-312 90x110 A SL LD FPM 
2.2	SHY8	110 kW (150 PS)		6	10/12										
					01-10026-02 8SH1-10-271A  03/18→ 				61-10026-00 SH01-10-271E 85 Ø MLS 	14-10174-01 SH01-10-135 (10X) 	71-10161-00 SH01-10-235 	12-10162-02 SH01-10-155 (8X) +SH09-10-1F5 (8X)         70-10162-00 SH01-10-155  70-12117-00 SH09-10-1F5 	71-10164-00  SH01-13-111  71-19034-00  SH18-13-460A  03/18→ 	70-31414-10 	81-10385-00  SH01-10-602 51,5x64 A SL RD FPM  81-10386-00  SH01-11-312 90x110 A SL LD FPM 


















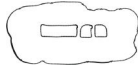

















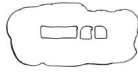




























MAZDA														
Ltr.											 8x	 SH18-13-460A		 SH01-10-602 51,5x64 A SL RD FPM  SH01-11-312 90x110 A SL LD FPM 
2,2	SHY8	135-140 kW (184-190 PS)	CX-5 6	03/18	01-10026-02 8SH1-10-271A			61-10026-00 SH01-10-271E 85 Ø MLS 	14-10174-01 SH01-10-135 (10X) 	71-10161-00 SH01-10-235 	12-10162-02 SH01-10-155 (8X) +SH09-10-1F5 (8X)  70-10162-00 SH01-10-155  70-12117-00 SH09-10-1F5 	71-10164-00  SH01-13-111  71-19034-00  SH18-13-460A 	70-31414-10 	81-10385-00  SH01-10-602 51,5x64 A SL RD FPM  81-10386-00  SH01-11-312 90x110 A SL LD FPM 
2,3	KJ-ZEM	155 kW (211 PS)	XEDOS V6	02/95-01/00	01-54150-01 BOK3-10-271 			61-54150-00  KJ01-10-271 81,5 Ø MLS  61-54155-00  KJ01-10-272 81,5 Ø MLS 		15-54228-01  KJ01-10-235 +FS01-10-237A (11x)  15-54229-01  KJ01-10-2D5 +FS01-10-237A (11x) 	12-52829-05 KL01-10-155 (12x) +KL02-10-155 (12x) 	71-54227-00  KJ01-13-111  71-52854-00  KL68-13-460 	70-31414-10 	81-53277-00  FS01-10-602 42,5x54,5 A SL RD MVQ  81-53314-00  KL01-11-312 75x93 A SL LD MVQ  81-53228-00  B630-10-602 30x44 A SL RD NBR 








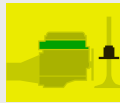









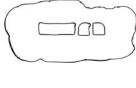










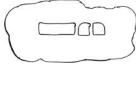




























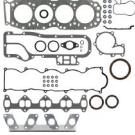
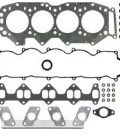
















MAZDA															
Ltr.															
2,3	L3 L3-VE L3X L333	104-131 kW (141-178 PS)	MPV PREMACY TRIBUTE 5 6	07/02	01-35435-01 8LG1-10-271 	02-35435-01   02-35435-02  			61-35435-00 L309-10-271 89 Ø MLS 	14-32207-01 PEDD-10-135 (10x) 	15-35538-01  LF01-10-230  15-36563-01  LF14-10-230 	12-35546-01 L807-10-155 (8x) +LF01-10-1F5 (8x)  70-35544-00 LF01-10-1F5  70-35546-00 L807-10-155 	71-35537-00  LF01-13-111  71-35488-00  L327-13-460A 	70-31414-10 	81-35551-00  LF01-10-602 37x50 A SL RD PTFE  81-90012-00  LF01-11-310 PTFE 
2,3	L3C1 L3-V	114-120 kW (155-163 PS)	3 5 6	03/05-12/10	01-37685-01 	02-37685-01 			61-37685-00 L3G2-10-271A MLS 	14-32207-01 PEDD-10-135 (10x) 	15-36563-01  LF14-10-230 	12-35546-01 L807-10-155 (8x) +LF01-10-1F5 (8x)  70-35544-00 LF01-10-1F5  70-35546-00 L807-10-155 	71-35537-00  LF01-13-111  71-39471-00  LFD7-13-460A 	70-31414-10 	81-35551-00  LF01-10-602 37x50 A SL RD PTFE  81-90012-00  LF01-11-310 PTFE 
















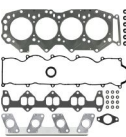



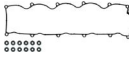










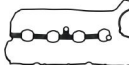






MAZDA															
Ltr.															
2,3	L3C1	119-122 kW (162-166 PS)	6	01/02-02/08	01-35435-01 8L61-10-271    01-37685-01   	02-35435-01    02-35435-02   02-37685-01  			61-35435-00 L309-10-271 89 Ø MLS  61-37685-00 L362-10-271A MLS 	14-32207-01 PEDD-10-135 (10x) 	15-35538-01  LF01-10-230  15-36563-01  LF14-10-230 	12-35546-01 L807-10-155 (8x) +LF01-10-1F5 (8x)         70-35544-00 LF01-10-1F5  70-35546-00 L807-10-155  	71-35537-00  LF01-13-111  71-35488-00  L327-13-460A  71-39471-00  LFD7-13-460A 	70-31414-10 	81-35551-00  LF01-10-602 37x50 A SL RD PTFE  81-90012-00  LF01-11-310 PTFE 
2,3	L3KG L3K7 L3M6 L3N9 L3-VDT L3YH L3Y7	175-196 kW (238-267 PS)	CX-7 3 6	01/04	01-54160-01 8LAB-10-271   				61-54160-00 L3K9-10-271C 89 Ø MLS 		15-54231-01 L3K9-10-230 	12-54247-01 L3K9-10-155A (8x) +L3K9-10-1F5A (8x)          	71-54244-00  L3K9-13-111  71-54243-00  L3K9-13-460 	70-31414-10 	81-53254-00  L3G6-10-602 37x50 A SL RD MVQ  81-90012-00  LF01-11-310 PTFE 













































MAZDA															
Ltr.															
2,3	L3-V	117-119 kW (159-162 PS)	3 5	09/03-12/06	01-35435-01 8L61-10-271  ⇒ 12/05  01-37685-01  01/06→ 	02-35435-02  ⇒ 12/05  02-37685-01  01/06→ 			61-35435-00 L309-10-271 89 Ø MLS  ⇒ 12/05  61-37685-00 L362-10-271A MLS  01/06→ 	14-32207-01 PEDD-10-135 (10x) 	15-36563-01  LF14-10-230 	12-35546-01 L807-10-155 (8x) +LF01-10-1F5 (8x)  70-35544-00 LF01-10-1F5  70-35546-00 L807-10-155 	71-35537-00  4x LF01-13-111  71-35488-00  L327-13-460A  ⇒ 12/05  71-39471-00  LFD7-13-460A  01/06→ 	70-31414-10 	81-35551-00  LF01-10-602 37x50 A SL RD PTFE  81-90012-00  LF01-11-310 PTFE 
2,5	GY-DE	125 kW (170 PS)	MPV MPV V6	09/99-03/02		02-35130-01 	08-34338-01 AJ03-10-SHD 		61-35125-00  GY01-10-272A 83 Ø MLS  61-35130-00  GY01-10-271 83 Ø MLS 	14-32171-01 GY01-10-135A (16x) 	71-35191-00  GY01-10-235  71-35192-00  GY01-10-2D5 	12-34343-01 GY01-10-155 (24x)  70-34343-00 GY01-10-155 	71-34311-00  2x GY01-13-111  71-34312-00   GY01-13-135  71-34307-00  2x GY01-13-460A 	71-34338-00 AJ04-10-431A 	81-34314-00  AJ03-10-602A 47,6x63,5 AB SL RD ACM  81-34318-00  AJ03-11-312A 91x108 AB LD NBR 


















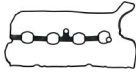










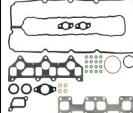


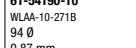

















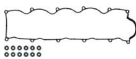






MAZDA															
Ltr.															
2,5	GY1	129 kW (175 PS)	MPV	08/99-06/02		<div>02-35130-01 </div> <div>02-35140-01 </div>	<div>08-34338-01 </div>		<div>61-35125-00 L </div> <div>61-35130-00 R </div> <div>61-35135-00 L </div> <div>61-35140-00 R </div>	<div>14-32171-01 </div>	<div>71-35191-00 R </div> <div>71-35192-00 L </div>	<div>12-34343-01 </div> <div>70-34343-00 </div>	<div>71-34311-00  2x </div> <div>71-34312-00   2x </div> <div>71-34307-00  2x </div>	<div>71-34338-00 </div>	<div>81-34314-00  </div> <div>81-34318-00  </div>
2,5	KL KL-ZE	120-147 kW (163-200 PS)	MX-6 MX-6 V6 XEDOS V6 XEDOS 9 626 626 V6	01/92-10/02	<div>01-53070-01 </div>	<div>02-53070-01 </div>			<div>61-53070-00 R </div> <div>61-53075-00 L </div>		<div>15-52852-01 R </div> <div>15-52853-01 L </div>	<div>12-52829-05 </div>	<div>71-52856-00  2x </div> <div>71-52854-00  2x </div>	<div>70-31414-10 </div>	<div>81-53277-00  </div> <div>81-53314-00  </div> <div>81-53228-00  2x </div>









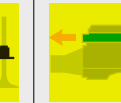


































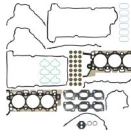
















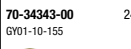













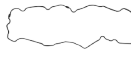







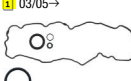







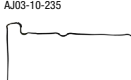







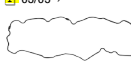




MAZDA															
Ltr.															
2,5	L5-VE	117-125 kW (159-170 PS)	CX-7 5 6	08/07	01-54165-01 8LGE-10-271 				61-54165-00 L504-10-271 90,5 Ø MLS 	14-32207-01 PEDD-10-135 (10x) 	15-36563-01 LF14-10-230 	12-35546-01 L807-10-155 (8x) +LF01-10-1F5 (8x) 	71-54251-00  L505-13-111  71-39471-00  LFD7-13-460A 	70-31414-10 	81-53254-00  L366-10-602 37x50 A SL RD MVQ  81-90012-00  LF01-11-310 PTFE 
2,5	L5-VE	122 kW (166 PS)	3	03/09-09/14	01-54165-01 8LGE-10-271  01-54165-02 8LC2-10-271   01-54165-02 8LC2-10-271  10/10→ 				61-54165-00 L504-10-271 90,5 Ø MLS 	14-32207-01 PEDD-10-135 (10x) 	15-36563-01 LF14-10-230 	12-35546-01 L807-10-155 (8x) +LF01-10-1F5 (8x) 	71-54251-00  L505-13-111  71-39471-00  LFD7-13-460A  09/10  71-54233-00  L572-13-460  10/10→ 	70-31414-10 	81-53254-00  L366-10-602 37x50 A SL RD MVQ  81-90012-00  LF01-11-310 PTFE 
2,5	L5-VE	125 kW (170 PS)	3	01/12-12/13	01-54165-02 8LC2-10-271 				61-54165-00 L504-10-271 90,5 Ø MLS 	14-32207-01 PEDD-10-135 (10x) 	15-36563-01 LF14-10-230 	12-35546-01 L807-10-155 (8x) +LF01-10-1F5 (8x) 	71-54251-00  L505-13-111  71-54233-00  L572-13-460 	70-31414-10 	81-53254-00  L366-10-602 37x50 A SL RD MVQ  81-90012-00  LF01-11-310 PTFE 














































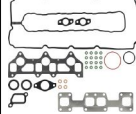






















MAZDA															
Ltr. 															
2,5 L5-X	125 kW (170 PS)	3	01/10-12/13		01-54165-01 8LGE-10-271  ⇒ 09/10  01-54165-02 8LCE-10-271  ⇒ 10/10→ 				61-54165-00 L504-10-271 90,5 Ø MLS 	14-32207-01 PEDD-10-135 (10x) 	15-36563-01 LF14-10-230 	12-35546-01 L807-10-155 (8x) +LF01-10-1F5 (8x)  70-35544-00 LF01-10-1F5 8x  70-35546-00 L807-10-155 8x 	71-54251-00  4x L505-13-111  71-39471-00  LFD7-13-460A  ⇒ 09/10  71-54233-00  L572-13-460  ⇒ 10/10→ 	70-31414-10 	81-53254-00  L366-10-602 37x50 A SL RD MVQ  81-90012-00  LF01-11-310 PTFE 
2,5 L5-Y3	120-123 kW (163-167 PS)	BT-50 3	09/09						61-43185-00 1D00-10-271 91 Ø MLS 		15-10038-01 	12-35546-01 L807-10-155 (8x) +LF01-10-1F5 (8x)  70-35544-00 LF01-10-1F5 8x  70-35546-00 L807-10-155 8x 	71-42372-00  4x L505-13-111  71-11021-00  	70-31414-10 	81-42449-00  37x50 A SL RD FPM 
2,5 MD25NA WL WLE7 WLE9 WLF5 WL-T WL31	57-92 kW (77-125 PS)	B-SERIE B-SERIE D	02/92		01-53065-01 BASX-10-271 	02-53065-01 			61-53065-00 WL01-10-271B 94,5 Ø MLS 	14-32211-02 WL51-10-135B (10x) +WL51-10-136B (8x) 	15-52993-01 WL01-10-235 	12-52992-01 WL01-10-155 (12x)  70-52992-00 WL01-10-155 12x 	71-52994-00  4x WL51-13-111  71-52996-00  WL51-13-460A 	70-31414-10 	81-53461-00  VS01-10-602 53x70 A SL RD  81-53462-00  G601-11-399 90x110 A SL LD MVQ  81-53459-00  RF03-12-603A 32x46 A SL LD MVQ 












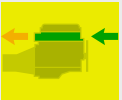








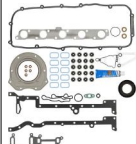


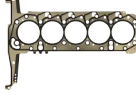





















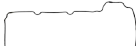








MAZDA															
Ltr.															
2,5	MD25Ti WL84	80 kW (109 PS)	B-SERIE TD	05/96-11/06	<div><div>01-53065-01</div><div>8ASX-10-271</div><div></div></div>	<div><div>02-53065-01</div><div></div></div>		<div><div>04-10176-01</div><div></div></div>	<div><div>61-53065-00</div><div>WL01-10-271B 94,5 Ø MLS</div><div></div></div>	<div><div>14-32211-02</div><div>WL51-10-135B (10x) +WL51-10-136B (8x)</div><div></div></div>	<div><div>15-52993-01</div><div>WL01-10-235</div><div></div></div>	<div><div>12-52992-01</div><div>WL01-10-155 (12x)</div><div></div><div>70-52992-00 WL01-10-155</div><div>12x</div></div>	<div><div>71-52994-00</div><div>WL51-13-111</div><div></div><div>71-52996-00 WL51-13-460A</div><div></div></div>	<div><div>70-31414-10</div><div></div></div>	<div><div>81-53461-00</div><div>K↔</div><div>VS01-10-602 53x70 A SL RD</div><div></div><div>81-53462-00</div><div>K↔</div><div>G601-11-399 90x110 A SL LD MVQ</div><div></div><div>81-53459-00</div><div>N↔</div><div>RF03-12-603A 32x46 A SL LD MVQ</div><div></div></div>
2,5	PY-VPS PYY1 PYY3 PY-Y8 PY-ZA	135-143 kW (184-194 PS)	CX-5 CX-8 3 6	12/12	<div><div>01-10175-01</div><div>8LGN-10-271B</div><div></div></div>				<div><div>61-10175-00</div><div>PY01-10-271 90,5 Ø MLS</div><div></div></div>	<div><div>14-32207-01</div><div>PED0-10-135 (10x)</div><div></div></div>	<div><div>71-12118-00</div><div>PY01-10-235</div><div></div></div>	<div><div>12-10138-01</div><div>PE01-10-155 (8x) +PE01-10-1F5 (8x)</div><div></div><div>70-10138-00 PE01-10-155</div><div>8x</div><div>70-10139-00 PE01-10-1F5</div><div>8x</div></div>	<div><div>71-12114-00</div><div>K↔</div><div>PY01-13-111</div><div></div><div>71-12066-00 PY01-13-460</div><div></div></div>	<div><div>70-31414-10</div><div></div></div>	<div><div>81-10380-00</div><div>K↔</div><div>PE01-10-602 43x56 A SL RD FPM</div><div></div><div>81-10474-00</div><div>K↔</div><div>SS50-11-312B 88x105 A SL LD FPM</div><div></div></div>

MAZDA																	
Ltr.																	
2,5	PY-VPTS PYZ4	169-191 kW (230-260 PS)	CX-5 CX-9 T D 6 6 T	06/16	01-10868-01 8PY1-10-271B				61-10868-00 PY8W-10-271A 90,5 Ø MLS 	14-12062-01 S550-10-135 (10x) 	71-19266-00 PY8W-10-235	12-10162-02 SH01-10-155 (8X) +SH09-10-1F5 (8X)  70-10162-00 SH01-10-155  70-12117-00 SH09-10-1F5 	8x 8x	71-12114-00  PY01-13-111  71-19281-00  PY8V-13-460A 	4x	70-31414-10 	81-10380-00  PE01-10-602 43x56 A SL RD FPM  81-10386-00  SH01-11-312 90x110 A SL LD FPM 
2,5	PYZC	139-143 kW (189-194 PS)	CX-30 CX-5 3 6	05/17	01-10175-03 8PY3-10-271A 				61-10175-00 PY01-10-271 90,5 Ø MLS 	14-32207-01 PEDD-10-135 (10x) 	71-19267-00 PYFA-10-235 	12-10138-01 PE01-10-155 (8X) +PE01-10-1F5 (8X)  70-10138-00 PE01-10-155  70-10139-00 PE01-10-1F5 	8x 8x	71-12114-00  PY01-13-111  71-12066-00  PY01-13-460 	4x	70-31414-10 	81-10380-00  PE01-10-602 43x56 A SL RD FPM  81-10474-00  S550-11-312B 88x105 A SL LD FPM 

MAZDA															
Ltr.												 70-10138-00 PE01-10-155 8x  70-10139-00 PE01-10-1F5 8x 	 71-12066-00 PY01-13-460 		 81-10474-00 SS50-11-312B 88x105 A SL LD FPM 
2,5	PYZ8	139-143 kW (189-194 PS)	CX-5 3 6	05/17	01-10175-02 8PY2-10-271A				61-10175-00 PY01-10-271 90,5 Ø MLS	14-32207-01 PEDD-10-135 (10x)	71-12118-00 PY01-10-235	12-10138-01 PE01-10-155 (8x) +PE01-10-1F5 (8x)	71-12114-00  4x PY01-13-111	70-31414-10	81-10380-00  PE01-10-602 43x56 A SL RD FPM
2,5	WLAA	105 kW (143 PS)	BT-50	08/06-12/15		02-42284-01 	08-42296-01 		61-54190-00 WLAA-10-273B 94 Ø 0,82 mm MLS  61-54190-10 WLAA-10-271B 94 Ø 0,87 mm MLS  61-54190-20 WLAA-10-272B 94 Ø 0,92 mm MLS 	14-32370-01 WL51-10-135B (10x) +WL51-10-136B (4x) +WL51-10-137A (4x) 	71-54286-00 WE01-10-235 	12-52829-06 KL02-10-155 (16x)  70-54282-00 KL02-10-155 16x 	71-54287-00  4x WE01-13-111  71-54288-00  WE01-13-460 	70-31414-10 	81-54283-00  WE01-10-602 60,5x77,3 A SL RD FPM  81-54284-00  WL51-11-399 90x110 A SL LD FPM  81-53459-00  2x RF03-12-603A 32x46 A SL LD MVQ 
2,5	WL11	85 kW (115 PS)	MPV TD	05/96-09/99					61-53065-00 WL01-10-271B 94,5 Ø MLS 		15-52993-01 WL01-10-235 	12-52992-01 WL01-10-155 (12x)  70-52992-00 WL01-10-155 12x 	71-52994-00  WL51-13-111 		81-53462-00  G601-11-399 90x110 A SL LD MVQ 

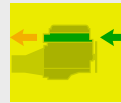
MAZDA															
Ltr.															
2,6	G54B G6 4G54	73-92 kW (99-125 PS)	B-SERIE	09/86-05/99	01-52485-01 AM22-10-9Y0 	02-52485-01 			61-52485-00 AM21-10-271A 93 Ø 		15-52236-01 	12-52906-01 AM01-10-155 (8x)  70-52906-00 AM01-10-155 	71-52464-00  AM01-13-111A  71-52482-00  AM01-13-460 	71-52462-00 AM01-10-431 	81-53322-10  AM01-11-399 80x96 A SL LD FPM 
2,6	G6 (12V) G6Y0	90-115 kW (122-156 PS)	B-SERIE BT-50	01/90	01-52930-01 BAL1-10-271 	02-52930-01 BAL1-10-235 			61-52930-00 G601-10-271 93,5 Ø 		15-52888-01 G601-10-235 +G601-10-231 (2x) 	12-54023-02 B630-10-155 (12x)  70-54023-00 B630-10-155 	71-52878-00  G601-13-111A  71-52879-00  G601-13-460  71-52892-00  	70-31414-10  71-52872-00 G601-10-431 	81-53342-00  90x110 A SL LD NBR 
3,0	AJ AJ03	145-149 kW (197-203 PS)	TRIBUTE TRIBUTE V6	03/00-05/08		02-36875-02 AJ03-10-SF0  12/03  02-36875-05  01/04→ 	08-34338-01 AJ03-10-SH0  02/05  08-38094-01  03/05→ 		61-36875-00  AJ03-10-271 MLS  61-36880-00  AJ03-10-272 MLS 	14-32171-01 GY01-10-135A (16x) 	71-38096-00  AJ03-10-205  71-38097-00  AJ03-10-235 	12-34343-01 GY01-10-155 (24x)  70-34343-00 GY01-10-155 	71-38103-00  AJ03-13-111B  71-38102-00  AJ03-13-135  12/03  71-10043-00  AJ04-13-135  01/04→  71-34307-00  GY01-13-460A 	71-34338-00 AJ04-10-431A  02/05  71-38094-00 ZZC1-10-431  03/05→ 	81-34314-00  AJ03-10-602A 47,6x63,5 AB SL RD ACM  81-34318-00  AJ03-11-312A 91x108 AB LD NBR 
3,0	AJ	147-152 kW (200-207 PS)	MPV	01/02-12/06			08-34338-01 AJ03-10-SH0  02/05  08-38094-01  03/05→ 		61-36875-00  AJ03-10-271 MLS  61-36880-00  AJ03-10-272 MLS 		71-38096-00  AJ03-10-205  71-38097-00  AJ03-10-235 	12-34343-01 GY01-10-155 (24x)  70-34343-00 GY01-10-155 	71-34307-00  GY01-13-460A 	71-34338-00 AJ04-10-431A  02/05  71-38094-00 ZZC1-10-431  03/05→ 	81-34314-00  AJ03-10-602A 47,6x63,5 AB SL RD ACM  81-34318-00  AJ03-11-312A 91x108 AB LD NBR 


MAZDA														
Ltr.														
3,0	AJ	149-152 kW (203-207 PS)	TRIBUTE TRIBUTE V6	04/04-05/08			 02-36875-05 AJ03-10-SH0 11→ 02/05	 61-36875-00 R AJ03-10-271 MLS	 14-32171-01 GY01-10-135A (16x)	 71-38096-00 L AJ03-10-205	 12-34343-01 GY01-10-155 (24x)	 71-38103-00  6x AJ03-13-111B	 71-34338-00 AJ04-10-431A 11→ 02/05	 81-34314-00  AJ03-10-602A 47,6x63,5 AB SL RD ACM
							 08-38094-01 11 03/05→	 61-36880-00 L AJ03-10-272 MLS		 71-38097-00 R AJ03-10-235	 70-34343-00 GY01-10-155	 71-34307-00 24x GY01-13-460A	 71-38094-00 ZZ01-10-431 11 03/05→	 81-34318-00  AJ03-11-312A 91x108 AB LD NBR
3,0	HA	50-66 kW (68-90 PS)			 01-52445-01 SE45-99-100			 61-52445-00 SE01-10-271 99,6 Ø		 71-52441-00 SE01-10-235	 12-53027-01	 71-52443-00 4x SE01-13-461	 10-52442-01 SE01-99-104	 81-53361-00  51x70 A SL RD MVQ
													 81-53362-00  102x125 A SL OD MVQ	
3,0	WEAT	115 kW (156 PS)	BT-50 BT-50 CDVI	10/06		 02-42284-01	 08-42296-01	 61-54195-00 WE01-10-273B 97 Ø 0,95 mm MLS	 14-32370-01 WL51-10-135B (10x) +WL51-10-136B (4x) +WL51-10-137A (4x)	 71-54286-00 WE01-10-235	 12-52829-06 KL02-10-155 (16x)	 71-54287-00  WE01-13-111	 70-31414-10	 81-54283-00  WE01-10-602 60,5x77,3 A SL RD FPM
								 61-54195-10 WE01-10-271B 97 Ø 1 mm MLS			 70-54282-00 KL02-10-155	 71-54288-00  WE01-13-460		 81-54284-00  WL51-11-399 90x110 A SL LD FPM
								 61-54195-20 WE01-10-272B 97 Ø 1,05 mm MLS						 81-53459-00  2x RF03-12-603A 32x46 A SL LD MVQ


MAZDA																
Ltr.																
3,0	4JJ3-TCX	140 kW (190 PS)	BT-50	07/20					<div>61-11254-00 96,5 Ø 1,14 mm MLS</div> <div>1</div>	<div>14-32006-01</div> <div></div>		<div>12-54047-01</div> <div></div> <div>16x</div>	<div>71-54031-00</div> <div></div> <div>71-54029-00</div> <div></div>	<div>70-31414-10</div> <div></div>	<div>81-53077-00</div> <div>95x118 A SL LD FPM</div> <div></div>	
3,2	P5-AT	145-163 kW (197-222 PS)	BT-50	11/11	<div>01-42418-01</div> <div></div>	<div>02-42418-01</div> <div></div>		<div>04-10379-01</div> <div></div>	<div>61-43180-00</div> <div>UH02-10-271 91 Ø 1,1 mm MLS</div> <div>1</div> <div>61-43180-10</div> <div>UH04-10-271 91 Ø 1,15 mm MLS</div> <div>2</div> <div>61-43180-20</div> <div>UH06-10-271 91 Ø 1,2 mm MLS</div> <div>3</div> <div></div>	<div>14-32204-02</div> <div>UH02-10-135 (12X) +U202-10-136 (10X)</div> <div></div>	<div>71-42418-00</div> <div>UH01-10-2D5</div> <div></div>	<div>12-35549-02</div> <div>U202-10-155 (20X)</div> <div></div> <div>20x</div> <div>70-35549-00</div> <div>U202-10-155</div> <div></div>	<div>71-35539-00</div> <div>U202-10-111</div> <div></div> <div>10x</div> <div>71-36868-00</div> <div>UH01-13-460</div> <div></div>	<div>15-40266-01</div> <div>UH02-10-431A</div> <div></div> <div>70-31414-10</div> <div></div>	<div>81-90014-00</div> <div>U202-10-602 50x90 PTFE</div> <div></div> <div>81-90013-00</div> <div>U202-11-312 PTFE</div> <div></div>	
3,5	CYC4	193 kW (263 PS)	CX-9	09/06							<div>71-54266-00</div> <div>CY01-10-235A</div> <div></div> <div>71-54267-00</div> <div>CY01-10-2D5</div> <div></div>	<div>12-54269-01</div> <div>CY01-10-155A (12X)</div> <div></div> <div>24x</div> <div>70-54269-00</div> <div>CY01-10-155A</div> <div></div>	<div>71-54268-00</div> <div>ZZJ1-13-111</div> <div></div> <div>6x</div> <div>71-54264-00</div> <div>CY01-13-460A</div> <div></div> <div>2x</div>	<div>70-31414-10</div> <div></div>	<div>81-54272-00</div> <div>CY01-10-602 48x63,4 A SL RD FPM/ACM</div> <div></div>	
3,7	CA CAY1 CAY5 CAY6	197-204 kW (268-277 PS)	CX-9 6	01/07					<div>61-54175-00</div> <div>CA01-10-271 MLS</div> <div></div> <div>61-54180-00</div> <div>CA01-10-272A MLS</div> <div></div>	<div>14-32373-01</div> <div>CY01-10-135 (8X)</div> <div></div> <div>2x</div>	<div>71-54266-00</div> <div>CY01-10-235A</div> <div></div> <div>71-54267-00</div> <div>CY01-10-2D5</div> <div></div>	<div>12-54269-01</div> <div>CY01-10-155A (12X)</div> <div></div> <div>24x</div> <div>70-54269-00</div> <div>CY01-10-155A</div> <div></div>	<div>71-54268-00</div> <div>ZZJ1-13-111</div> <div></div> <div>6x</div> <div>71-54264-00</div> <div>CY01-13-460A</div> <div></div> <div>2x</div>	<div>70-31414-10</div> <div></div>	<div>81-54272-00</div> <div>CY01-10-602 48x63,4 A SL RD FPM/ACM</div> <div></div> <div>81-54271-00</div> <div>CY01-11-312A 92x109 A SL LD FPM</div> <div></div>	


MAZDA


Ltr.  4,0 1V 99V 154 kW (209 PS) B-SERIE  11/05




61-11228-00  R
102,5 Ø
0,6 mm
MLS




61-11229-00  L
102,5 Ø
0,6 mm
MLS



12-21058-01




70-21058-00 12x



71-21055-00  2x



71-21085-00



Haftungsausschluss

(für Katalog)

Alle Angaben in unserem Katalog wurden von uns sorgfältig geprüft, sind jedoch unverbindlich. Ersatzansprüche wegen Katalogangaben werden von uns nicht anerkannt. Der Käufer ist selbst verpflichtet, zu prüfen, ob unsere Teile für seine Zwecke geeignet sind. In allen Zweifelsfällen sollte Rücksprache mit unserem technischen Kundendienst erfolgen **Tel. +49 731 7046 999**.

Technische Weiterentwicklungen oder Änderungen bleiben vorbehalten, soweit damit keine Nachteile für den Kunden verbunden sind.

Angaben, Namens- und Markenzeichen, Beschreibungen, Nummern von Fahrzeugnummern und Herstellerzeichen, Original-Ersatzteilnummern der Fahrzeug- und Motorenhersteller u. a. sind ausschließlich für interne Zwecke gedacht. Solche Kennzeichnungen dürfen Fahrzeugbesitzern gegenüber nicht verwendet werden.

Wir weisen ausdrücklich darauf hin, dass alle von uns gelieferten Teile von geschultem Fachpersonal einzubauen sind. Reinz haftet für Fehler in diesem Katalog nur, wenn diese für den Kunden nicht offenbar erkennbar sind sowie nur bei Vorsatz und grober Fahrlässigkeit von Reinz, eines Vertreters oder eines Erfüllungsgehilfen. Dieser Haftungsausschluss gilt nicht im Rahmen

des Anwendungsbereichs des Produkthaftungsgesetzes und nicht bei Verletzung von Körper, Leben und Gesundheit, sowie bei der Verletzung von sog. Kardinalpflichten. Darüber hinaus ist unsere Haftung für Schäden, insbesondere für Personen-, Sach- oder Vermögensschäden, die unmittelbar oder mittelbar im Zusammenhang mit der Nutzung dieses Kataloges auftreten, sowie für nicht voraussehbare Schäden ausgeschlossen.

Reinz ist Inhaber aller Schutzrechte an den in diesem Katalog gespeicherten Daten. Kopie, Nachdruck, ganze oder teilweise Übernahme der Inhalte und Vervielfältigung, auch auszugsweise, ist nur mit unserer vorheriger schriftlichen Zustimmung sowie mit unserem Urheberrechtsvermerk zulässig.

Für Bestellungen, welche ab dem Erscheinungsdatum eines neuen Katalogs getätigt werden, sind alleine die Angaben des neuen Katalogs maßgeblich. Auf Angaben im Vorkatalog kann bei Neubestellungen nicht mehr zurückgegriffen werden.

Sofern Sie noch Fragen haben, bitten wir Sie, sich mit uns in Verbindung zu setzen.

VictorReinz.com/AGB

Exclusion of Liability

(for catalog)

All details in our catalog have been thoroughly checked by us but are however not binding. Right to damages on account of catalog details will not be recognized. The purchaser is obliged to check if our parts are suitable for their use. In all doubtful cases, the purchaser should consult our technical customer service under **+49 731 7046 999**.

We reserve the right to further technical developments or changes as long as no disadvantage for the customer results.

Details, name and trademarks, descriptions, numbers from vehicle numbers and manufacturer symbols, original vehicle replacement part numbers and engine manufacturer etc. are solely for internal use. Such labels must not be used with vehicle owners.

We specifically point out that all parts supplied by us must be assembled by trained specialists.

Reinz is liable for mistakes in this catalog only when they are not clearly recognizable for the customer, as well as by intent or gross negligence on the part of Reinz, it's representative or vicarious agent. This exclusion of liability does not apply within the framework of the field of

application of the product liability laws and not by bodily harm, life and health, as well as by violation of cardinal duties. In addition, our liability for damages, especially personal, property or financial damages that occur directly or indirectly as a result of the use of this catalog, as well as non-foreseeable damages are excluded.

Reinz is the owner of all patent rights on the data stored in this catalog. Copies, reprints, whole or partial takeover of the contents and duplication even in excerpts are only permissible with our prior written approval, as well as with our copyright note.

For orders placed after the publication date of a new catalog, only the details in the new catalog are binding and no fall back to details in the previous catalog is possible.

In case you have further questions, do not hesitate to contact us.

VictorReinz.com/AGB

VictorReinz.com

reinz.info@dana.com

Technical Hotline +49 (0)731 7046-9 99

REINZ-Dichtungs-GmbH

Reinzstrasse 3-7
89233 Neu-Ulm
Germany
+49 (0)731 7046-0

VICTOR REINZ[®]

