

VICTOR REINZ®



**PEUGEOT
Q2 / 2024**



VictorReinz.com/online-catalog

Victor Reinz®

at a Glance



Online Catalog

VictorReinz.com/online-catalog



Newsletter

VictorReinz.com/EN/News/Newsletter.aspx?region



Youtube

www.youtube.com/user/VictorReinzSealingEN



Catalog News

VictorReinz.com/news



Technical Service Information

VictorReinz.com/tsi



Facebook

www.facebook.com/VictorReinzParts



Just seal it!

VictorReinz.com/jsi



Technical Datasheet

VictorReinz.com/jsi-datasheet



LinkedIn

www.linkedin.com/showcase/victor-reinz-emea



Safety Datasheet

VictorReinz.com/jsi-datasheet



Homepage

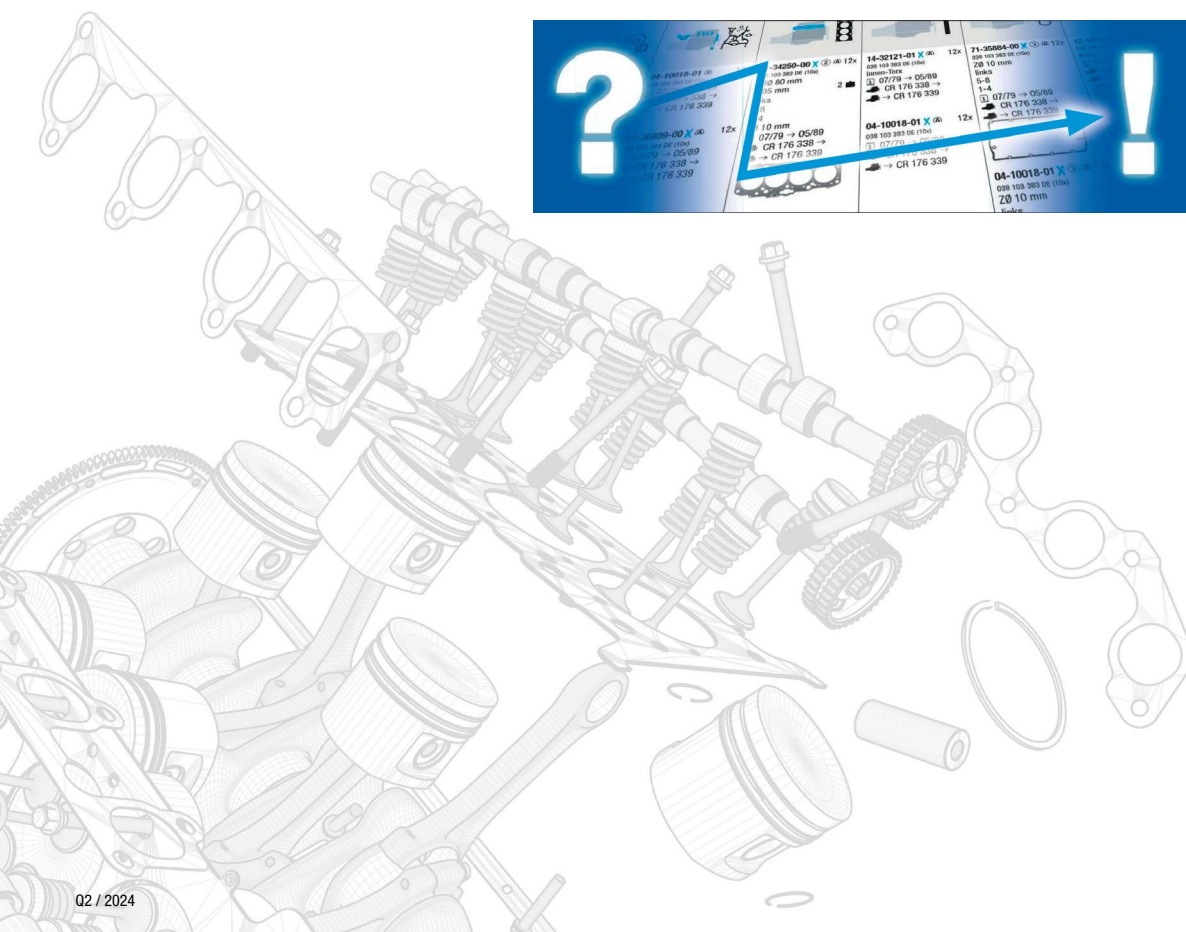
VictorReinz.com



VictorReinz.com/catalog-info




VictorReinz.com/catalog-how-to-use



PEUGEOT



0-9	5GB (EP6FADTXHPA)	30
1580 SPI (222A2)	5GB (EP6FADTXHPR)	30
161 (XUD7)	5GF (EP6FADTXD)	30
42 D	5GG (EP6FADTX)	30
4A92	5GL (EP6FDTMD)	42
4B11	5GM (EP6FDTX)	42
4HA (DW12RUE)	5GN (EP6FDR)	42
4HG (P22DTE)	5GP (EP6FDR)	42
4HG (PUMA C)	5GQ (EP6FADTXHPD)	30
4HH (DW12RUC)	5GR (EP6FDTX)	43
4HH (P22DTE)	5GT (EP6FDTX)	42
4HH (PUMA C)	5GV (EP6FDTM)	43
4HJ (DW12RUD)	5GX (EP6FDTMD)	42
4HJ (P22DTE)	5GY (EP6FDTM)	43
4HJ (PUMA C)	5GZ (EP6FDT)	43-44
4HK (DW12ME5)	6HZ (4N13)	57
4HK (DW12MTED4)	8140.23 (F28DTSE)	107
4HL (DW12C)	8140.43	107
4HN (DW12MTED4)	8140.43 (F28DT)	107
4HP (DW12BTED4)	8140.43N	108
4HR (DW12BTED4)	8140.43S	108
4HS (DW12BTED4)	8140.43S (F28DTCR)	108
4HU (P22DTE)	8140.63 (F28D)	108
4HV (P22DTE)	8140.67	105
4HW (DW12ATED4)	8FN (EP3C)	19
4HW (DW12TED4)	8FP (EP3C)	19
4HZ (DW12TED4)	8FR (EP3)	19
5FA (EP6CDT)	8FR (EP3C)	19
5FD (EP6DTS)	8FS (EP3)	19
5FE (EP6CDTM)	8HP (DV4C)	25
5FE (EP6CDTMD)	8HR (DV4C)	25
5FG (EP6CDTR)	8HS (DV4TED)	25
5FH (EP6C)	8HT (DV4TD)	25
5FK (EP6CB)	9HC (DV6C)	44
5FM (EP6CDTM)	9HD (DV6C UE6)	45
5FN (EP6CDT)	9HD (DV6C)	45
5FR (EP6DT)	9HD (DV6CTED)	45
5FS (EP6C M)	9HF (DV6DTE)	44
5FS (EP6C)	9HF (DV6DU)	44
5FT (EP6DT)	9HG (DV6C M)	45
5FU (EP6CDTX)	9HH (DV6DUM)	44
5FV (EP6CDT)	9HJ (DV6DTEDM)	44
5FW (EP6)	9HK (DV6ETEDM)	45
5FX (EP6DT)	9HL (DV6C)	46
5FY (EP6DTS)	9HM (DV6UC)	44



9HN (DV6ETED)	44
9HP (DV6DTE)	44
9HR (DV6C)	7
9HS (DV6TED4BU)	48
9HT (DV6BUTED4)	30
9HU (DV6UTED4)	31
9HV (DV6TED4)	30
9HV (DV6TED4B)	30
9HV (DV6TED4BU)	30
9HW (DV6BTED4)	49
9HX (DV6AUTED4)	30
A	
AHH (DW10FC)	69
AHJ (DW10FE)	69
AHK (DW10FE)	69
AHM (DW10FUE)	69
AHN (DW10FUD)	70
AHP (DW10FUC)	70
AHR (DW10FD)	69
AHS (DW10FD)	69
AHV (DW10FD)	69
AHW (DW10FC)	69
AHX (DW10FCD)	69
AHX (DW10FD)	69
AHY (DW10CE)	70
AHZ (DW10CD)	70
B	
BHS (DV6FDU)	29
BHV (DV6FDU)	29
BHW (DV6FE)	29
BHT (DV6FC)	29
BHX (DV6FCU)	29
BHY (DV6FD)	29
BHZ (DV6FC)	29
C	
CFA (384F)	6
CFB (1KR)	6
CRD93	100
CRD93L	100
CRD93LS	101



D	
D2H (XU92C)	60
D4D	7
D5A (XU92C)	60
D8A (XUD9TE)	61
DFV (XU9J2)	58
DGL (EP6FADTXDHPE)	30
DGX (EP6FADTXHPE)	30
DGY (EP6FADTXHPD)	30
DGZ (EP6FADTXHPD)	30
DGZ (EP6FADTXHPD)	30
DJ5 (T9A)	102
DJ5T (T8A)	103
DJ5TED (THX)	103
DJZ (XUD9)	58
DK5ATE (THY)	102
DT17BTED4 (UHZ)	105
DT17TED4	105
DT20C	109
DV4TD (8HX)	19
DV4TD (8HZ)	19
DV6ATED4 (9HX)	30
DV6BTED4 (9HT)	31
DV6TED4 (9HY)	30
DV6TED4 (9HZ)	30
DW10ATED (RHS)	71
DW10ATED (RHZ)	71
DW10ATED4 (RHM)	71
DW10ATED4 (RHT)	71
DW10ATED4 (RHW)	71
DW10BTED (RHX)	72
DW10BTED4 (RHR)	72
DW10CTED4 (RHH)	70
DW10TD (RHY)	71
DW10UTD (RHV)	73
DW10UTED4 (RHK)	73-74
DW12	93
DW12BTED4 (4HT)	94
DW12TED4 (4HX)	94
DW12UTED (4HY)	95
DW8 (WJZ)	59
DW8B (WJY)	59
E	
E1	9



EC5F	31
EGP (EP6FADTXM)	30
EGX (EP6FADTR)	32
EHS (DW10FDDU370)	69
EHT (DW10FDDU340)	69
EHY (DW10FCC)	69
EHZ (DW10FC)	74
EHZ (DW10FDCU)	69
EN 55	104
EP3	19
EP3C	19
EP6	32
EP6CDTX	32
ES9A (XFV)	109
ES9J4 (XFZ)	110
ES9J4S (XFX)	111
ET 70	104
ET3J4 (KFU)	20
EW10 (RFH)	75
EW10A (RFJ)	75
EW10D (RLZ)	75
EW10J4 (RFN)	76
EW10J4S (RFK)	76
EW12J4 (3FY)	95
EW12J4 (3FZ)	95
EW7A (6FY)	50
EW7J4 (6FZ)	50
F	
F1	14
F1AE0481T	98
F1CE0481D (F30DT)	112
F1CE0481D (F30DTE)	111
F1CE0481D (FG30DT)	111
F1CE3481E (F30DTE)	112
F1CE3481N (F30DTE)	112
FHY (F13DTE6)	16
FHZ (F13DTE5)	17
G	
G1A	17
GCR (EP6FADTX)	32
GFR (EP6FADTXD)	32
GGR (EP6FADTX)	32



H	
HDY (TU1M+)	9
HDZ (TU1M+)	10
HFX (TU1A)	10
HFY (TU1JP)	11
HMH (EB2FAD)	14
HMJ (EB2FAM)	14
HMM (EB2FAD)	14
HMP (EB2FB)	15
HMR (EB2FA)	14
HMT (EB2D)	15
HMX (EB2)	15
HMY (EB2M)	15
HMZ (EB2)	15
HMZ (EB2F)	15
HNE (EB2ADTD_B)	15
HNJ (EB2ADTXM)	15
HNK (EB2ADT)	15
HNK (EB2ADTD)	15
HNL (EB2ADTSM)	15
HNM (EB2ADTM)	15
HNN (EB2ADTX)	15
HNP (EB2ADT)	15
HNR (EB2ADTXM)	15
HNS (EB2ADTS)	15
HNT (EB2ADTS)	15
HNV (EB2DTM)	15
HNW (EB2DTSM)	15
HNX (EB2DTS)	15
HNZ (EB2DTS)	15
HNZ (EB2DT)	15-16
K	
KF5	51
KF6	51
KFT (TU3A)	20
KFT (TU3AE5)	21
KFW (TU3A)	21
KFZ (TU3FJ2/Z)	22
L	
L6A (XU7JP)	51
N	
N3	7



NFJ (EC5F)	31
NFP (EC5)	31, 33
NFP (EC5F)	31
NFR (TU5JP4B)	33
NFT (TU5JP)	34
R	
R6A (XU10J2)	80
RFM (EW10J4)	77
RFR (EW10J4)	76
RGX (XU10J2CTE)	77
RHA (DW10CTED4)	70
RHC (DW10CTED4)	70
RHD (DW10CB)	70
RHD (DW10CTED4)	70
RHE (DW10CTED4)	70
RHF (DW10BTED4)	78
RHL (DW10BTED4)	72
RHR (DW10CB)	70
RHV (DW10TD)	73
RHZ (DW10BTED)	79
RHZ (DW10BTED+)	73
RHZ (DW10CTED)	80
S	
SFY (4B12-MMC)	99
SFZ (4B12-MMC)	99
T	
T3	8
TU1 (H1B)	9, 11
TU1AE5	12
TU1JP (HFV)	11
TU1JP (HFZ)	11
TU1M (HDY)	9
TU1M (HDZ)	9, 11
TU24	18
TU2J2	17
TU32	23
TU3A (K1D)	23
TU3A (KFV)	23
TU3CP (KAV)	23
TU3JP (KFV)	21
TU3JP (KFW)	21
TU3JP (KFX)	21

PEUGEOT



TU3M (KDY)	23
TU3M (KDZ)	23
TU3MC (KDX)	23
TU3S (K2B)	23
TU5J2 (NFW)	34
TU5J2 (NFY)	34
TU5J4 (NFX)	35
TU5JP (NFZ)	34
TU5JP4 (N6A)	33
TU5JP4 (NFU)	35
TU9	8
TU9M (CDY)	8
TU9M (CDZ)	8
TUD3 (K9Y)	22
TUD5 (VJX)	26
TUD5 (VJY)	26

U

UHZ (DT17TED4)	105
----------------------	-----

V

VJZ (TUD5)	26
------------------	----

X

XB5	26
XB5P	26
XC5P	35
XC6	35
XC7P	36
XD2 (134)	98
XD2P94	99
XD2PX94	99
XD2S	99
XD2S (147)	99
XD3 (155)	104
XD3P	104
XD3T	105
XD3T (152A)	105
XD3TE	105
XD3TE (152B)	105
XD4X88	61
XD4x90	92
XDP 4.90	92
XDP88	61
XDP90	92



XDIX90	92
XID (149)	27
XK	12
XK4	12
XK5	12
XL3	18
XL3S	18
XL4D	18, 23
XL5	18
XL5 (118)	18
XL5S	18
XLD	16
XM	51
XM7	51
XM7P	51
XN1	81-82
XN1 (106)	81
XN1A (106E)	81
XN1P	82
XN1T	82
XN1T (170)	82-83
XN1T (170B)	83
XN1TA	83
XN1TA (170C)	83
XN2 (107)	83
XR5 (142)	27
XR5A (142)	27
XR5S (117)	27
XU102C (R5A)	91
XU10J2 (RFU)	84
XU10J2 (RFW)	84
XU10J2 (RFX)	85
XU10J2TE (RGX)	85
XU10J2TE (RGY)	85
XU10J2U (RFL)	84
XU10J2Z (RFZ)	86
XU10J4 (RFT)	86
XU10J4R (RFV)	87-89
XU10J4RS (RFS)	90
XU10J4TE/Z (RGZ)	86
XU10J4Z (RFY)	86
XU10MZ	90
XU51C (B1A)	36-37
XU51C (B1D)	37
XU51C (B1E)	36-37



XU52C/K (B2A)	36
XU5CP (BAZ)	36-37
XU5J (180A)	36-37
XU5J (180Z)	36-37
XU5J (B6B)	37
XU5JP (BFZ)	37
XU5M (BDY)	36
XU5M (BDZ)	36
XU5S (171)	36-38
XU7JB (LFX)	53
XU7JP (LFW)	53
XU7JP (LFZ)	51, 54-55
XU7JP4 (LFY)	56
XU92C (D2A)	60
XU92C (D2C)	60
XU9J1 (DFZ)	60, 65
XU9J2 (D6A)	58
XU9J4 (D6C)	67
XU9J4Z (DFW)	67
XU9JA (D6B)	60, 65-66
XU9JAZ (DKZ)	60
XU9M (DDZ)	60
XU9S (159)	65, 68
XU9S (D2B)	65
XUD11A (P9A)	92
XUD11ATE (PHZ)	93
XUD11BTE (P8C)	93
XUD7 (161A)	52
XUD7 (A9A)	52
XUD7T	52
XUD7TE (A8A)	52
XUD7TE (A8B)	52
XUD7TE (AJZ)	52
XUD9	58
XUD9 (162)	58
XUD9 (D9A)	62
XUD9 (DJZ)	58
XUD9A (D9B)	63
XUD9A (DJY)	63
XUD9AU (D8C)	63
XUD9BSD (DHV)	61
XUD9TE	61
XUD9TE (D8B)	64
XUD9TE (DHX)	61, 64
XUD9TE (DHY)	61



XUD9UTF (D8C)	61
XV3 (108)	6
XV5 (108)	6
XV8 (108C)	8
XW3 (109)	13
XW3S	13
XW3S (121)	13
XW7 (109F)	13
XW7 (109N)	13-14
XY6B (150)	24
XY7 (150D)	24
XY7 (150G)	24
XY8 (150B)	24
XY8 (150H)	24
XZ5 (129)	16

Y

Y2/K	24, 28
YHR (DV5RUCd)	27
YHS (DV5RCE)	27
YHT (DV5RCF)	27
YHV (DV5RUC)	27
YHW (DV5RE)	28
YHX (DV5RC)	27
YHY (DV5RD)	28
YHZ (DV5RC)	27

Z

ZDJ (851)	96
ZDJL (851B)	96
ZDJL (851X)	96
ZEJ (829)	91
ZM (112)	106
ZMJ (140)	106
ZMZ (EB0)	9
ZN3J (154X)	106
ZPJ (UFZ)	112
ZPJ4 (UKZ)	113

PEUGEOT

Ltr.

0,9 XV3 (108)
XV5 (108)


33-34 kW (45-46 PS)


104

10/72-10/83

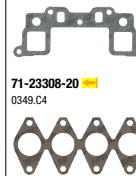

02-22970-02
0198.58



08-23542-01
0197.76

61-22970-10
0203.84
74 Ø
1,2 mm

71-23307-00
0249.39

12-25837-01
0956.22 (8x)


8x

71-25149-10 K→
0348.54

71-23308-20
0349.C4

71-23542-30
0304.46

81-21798-30 K→
0236.14
35x50
A SL WD ACM

81-23578-00 K→
0514.14
78x100
A LD MVQ

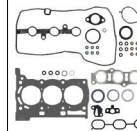
1,0 CFA (384F)
CFB (1KR)

50 kW (68 PS)

107

06/05-05/14


01-53425-04
16 135 167 80

02-53425-04
16 134 970 80

61-53425-00
0209.EC
72 Ø
0,5 mm
MLS

61-53425-10 X→
72 Ø
0,8 mm
MLS

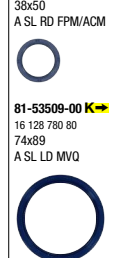
14-32366-01
6822.JC (8x)

71-53503-00
0249.C9

12-53507-01
0956.54 (6x)
+0956.55 (6x)

71-53504-00 K→
16 089 478 80

71-53506-00
0349.L1


70-31414-10


81-53508-00 K→
0321.97
38x50
A SL RD FPM/ACM

81-53509-00 K→
16 128 780 80
74x89
A SL LD MVQ

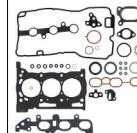
1,0 CFB (1KR)

51 kW (69 PS)

108


05/14

01-10200-01
16 132 965 80

02-10200-01
16 115 537 80

61-10200-00
16 115 414 80
72 Ø
0,5 mm
MLS

14-32366-01
6822.JC (8x)

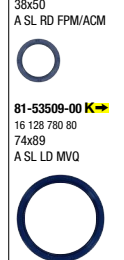
71-13091-00
16 115 421 80

12-53507-01
0956.54 (6x)
+0956.55 (6x)

71-12366-00 K→
16 115 509 80

71-12365-00 K→ (9)
16 115 508 80







































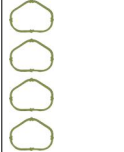

















71-12367-00
16 116 090 80


70-31414-10





















81-53508-00 K→
0321.97
38x50
A SL RD FPM/ACM

81-53509-00 K→
16 128 780 80
74x89
A SL LD MVQ

PEUGEOT

Ltr.  1,0 D4D 52 kW (71 PS) 206 16V 06/01-12/05 

										
	<p>02-33740-01  07/03</p>    <p>02-33740-02  08/03→</p>   	<p>08-33366-02  07/03</p>   <p>08-34461-01  08/03→</p>   		<p>61-33740-00 70 Ø MLS</p> 	<p>14-32232-01</p> 	<p>71-33371-00</p> 	<p>12-35241-01  07/03</p>  <p>12-38628-01  08/03→</p>  <p>70-35241-00  07/03</p>  <p>70-38628-00  08/03→</p> 	<p>11-35242-01 </p>  <p>71-38626-00 </p> 	<p>70-31414-10</p> 	<p>81-33360-00 </p> <p>32x44 A SL RD FPM  07/03</p>  <p>81-34461-00 </p> <p>32x44 A SL RD PTFE ACM  08/03→</p>  <p>81-33365-00 </p> <p>70x86 A SL LD FPM  07/03</p>  <p>81-34462-00 </p> <p>70x86 A SL LD PTFE ACM  08/03→</p>  <p>81-35239-00 </p> <p>28x47 A SL RD FPM/ACM</p> 

1,0 N3 55 kW (75 PS) 208 06/22 

	<p>02-11248-02</p>	<p>08-10193-01</p>   		<p>61-11248-00 71 Ø 0.72 mm MLS</p> 	<p>14-21800-01</p> 	<p>71-21486-00</p> 	<p>12-21579-01</p> <p>70-21579-00  ES</p>  <p>70-21580-00  AS</p> 	<p>11-21489-01 </p>  <p>71-21516-00 </p> 	<p>70-31414-10</p> 	<p>81-42932-00 </p> <p>34x47 A SL RD</p>  <p>81-10674-00 </p> <p>80x96 LD FPM</p> 
--	--------------------	--	--	---	---	---	--	---	--	---

PEUGEOT

Ltr. 

1,0 TU9
TU9M (CDY)
TU9M (CDZ)

32-37 kW (44-50 PS)

106
205

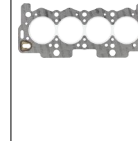

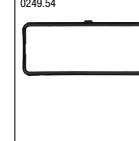

08/87-03/01  1




02-31146-01 
0197.H8



02-31195-01
0197.H8
+0209.89

08-31859-01 

08-33674-01 

61-31195-00
0209.89
73,5 Ø
1,3 mm

14-32075-01
0204.83 (10x)

71-31146-00
0249.54

12-26058-02
0956.19 (8x)

70-26058-00
0956.19

71-38817-00  2x

71-31147-00  2x
0349.A6


71-31862-00   10
1709.10


70-31414-10



71-33674-00 

81-31863-00 

0514.38
42x66
A SL RD FPM

81-23708-50 

0514.74
85x105
A SL LD FPM

81-26244-10 

0236.21
36x50
A RD ACM


1,0 T3

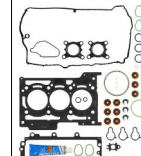
96 kW (131 PS)

208


09/23



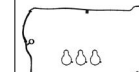
02-10778-02


61-10778-00
71 Ø
MLS

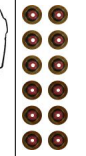

14-17428-02



15-17427-01




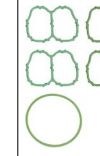

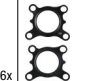
12-17509-02




70-17509-00




70-17510-00


11-10941-01 

11-11856-01 


70-31414-10


81-10559-00 

34x46
A SL LD PTFE

81-10565-00 


80x96
PTFE





1,0 XV8 (108C)


32-33 kW (44-45 PS)


104
205

02/83-06/88




02-22970-02
0198.58

08-23542-01
0197.76

61-22970-10
0203.84
74 Ø
1,2 mm

71-23307-00
0249.39

12-25837-01
0956.22 (8x)

70-25837-00
0956.22


71-25149-10 

71-23308-20 

71-26243-10   10
1710.41

71-23542-30
0304.46

81-21798-30 


0236.14
35x50
A SL WD ACM

81-23578-00 

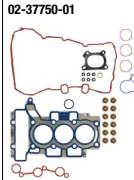
0514.14
78x100
A LD MVQ


PEUGEOT

Ltr.  1,0 ZMZ (EBO) 50 kW (68 PS) 208  03/12-12/19



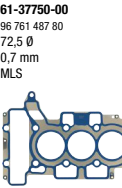
1,0 ZMZ (EBO) 50 kW (68 PS) 208 03/12-12/19



02-37750-01




08-10153-01



61-37750-00
96 761 487 80
72,5 Ø
0,7 mm
MLS



14-10026-01
1608378180




15-11549-01
96 778 553 80



12-12155-01
16 112 897 80

12x




11-11551-01 
16 087 337 80


71-11552-00 
96 880 312 80




70-31414-10




81-41219-00 
16 140 859 80
61x75
A SL RD PTFE
(Polytetrafluorethylen)/ACM
(Polyacryl-Kautschuk)

81-10461-00 
16 111 874 80

1,1 E1 40 kW (54 PS) 205 309 10/85-07/89

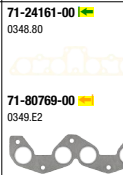


71-12902-00
0249.53



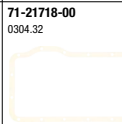
12-25837-01
0956.22 (8x)

8x



71-24161-00 
0348.80

71-80769-00 
0349.E2



71-21718-00
0304.32

1,1 HDY (TU1M+) 40-44 kW (54-60 PS) PARTNER 10/87-09/05
TU1 (H1B) 106
TU1M (HDY) 205
TU1M (HDZ) 306



02-31146-01 
0197.H8

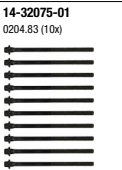


08-33674-01 

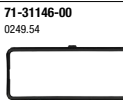


61-33715-00
0209.CJ
76 Ø
1,3 mm


61-33715-10
0209.CK
76 Ø
1,5 mm



14-32075-01
0204.83 (10x)

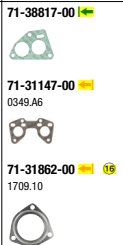


71-31146-00
0249.54



12-26058-02
0956.19 (8x)

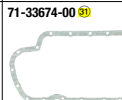
8x



71-38817-00 
0349.A6

71-31147-00 
0349.A6


71-31862-00  
1709.10




71-33674-00 





81-31863-00 
0514.38
42x66
A SL RD FPM

81-23708-50 
0514.74
85x105
A SL LD FPM

81-26244-10 
0236.21
36x50
A RD ACM

PEUGEOT

Ltr.  1,1 HDZ (TU1M+) 42-44 kW (57-60 PS) 106 04/96-07/04



02-31146-02 
0197.J0



02-31200-01 
0197.H8
+0209.CJ




08-33674-01 




61-33715-00
0209.CJ
76 Ø
1,3 mm

61-33715-10
0209.CK
76 Ø
1,5 mm




14-32075-01
0204.83 (10x)



71-31146-00
0249.54



12-26058-02
0956.19 (8x)




70-26058-00
0956.19




71-38817-00  2x




71-31147-00  2x
0349.A6



71-31862-00  10
1709.10





71-33674-00 




81-31863-00 
0514.38
42x66
A SL RD FPM



81-23708-50 
0514.74
85x105
A SL LD FPM



81-26244-10  N
0236.21
36x50
A RD ACM



1,1 HFX (TU1A) 44 kW (60 PS) 206 01/09-06/13

02-35060-02



08-38532-02




61-35060-00
0209.Y0
73,5 Ø
1,25 mm

61-35060-10
0209.Y1
73,5 Ø
1,5 mm




14-32075-01
0204.83 (10x)



71-31146-00
0249.54




12-26058-02
0956.19 (8x)




70-26058-00
0956.19



71-35247-00  0342.E0




71-35068-00  0349.K1




70-31414-10



81-38533-00 
0514.A3
42x66
A SL RD PTFE
(Polytetrafluorethylen)/ACM
(Polyacryl-Kautschuk)



81-38532-00 
0514.A2
85x105
A SL LD PTFE
(Polytetrafluorethylen)/ACM
(Polyacryl-Kautschuk)






81-39633-00  N
0807.32
36x50
A SL RD PTFE ACM




Q2 / 2024

PEUGEOT

Ltr.  1,1 TU1AE5 44 kW (60 PS)   1



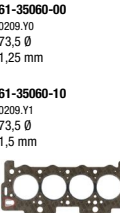
1,1 TU1AE5 44 kW (60 PS)   1



02-35060-02



08-38532-02




61-35060-00
0209.Y0
73,5 Ø
1,25 mm


61-35060-10
0209.Y1
73,5 Ø
1,5 mm



14-32075-01
0204.83 (10x)




71-31146-00
0249.54



12-26058-02
0956.19 (8x)

70-26058-00
0956.19



71-35247-00  4x
0342.E0

71-35068-00 
0349.K1

71-42093-00  08
1709.33



70-31414-10



81-38533-00 
0514.A3
42x66
A SL RD PTFE
(Polytetrafluorethylen)/ACM
(Polyacryl-Kautschuk)

81-38532-00 
0514.A2
85x105
A SL LD PTFE
(Polytetrafluorethylen)/ACM
(Polyacryl-Kautschuk)

81-39633-00 
0807.32
36x50
A SL RD PTFE ACM

1,1 XK XK4 39-40 kW (53-55 PS) 204 10/65-10/77



02-20601-01
0197.92



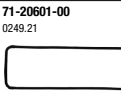
02-23785-05
0197.92
+0209.G7




61-23785-40
0209.83
80,5 Ø
1,3 mm



14-32081-01
0204.36 (10x)



71-20601-00
0249.21



12-25837-01
0956.22 (8x)

70-25837-00
0956.22



71-24251-20 
0349.23



71-12951-00
0304.09



81-21649-00 
2074.07
40x49,6
A OD MVQ

81-21651-00 
2109.06
60,5x78
A RD MVQ


1,1 XK5 43 kW (58 PS) 204 09/75-12/88
304
305




02-20601-01
0197.92



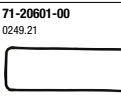
02-23785-05
0197.92
+0209.G7




61-23785-40
0209.83
80,5 Ø
1,3 mm



14-32081-01
0204.36 (10x)

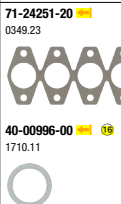


71-20601-00
0249.21



12-25837-01
0956.22 (8x)

70-25837-00
0956.22



71-24251-20 
0349.23

40-00996-00  08
1710.11




71-12951-00
0304.09





81-21649-00 
2074.07
40x49,6
A OD MVQ

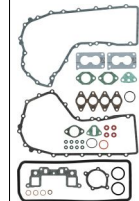
81-21651-00 
2109.06
60,5x78
A RD MVQ

PEUGEOT

Ltr.  1,1 XW3 (109) 42 kW (57 PS) 104 07/76-06/83



02-23307-01
0197.74



02-23775-06
0197.74
+0209.G8

08-23542-01
0197.76



61-23775-20
0209.G8
76 Ø
1,2 mm
16 mm



71-23307-00
0249.39



12-25837-01
0956.22 (8x)



71-25149-10 
0348.54
1 07/80→




71-23308-20 
0349.C4



71-21274-20 
1710.09
1 06/80



71-23542-30
0304.46



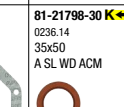
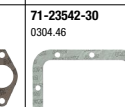

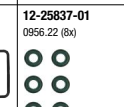
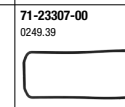


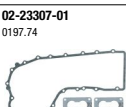
81-21798-30 
0236.14
35x50
A SL WD ACM



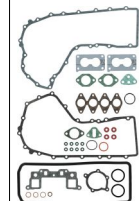
81-23578-00 
0514.14
78x100
A LD MVQ



1,1 XW3S
XW3S (121) 48-49 kW (66-67 PS) 104 09/73-06/80




02-23307-01
0197.74



02-23775-06
0197.74
+0209.G8

08-23542-01
0197.76



61-23775-20
0209.G8
76 Ø
1,2 mm
16 mm




71-23307-00
0249.39



12-25837-01
0956.22 (8x)




71-21274-20 
0349.C4



71-21274-20 
1710.09



71-23542-30
0304.46



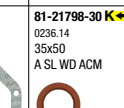
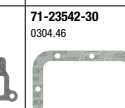
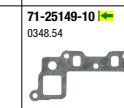
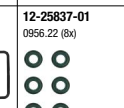
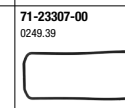


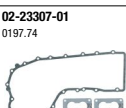
81-21798-30 
0236.14
35x50
A SL WD ACM



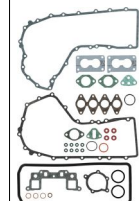
81-23578-00 
0514.14
78x100
A LD MVQ



1,1 XW7 (109F)
XW7 (109N) 36-37 kW (49-50 PS) 104 08/79-10/90
205




02-23307-01
0197.74



02-23775-06
0197.74
+0209.G8

02-27265-02
0197.75
+0209.A6

08-23542-01
0197.76




61-23775-20
0209.G8
76 Ø
1,2 mm
16 mm



61-27265-10
0209.A6
76 Ø
1,3 mm
14 mm



71-23307-00
0249.39



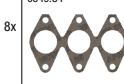
12-25837-01
0956.22 (8x)




71-25149-10 
0348.54



71-23308-20 
0349.C4



71-23542-30
0304.46




81-21798-30 
0236.14
35x50
A SL WD ACM

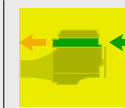


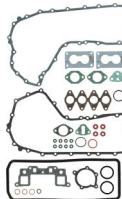
81-23578-00 
0514.14
78x100
A LD MVQ





PEUGEOT


Ltr.  1,1 XW7 (109N) 36 kW (49 PS) 205 02/83-07/87













02-23307-01
0197.74

02-23775-06
0197.74
+0209.G8
02-27265-02
0197.75
+0209.A6


08-23542-01
0197.76






61-23775-20
0209.G8
76 Ø
1,2 mm
16 mm

61-27265-10
0209.A6
76 Ø
1,3 mm
14 mm


71-23307-00
0249.39


12-25837-01
0956.22 (8x)

70-25837-00
0956.22




71-25149-10 
0348.54

71-23308-20 
0349.C4

71-26243-10 
1710.41

71-21274-20 
1710.09


71-23542-30
0304.46



81-21798-30 
0236.14
35x50
A SL WD ACM

81-23578-00 
0514.14
78x100
A LD MVQ


1,2 F1 47 kW (64 PS) 205 01/87-12/90

71-12902-00
0249.53



12-25837-01
0956.22 (8x)

70-25837-00
0956.22


71-80769-00 
0349.E2



71-21718-00
0304.32


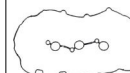
1,2 HMH (EB2FAD) 50-61 kW (68-83 PS) 208 06/15
HMJ (EB2FAM) 208
HMM (EB2FAD) 301
HMR (EB2FA)


02-10002-04





08-10155-01


61-10002-00
98 107 491 80
76,3 Ø
0,7 mm
MLS


14-10026-01
1608378180


15-11183-01



12-12155-01
16 112 897 80



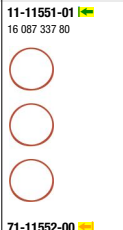
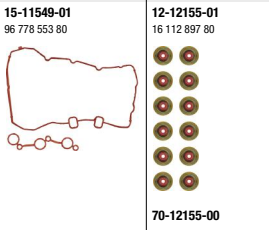
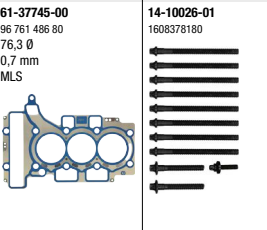
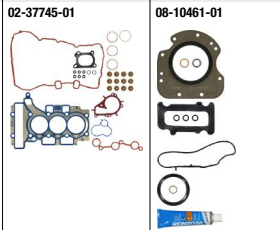

11-11551-01 
16 087 337 80

71-11552-00 
96 880 312 80


70-31414-10

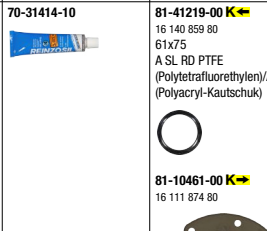
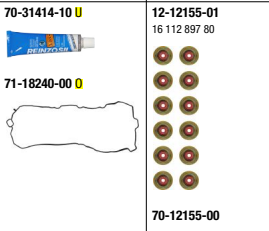
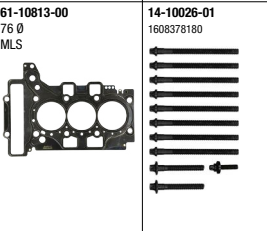
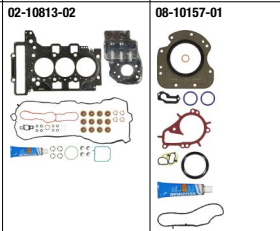

81-41219-00 
16 140 859 80
61x75
A SL RD PTFE
(Polytetrafluorethylen)/ACM
(Polyacryl-Kautschuk)

81-10461-00 
16 111 874 80


PEUGEOT


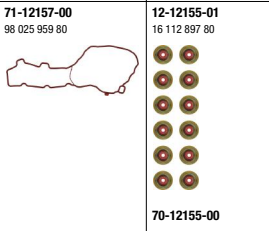
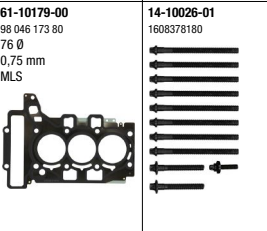
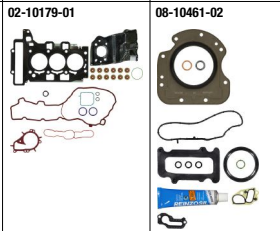
Ltr.  1.2 HMP (EB2FB) 50-66 kW (68-90 PS) 108 03/12
HMT (EB2D) 2008
HMX (EB2) 208
HMY (EB2M) 301
HMZ (EB2) 308
HMZ (EB2F)



1.2 HNE (EB2ADTD_B) 74-114 kW (101-155 PS) PARTNER HDI 01/13
HNJ (EB2ADTXM) RIFTER
HNK (EB2ADT) RIFTER HDI
HNK (EB2ADTD) 2008
HNL (EB2ADTSM) 208
HNM (EB2ADTM) 3008
HNN (EB2ADTX) 308
HNP (EB2ADT) 408
HNR (EB2ADTXM) 5008
HNS (EB2ADTS) 508
HNT (EB2ADTS)



1.2 HNV (EB2DTM) 81-96 kW (110-131 PS) PARTNER TEPEE 01/13
HNW (EB2DTSM) PARTNER THP
HNX (EB2DTS) 2008
HNY (EB2DTS) 3008
HNZ (EB2DT) 308
HNZ (EB2DT)



PEUGEOT

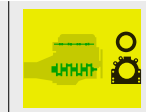
Ltr. 

1,2 HNZ (EB2DT)


81 kW (110 PS)

PARTNER TEPEE
2008
208
308 1


01/13



02-10179-01

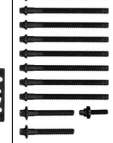
04-10347-01 

61-10179-00

98 046 173 80
76 Ø
0,75 mm
MLS

14-10026-01

1608378180



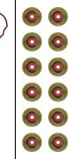
71-12157-00

98 025 959 80




12-12155-01

16 112 897 80



70-12155-00

12x

71-12156-00 


98 039 185 80

71-13234-00 

98 087 728 80



70-31414-10

81-41219-00 16 140 859 80
61x75
A SL RD PTFE
(Polytetrafluorethylen)/ACM
(Polyacryl-Kautschuk)81-10461-00 

16 111 874 80

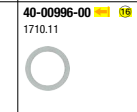
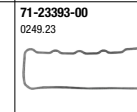


1,2 XLD

29 kW (39 PS)


204 D

05/68-05/73



71-23393-00

0249.23


40-00996-00 

1710.11



71-12951-00

0304.09



1,2 XZ5 (129)

42 kW (57 PS)

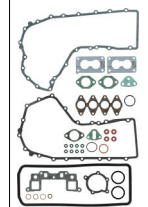
104

08/79-06/83



02-23307-01


0197.74



02-23775-06

0197.74

+0209.G8



08-23542-01

0197.76




61-23775-20

0209.G8
76 Ø
1,2 mm
16 mm


71-23307-00

0249.39




12-25837-01

0956.22 (8x)




70-25837-00

0956.22

71-25149-10 

0348.54




71-23308-20 

0349.C4



71-23542-30

0304.46

81-21798-30 0236.14
35x50
A SL WD ACM81-23578-00 0514.14
78x100
A LD MVQ

1,3 FHY (F13DTE6)

59 kW (80 PS)

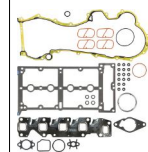
BIPPER HDI
BIPPER TEPEE HDI 80

12/15



02-36259-04

0197.CJ



08-36261-05

0197.CH



61-36210-00

0209.JL
70,5 Ø
0,72 mm
MLS

61-36210-10

0209.JC
70,5 Ø
0,82 mm
MLS

61-36210-20

0209.JE
70,5 Ø
0,92 mm
MLS

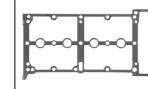
14-32191-01

0250.C6 (10X)



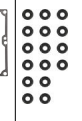
71-36259-00

0249.G7




12-31306-12

0956.64 (16X)



70-31306-00



0956.64

71-39538-00 

4x




70-31414-10

81-36233-00 0321.A1
40x52
AB SL RD FPM/ACM81-36232-00 

0127.55

78x100

A SL LD PTFE

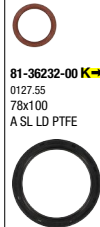

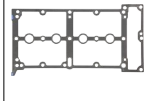

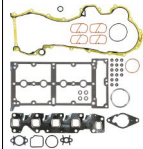


PEUGEOT

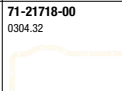



Ltr.  1,3 FHZ (F13DTE5) 55 kW (75 PS) BIPPER HDI BIPPER TEPEE HDI 10/10






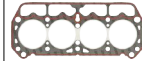
02-36259-04 0197.CJ 08-36261-05 0197.CH 04-10324-02  61-36210-00 0209.JL 70,5 Ø 0,72 mm MLS 61-36210-10 0209.JC 70,5 Ø 0,82 mm MLS 61-36210-20 0209.JE 70,5 Ø 0,92 mm MLS 14-32191-01 0250.C6 (10x) 71-36259-00 0249.G7 12-31306-12 0956.64 (16x) 71-39538-00  4x 70-31414-10 81-36233-00  0321.A1 40x52 AB SL RD FPM/ACM 81-36232-00  0349.P2 71-36322-00 0349.P2 70-31306-00 0956.64 16x 81-36232-00  0127.55 78x100 A SL LD PTFE




1,3 G1A 47 kW (62-64 PS) 205 309 02/84-07/92



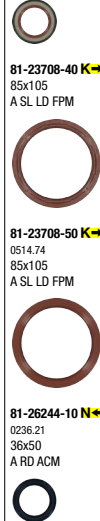
61-23440-10 0209.29 78,5 Ø 1,2 mm 71-12902-00 0249.53 12-25837-01 0956.22 (8x) 71-24161-00  0348.80 71-80789-00  0349.E2 70-25837-00 0956.22 8x 71-21718-00 0304.32




1,3 TU2J2 72 kW (98 PS) 106 10/93-04/96




02-31146-01  0197.H8 08-33674-01  71-31146-00 0249.54 12-26058-02 0956.19 (8x) 71-38817-00  2x 71-31147-00  2x 70-26058-00 0956.19 8x 71-33674-00  81-31863-00  0514.38 42x66 A SL RD FPM 81-23708-40  85x105 A SL LD FPM 81-23708-50  0514.74 85x105 A SL LD FPM 81-26244-10  0236.21 36x50 A RD ACM




PEUGEOT

Ltr.  1,3 TU24 74 kW (101 PS) 205 10/87-10/90



02-31146-01 
0197.H8



02-31200-01 
0197.H8
+0209.CJ



08-33674-01 



61-33715-00
0209.CJ
76 Ø
1,3 mm

61-33715-10
0209.CK
76 Ø
1,5 mm



14-32075-01
0204.83 (10x)





71-31146-00
0249.54



12-26058-02
0956.19 (8x)




71-38817-00  2x



71-31147-00  2x
0349.A6



71-31862-00  10
1709.10




71-33674-00 




81-31863-00 
0514.38
42x66
A SL RD FPM




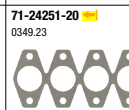
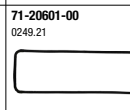
81-23708-50 
0514.74
85x105
A SL LD FPM




81-26244-10 
0236.21
36x50
A RD ACM




1,3 XL3
XL3S 48-55 kW (65-75 PS) 304 10/69-07/76



71-20601-00
0249.21



71-24251-20 
0349.23




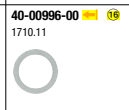
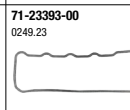
40-00996-00  10
1710.11



71-12951-00
0304.09




1,3 XL4D 33 kW (45 PS) 204 D 01/73-10/77



71-23393-00
0249.23




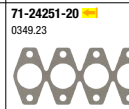
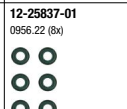
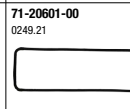


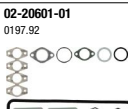
40-00996-00  10
1710.11



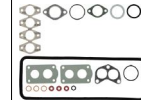
71-12951-00
0304.09




1,3 XL5
XL5 (118)
XL5S 44-55 kW (60-75 PS) 304
305 09/70-08/86



02-20601-01
0197.92



02-23785-05
0197.92
+0209.G7




61-23785-40
0209.83
80,5 Ø
1,3 mm




14-32081-01
0204.36 (10x)




71-20601-00
0249.21




12-25837-01
0956.22 (8x)



71-24251-20 
0349.23




40-00996-00  10
1710.11



71-12951-00
0304.09




81-21649-00 
2074.07
40x49,6
A OD MVQ




81-21651-00 
2109.06
60,5x78
A RD MVQ



PEUGEOT

Ltr. 














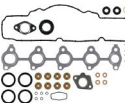































1,4 DV4TD (8HX)
DV4TD (8HZ)

50-52 kW (68-70 PS)

1007 HDI
206 HDI
206 SW HDI
207 HDI
307 HDI

09/01




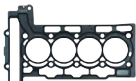















										
02-35542-01 	08-36869-01 	04-10081-01  	61-35430-00 0209.AC 75 Ø 1,25 mm MLS  2  61-35430-10 0209.AE 75 Ø 1,3 mm MLS  3  61-35430-20 0209.AF 75 Ø 1,35 mm MLS  1  61-35430-30 0209.AG 75 Ø 1,4 mm MLS  4  61-35430-40 0209.AH 75 Ø 1,45 mm MLS  5 	14-32206-01 0204.A2 (10x) 	15-35542-01 0249.F8 +0348.T8 (4x) +0348.S8 (2x)  71-35542-00 0249.F8 	12-35548-01 0956.50 (8x)  70-35548-00 0956.50 	40-76246-00  4x 0348.T8  71-35487-00  0349.J8 8x 	70-31414-10 	81-35554-00  0127.42 40x55 A SL RD PTFE ACM  81-35553-00  0127.43 85x105 A SL LD PTFE ACM  81-35552-00  0807.30 27x47 A SL RD PTFE ACM 	








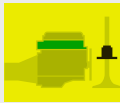
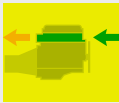








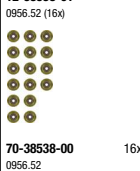











































1,4 EP3
EP3C
8FN (EP3C)
8FP (EP3C)
8FR (EP3)
8FR (EP3C)
8FS (EP3)

70-72 kW (95-98 PS)

207 16V
208
308 16V

06/07-12/19

02-38005-01  02-38005-02  02-38005-03 		61-38005-00 0209.EW 78 Ø 0,9 mm MLS  61-38005-10  78 Ø 1,2 mm MLS	14-32347-01 0204.C1 	15-37633-01 0249.F4 	12-37621-01 0956.60  70-37621-00 	11-37632-01  16 0348.T4  71-41213-00   1723.CH 16x 	70-31414-10 	81-41219-00  16 140 859 80 61x75 A SL RD PTFE (Polytetrafluorethylen)/ACM (Polyacryl-Kautschuk)  81-38532-00  0514.A2 85x105 A SL LD PTFE (Polytetrafluorethylen)/ACM (Polyacryl-Kautschuk) 
---	--	---	---	---	---	--	--	---

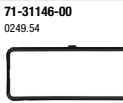

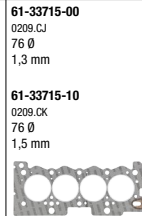

PEUGEOT															
Ltr. 															
1,4 ET3J4 (KFU)	65 kW (88 PS)	10/03	1007 16V 206 SW 16V 206 16V 207 307 SW 16V 307 16V			02-36505-01	08-38533-01		61-36505-00 0209.FL 76 Ø 1,4 mm 	14-32343-01 0204.A5 (10x) 	71-36953-00 R 0249.C5  71-36954-00 L 0249.C4 	12-38538-01 0956.S2 (16x)  70-38538-00 0956.S2 	11-36956-01  0348.S1  16x 71-35067-00  0349.L3  71-39639-00  1709.29 	70-31414-10 	81-38533-00  0514.A3 42x66 A SL RD PTFE (Polytetrafluorethylen)/ACM (Polyacryl-Kautschuk)  81-23708-00  0514.74 85x105 A SL LD FPM  81-39633-00  0807.32 36x50 A SL RD PTFE ACM  81-39634-00  0807.33 24x50 A SL RD PTFE (Polytetrafluorethylen)/ACM (Polyacryl-Kautschuk) 
1,4 KFT (TU3A)	54 kW (73 PS)	04/06-10/13	207			02-31146-03  02-33715-02 	08-38532-02 		61-33715-00 0209.CJ 76 Ø 1,3 mm 61-33715-10 0209.CK 76 Ø 1,5 mm 	14-32075-01 0204.83 (10x) 	71-31146-00 0249.S4 	12-26058-02 0956.19 (8x)  70-26058-00 0956.19 	71-35247-00  0342.E0  71-35068-00  0349.K1  8x 71-42093-00  1709.33 	70-31414-10 	81-38533-00  0514.A3 42x66 A SL RD PTFE (Polytetrafluorethylen)/ACM (Polyacryl-Kautschuk)  81-38532-00  0514.A2 85x105 A SL LD PTFE (Polytetrafluorethylen)/ACM (Polyacryl-Kautschuk) 

PEUGEOT




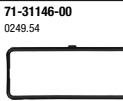

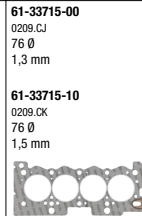
Ltr.  1,4 KFT (TU3AE5) 54 kW (73 PS) BIPPER BIPPER TEPEE 206 207 04/06



1,4 KFT (TU3AE5) 54 kW (73 PS) BIPPER BIPPER TEPEE 206 207 04/06

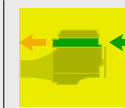


1,4 KFW (TU3A) TU3.JP (KFW) TU3.JP (KFW) TU3.JP (KFX) 48-60 kW (65-82 PS) HOGGAR PARTNER PARTNER COMBISPACE 1007 106 205 206 206 SW 207 306 307 07/88

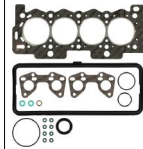


PEUGEOT

Ltr.  1,4 KFZ (TU3FJ2/Z) 69 kW (94 PS) 106 09/91-11/94



02-28910-01
0197.J0
+0209.D6




61-28910-00
0209.D6
77 Ø
1,2 mm

61-28910-10
0209.C1
77 Ø
1,4 mm



14-32075-01
0204.83 (10x)



71-31146-00
0249.54



12-26058-02
0956.19 (8x)



71-31147-00
0349.A6



70-31414-10



81-31863-00 K→
0514.38
42x66
A SL RD FPM



81-23708-50 K→
0514.74
85x105
A SL LD FPM




81-26244-10 N→
0236.21
36x50
A RD ACM



1,4 TUD3 (K9Y) 37 kW (50 PS) 106 08/91-04/96
106 D

02-31117-01
0197.K3




61-31190-00
0209.E9
76 Ø
1,8 mm

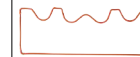
61-31190-10
0209.N4
76 Ø
1,95 mm
MLS



14-32076-01
0204.84 (10x)



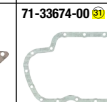
71-31117-00
0249.76



12-26058-02
0956.19 (8x)



71-31119-00
0349.E4



81-31863-00 K→
0514.38
42x66
A SL RD FPM



81-23708-40 K→
85x105
A SL LD FPM









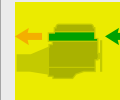






























































81-23708-50 K→
0514.74
85x105
A SL LD FPM





81-34403-00 N→
0236.44
36x50
A SL FPM




PEUGEOT															
Ltr.															
1,4	TU3A (KFV)	54-60 kW (73-82 PS)	BIPPER BIPPER TEPEE 1007 206 206 SW 207 207 LPG	07/02					61-33715-00 0209.CJ 76 Ø 1,3 mm 61-33715-10 0209.CK 76 Ø 1,5 mm 	14-32075-01 0204.83 (10x) 	71-31146-00 0249.54 	12-26058-02 0956.19 (8x)  70-26058-00 0956.19 	71-35247-00  0342.E0 71-35068-00  0349.K1  8x	70-31414-10 	81-38533-00  0514.A3 42x66 A SL RD PTFE (Polytetrafluorethylen)/ACM (Polyacryl-Kautschuk)  81-38532-00  0514.A2 85x105 A SL LD PTFE (Polytetrafluorethylen)/ACM (Polyacryl-Kautschuk) 
1,4	TU3A (K1D) TU3CP (KAY) TU3M (KDY) TU3M (KDZ) TU3MC (KDX) TU3S (K2B) TU32	44-62 kW (60-84 PS)	PARTNER 106 205 306 309 405	06/87-12/15	02-31146-01  0197.H8   02-31146-02  0197.J0   02-31200-01  0197.H8 +0209.CJ    02-33710-01  0197.J0 +0209.A9   	08-31859-01    08-33674-01   	61-33710-00 0209.A9 76,3 Ø 1,2 mm 61-33710-10 0209.92 76 Ø 1,5 mm 	14-32075-01 0204.83 (10x) 	71-31146-00 0249.54 	12-26058-02 0956.19 (8x)  70-26058-00 0956.19 	71-35247-00  0342.E0 71-31147-00  0349.A6 2x  8x 71-31862-00  1709.10 	70-31414-10  71-33674-00 	81-31863-00  0514.38 42x66 A SL RD FPM  81-23708-50  0514.74 85x105 A SL LD FPM  81-26244-10  0236.21 36x50 A RD ACM 		
1,4	XL4D	33 kW (45 PS)	204 D 304 D	09/73-10/79							71-23393-00 0249.23 		40-00996-00  1710.11 	71-12951-00 0304.09 	

PEUGEOT

Ltr. 











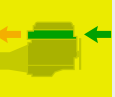





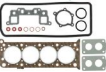


























1,4 XY6B (150)
XY7 (150D)
XY7 (150G)
XY8 (150B)
XY8 (150H)

44-59 kW (60-80 PS)

104
205
405

08/79-05/89

										
	<div> <div>02-23307-02</div> <div>0197.75</div>   <div>02-23775-05</div> <div>0197.19</div>   <div>02-27265-02</div> <div>0197.75 +0209.A6</div> </div>	<div> <div>08-23542-01</div> <div>0197.76</div>  </div>		<div> <div>61-23775-20</div> <div>0209.G8 76 Ø 1,2 mm 16 mm</div>  <div>61-27265-10</div> <div>0209.A6 76 Ø 1,3 mm 14 mm</div>  </div>		<div> <div>71-23307-00</div> <div>0249.39</div>  </div>	<div> <div>12-25837-01</div> <div>0956.22 (8x)</div>  <div>70-25837-00</div> <div>0956.22</div>  </div>	<div> <div>71-25149-10 </div> <div>0348.54</div>  <div>71-23308-20 </div> <div>0349.C4</div> <div>8x</div>  </div>	<div> <div>71-23542-30</div> <div>0304.46</div>  </div>	<div> <div>81-21798-30 </div> <div>0236.14 35x50 A SL WD ACM</div>  <div>81-23578-00 </div> <div>0514.14 78x100 A LD MVQ</div>  </div>

1,4 Y2/K	63 kW (86 PS)	205	06/87-12/89		<div> <div>61-23440-10</div> <div>0209.29 78,5 Ø 1,2 mm</div>  </div>	<div> <div>71-12902-00</div> <div>0249.53</div>  </div>	<div> <div>12-25837-01</div> <div>0956.22 (8x)</div>  <div>70-25837-00</div> <div>0956.22</div>  </div>	<div> <div>71-24161-00 </div> <div>0348.80</div>  <div>71-80769-00 </div> <div>0349.E2</div> <div>8x</div>  </div>	<div> <div>71-21718-00</div> <div>0304.32</div>  </div>	
----------	---------------	-----	-------------	--	--	--	--	--	--	--

PEUGEOT

Ltr.  1,4 8HP (DV4C)
8HR (DV4C)

50 kW (68 PS)

2008 HDI
206 HDI
207 HDI
208 HDI

02/06

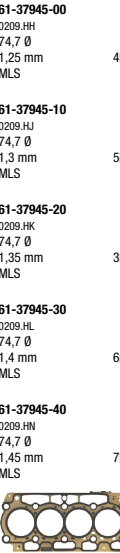


1,4 8HP (DV4C)
8HR (DV4C)

50 kW (68 PS)

2008 HDI
206 HDI
207 HDI
208 HDI

02/06



04-10340-01 

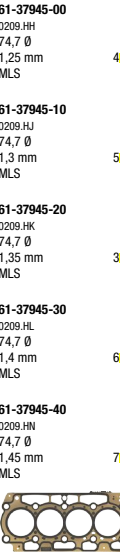
0209.HH
74,7 Ø
1,25 mm
MLS

61-37945-10
0209.HJ
74,7 Ø
1,3 mm
MLS

61-37945-20
0209.HK
74,7 Ø
1,35 mm
MLS

61-37945-30
0209.HL
74,7 Ø
1,4 mm
MLS

61-37945-40
0209.HN
74,7 Ø
1,45 mm
MLS

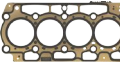

61-37945-00
0209.HH
74,7 Ø
1,25 mm
MLS

61-37945-10
0209.HJ
74,7 Ø
1,3 mm
MLS

61-37945-20
0209.HK
74,7 Ø
1,35 mm
MLS

61-37945-30
0209.HL
74,7 Ø
1,4 mm
MLS

61-37945-40
0209.HN
74,7 Ø
1,45 mm
MLS

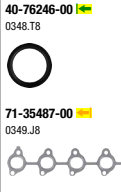

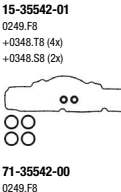
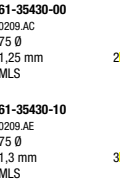
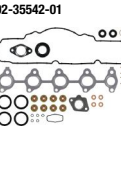



1,4 8HS (DV4TED)
8HT (DV4TD)

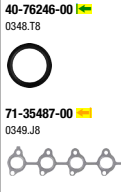

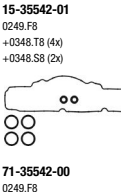
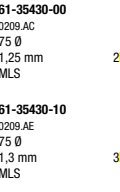
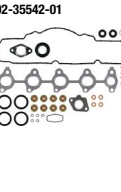
40-50 kW (54-68 PS)

BIPPER HDI
BIPPER TEPEE HDI
107 HDI

06/05



01-35542-02
0197.AV
+0956.50 (8x)

04-10081-01 

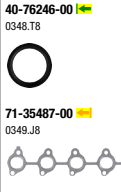

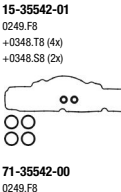
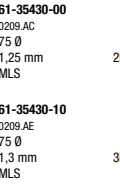
0209.AC
75 Ø
1,25 mm
MLS

61-35430-10
0209.AE
75 Ø
1,3 mm
MLS

61-35430-20
0209.AF
75 Ø
1,35 mm
MLS

61-35430-30
0209.AG
75 Ø
1,4 mm
MLS

61-35430-40
0209.AH
75 Ø
1,45 mm
MLS


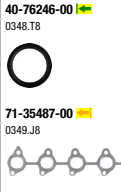

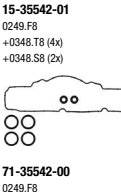
61-35430-00
0209.AC
75 Ø
1,25 mm
MLS




































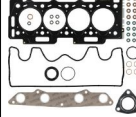



















61-35430-10
0209.AE
75 Ø
1,3 mm
MLS

61-35430-20
0209.AF
75 Ø
1,35 mm
MLS

61-35430-30
0209.AG
75 Ø
1,4 mm
MLS

61-35430-40
0209.AH
75 Ø
1,45 mm
MLS

PEUGEOT															
Ltr.															
1,5	TUD5 (VJX) TUD5 (VJY)	40-43 kW (54-58 PS)	106 D	06/94-07/04		02-33645-01 0197.V1 +0209.T8 	08-33659-01 0197.V0 		61-33645-00 0209.T8 78,2 Ø 1,6 mm MLS 	14-32163-01 0204.85 (10x) 	71-33661-00 0249.93 	12-26058-02 0956.19 (8x)  70-26058-00 0956.19 	71-31119-00  0349.E4  71-31118-00   1710.58 	70-31414-10 	81-31863-00  0514.38 42x66 A SL RD FPM  81-23708-40  85x105 A SL LD FPM  81-23708-50  0514.74 85x105 A SL LD FPM  81-34403-00  0236.44 36x50 A SL FPM 
1,5	VJZ (TUD5)	42-43 kW (57-58 PS)	106 D	06/94-07/04		02-33645-01 0197.V1 +0209.T8 	08-33659-01 0197.V0 		61-33645-00 0209.T8 78,2 Ø 1,6 mm MLS 	14-32163-01 0204.85 (10x) 	71-33661-00 0249.93 	12-26058-02 0956.19 (8x)  70-26058-00 0956.19 	71-31119-00  0349.E4  70-31414-10 	81-31863-00  0514.38 42x66 A SL RD FPM  81-23708-50  0514.74 85x105 A SL LD FPM  81-26244-10  0236.21 36x50 A RD ACM 	
1,5	XB5 XB5P	39-61 kW (53-83 PS)	J7	08/68							71-19231-00 0249.14 		71-17538-10  0349.03 	71-12921-20 0304.44 	

PEUGEOT

Ltr. 

1,5 X1D (149)

36 kW (49 PS)

304
305 D





10/69-09/82



01-25352-02



02-25352-02

61-24460-40
0203.98
82 Ø
1,7 mm61-24460-50
0203.99
82 Ø
1,75 mm14-32081-01
0204.36 (10x)71-25352-00
0249.4171-25371-10
0349.8271-12951-00
0304.0981-17857-40 
0514.24
45x62
A SL LD FPM81-21651-00 
2109.06
60,5x78
A RD MVQ1,5 XR5 (142)
XR5A (142)
XR5S (117)


50-65 kW (68-88 PS)

305

11/79-07/90

02-20601-01
0197.9202-23785-05
0197.92
+0209.G761-23785-40
0209.83
80,5 Ø
1,3 mm14-32081-01
0204.36 (10x)71-20601-00
0249.2112-25837-01
0956.22 (8x)70-25837-00
0956.22

8x

71-24251-20
0349.2340-00996-00 
1710.1171-12951-00
0304.0981-21649-40 
2074.07
40x49,6
A OD MVQ81-21651-00 
2109.06
60,5x78
A RD MVQ1,5 YHR (DV5RUCd)
YHS (DV5RCE)
YHT (DV5RCF)
YHV (DV5RUC)
YHX (DV5RC)
YHZ (DV5RC)

75-96 kW (102-131 PS)


EXPERT HDI
PARTNER HDI
RIFTER HDI
TRAVELLER HDI
2008
2008 HDI 120
2008 HDI 130
208 HDI
3008 HDI
308
308 HDI
5008 HDI
508 HDI

06/17

02-10750-02






08-10147-01

04-10380-01 61-10750-00
98 244 936 80
76,3 Ø
1,25 mm
MLS61-10750-10
98 244 937 80
76,3 Ø
1,3 mm
MLS61-10750-20
98 244 938 80
76,3 Ø
1,35 mm
MLS61-10750-30
98 244 939 80
76,3 Ø
1,4 mm
MLS61-10750-40
98 244 940 80
76,3 Ø
1,45 mm
MLS14-32336-01
0205.57 (10x)15-11035-01 12-17500-01
98 100 557 80 (16x)70-17500-00
98 100 557 80

16x

71-17331-00 71-10654-00 
98 162 672 80

70-31414-10

81-10652-00 
98 209 610 80
38x55
A SL RD PTFE81-38532-00 
0514.A2
85x105
A SL LD PTFE
(Polytetrafluorethylen)/ACM
(Polyacryl-Kautschuk)81-10578-00 
98 239 200 80
24,7x47
A SL RD PTFE

PEUGEOT

Ltr.  1,5 YHW (DV5RE)
YHY (DV5RD)

55-75 kW (75-102 PS)

PARTNER HDI
RIFTER HDI
2008 HDI 100
208 HDI
301 HDI 100
308 HDI

04/18

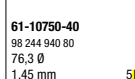
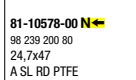
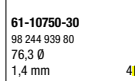
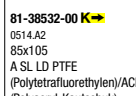

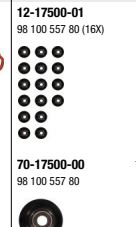

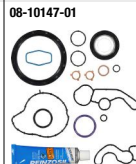


1,5 YHW (DV5RE)
YHY (DV5RD)

55-75 kW (75-102 PS)

PARTNER HDI
RIFTER HDI
2008 HDI 100
208 HDI
301 HDI 100
308 HDI

04/18


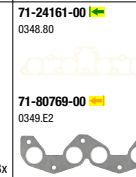
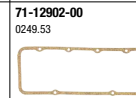
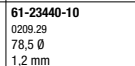


1,5 Y2/K


63 kW (86 PS)









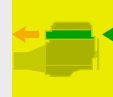









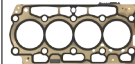












205
309

02/84-12/89









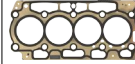












PEUGEOT

Ltr.  1,6 BHS (DV6FDU) 70 kW (95 PS) EXPERT HDI TRAVELLER HDI 95 04/16



										
			<p>04-10383-01 </p> 	<p>61-10039-00 0209.JN 76 Ø 1,25 mm MLS</p> <p>2 </p> <p>61-10039-10 0209.JP 76 Ø 1,3 mm MLS</p> <p>4 </p> <p>61-10039-20 0209.JQ 76 Ø 1,35 mm MLS</p> <p>1 </p> <p>61-10039-30 0209.JR 76 Ø 1,4 mm MLS</p> <p>4 </p> <p>61-10039-40 0209.JS 76 Ø 1,45 mm MLS</p> <p>5 </p> 	<p>14-32336-01 0205.57 (10x)</p> 	<p>71-40903-00 0249.G2</p> 	<p>12-35548-01 0956.50 (8x)</p> <p>70-35548-00 0956.50</p> <p>8x</p> 	<p>71-39037-00 </p> <p>98 106 973 80</p> 	<p>70-31414-10</p> 	<p>81-34454-10 </p> <p>16 089 406 80 40x55 A SL RD PTFE</p>  <p>81-35553-00 </p> <p>0127.43 85x105 A SL LD PTFE ACM</p>  <p>81-35552-00 </p> <p>0807.30 27x47 A SL RD PTFE ACM</p> 

1,6 BHV (DV6FDU) 55-88 kW (75-120 PS) EXPERT HDI 06/08
 BHW (DV6FE)
 BHX (DV6FC)
 BHX (DV6FCU)
 BHY (DV6FD)
 BHZ (DV6FC)

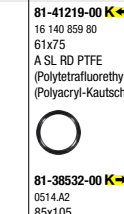
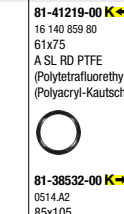
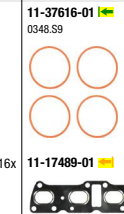
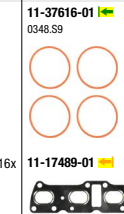
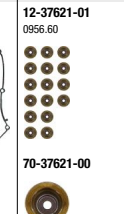
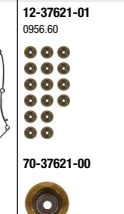
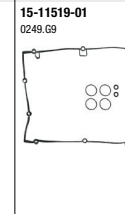
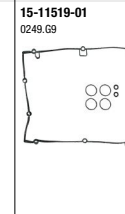


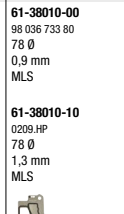
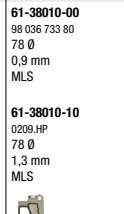
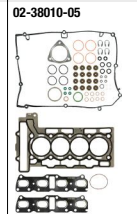
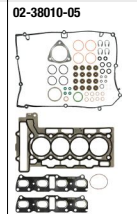
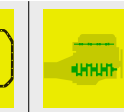
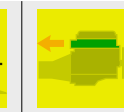
EXPERT HDI 115
 EXPERT HDI 95
 PARTNER
 PARTNER HDI
 PARTNER HDI 100
 PARTNER HDI 120
 PARTNER HDI 75
 PARTNER TEPEE HDI
 RIFTER HDI
 TRAVELLER HDI 115
 TRAVELLER HDI 95
 2008 HDI
 2008 HDI 100
 2008 HDI 120
 2008 HDI 75
 208 HDI
 208 HDI 100
 208 HDI 120
 208 HDI 75
 3008 HDI
 3008 HDI 115
 3008 HDI 120
 301 HDI 100
 308 HDI
 308 HDI 100
 308 HDI 115
 308 HDI 120
 5008
 5008 HDI
 5008 HDI 120
 508 HDI
 508 HDI 120

02-40903-02	08-42514-01	04-10383-01 	<p>61-10039-00 0209.JN 76 Ø 1,25 mm MLS</p> <p>2 </p> <p>61-10039-10 0209.JP 76 Ø 1,3 mm MLS</p> <p>4 </p> <p>61-10039-20 0209.JQ 76 Ø 1,35 mm MLS</p> <p>1 </p> <p>61-10039-30 0209.JR 76 Ø 1,4 mm MLS</p> <p>4 </p> <p>61-10039-40 0209.JS 76 Ø 1,45 mm MLS</p> <p>5 </p> 	<p>14-32336-01 0205.57 (10x)</p> 	<p>71-40903-00 0249.G2</p> 	<p>12-35548-01 0956.50 (8x)</p> <p>70-35548-00 0956.50</p> <p>8x</p> 	<p>71-39037-00 </p> <p>98 106 973 80</p> 	<p>70-31414-10</p> 	<p>81-35554-00 </p> <p>0127.42 40x55 A SL RD PTFE ACM</p>  <p>81-35553-00 </p> <p>0127.43 85x105 A SL LD PTFE ACM</p>  <p>81-35552-00 </p> <p>0807.30 27x47 A SL RD PTFE ACM</p> 
-------------	-------------	---	--	--	--	---	---	--	--






























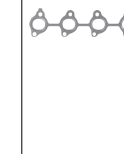
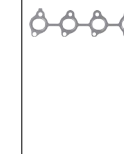





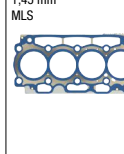
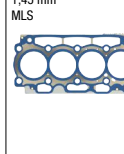









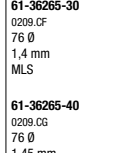
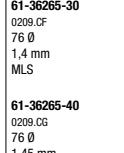



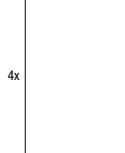
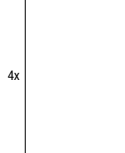
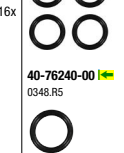
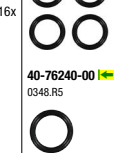
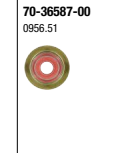
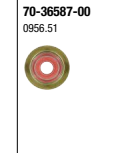


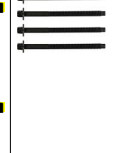
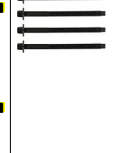
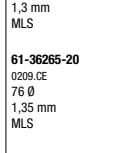
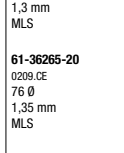


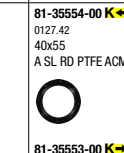
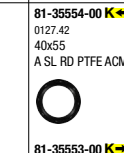


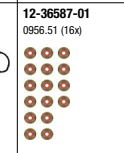
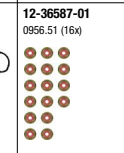


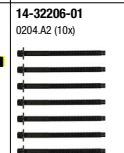
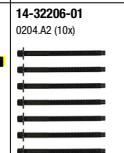




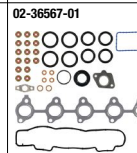
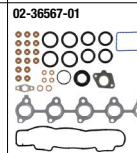
PEUGEOT

Ltr.  


1,6 DGL (EP6FADTXDHPE) 132-265 kW (179-360 PS) 3008 01/18
 DGX (EP6FADTXHPE) 308
 DGY (EP6FADTXHPD) 408
 DGZ (EP6FADTXHHPD) 5008
 DGG (EP6FADTXHPD) 508
 EGP (EP6FADTXM)
 5GB (EP6FADTXHPA)
 5GB (EP6FADTXHPR)
 5GF (EP6FADTXD)
 5GG (EP6FADTX)
 5GQ (EP6FADTXHPD)


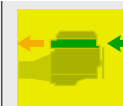


1,6 DV6ATED4 (9HX) 55-82 kW (75-111 PS) EXPRESS TD 11/03
 DV6TED4 (9HY) PARTNER HDI 16V
 DV6TED4 (9HZ) PARTNER HDI 16V
 9HT (DV6BUTED4) PARTNER TEPEE HDI
 9HV (DV6TED4) PARTNER TEPEE HDI 16V
 9HV (DV6TED4B) 1007 HDI
 9HV (DV6TED4BU) 206 CC HDI FAP 110
 9HX (DV6AUTE4) 206 HDI FAP 110
 206 SW HDI FAP 110
 207 CC HDI
 207 HDI
 3008 HDI
 307 HDI
 307 HDI 110 FAP
 307 HDI 90
 307 SW HDI 110 FAP
 308 HDI
 407 HDI
 407 HDI 110 FAP
 407 SW HDI 110 FAP
 408 HDI
 5008 HDI



PEUGEOT

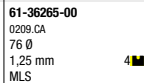
Ltr.  1,6 DV6BTEd4 (9HT) 9HU (DV6UTED4) 55-66 kW (75-90 PS) EXPERT HDI 90 16V EXPERT TEPEE HDI 90 16V PARTNER HDI 01/07



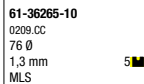
02-36567-01



04-10043-01



61-36265-00
0209.CA
76 Ø
1,25 mm
MLS



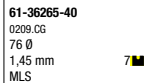
61-36265-10
0209.CC
76 Ø
1,3 mm
MLS



61-36265-20
0209.CE
76 Ø
1,35 mm
MLS




61-36265-30
0209.CF
76 Ø
1,4 mm
MLS



61-36265-40
0209.CG
76 Ø
1,45 mm
MLS



61-35055-10
98 045 482 80
79,8 Ø
0,6 mm
MLS




61-35055-20
79,8 Ø
0,9 mm
MLS



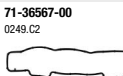
61-35055-20
79,8 Ø
0,9 mm
MLS



14-32206-01
0204.A2 (10x)




14-32139-04
0204.C4 (10X)



71-36567-00
0249.C2




71-42166-00
0249.C6



12-36587-01
0956.S1 (16x)




70-36587-00
0956.S1



12-33512-02
0956.40 (16x)



70-33512-00
0956.40



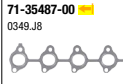
11-11022-01



40-76240-00



40-76919-00




71-35487-00

11-35246-01



71-35067-00

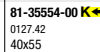


71-42093-00



70-31414-10

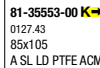
70-31414-10



81-35554-00



81-35553-00



81-38532-00



81-38531-00



81-38657-00

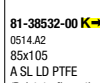


81-38533-00

81-38533-00



81-38532-00



81-38531-00



81-38657-00



81-38533-00



81-38532-00



81-38531-00



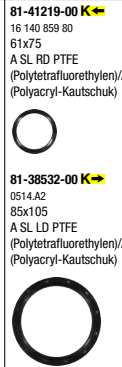
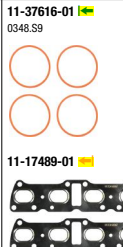

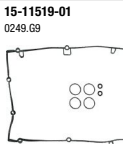
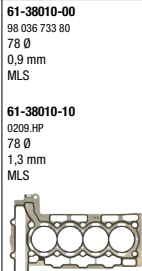
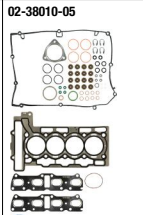
81-38657-00



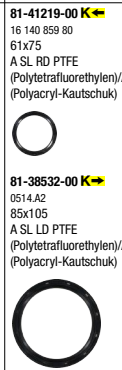

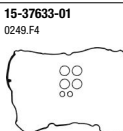
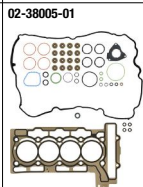
81-38533-00

PEUGEOT

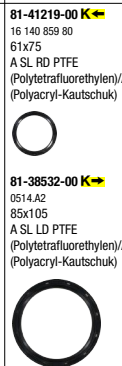

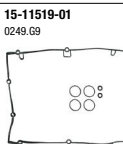
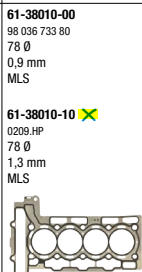
Ltr.  1.6 EGX (EP6FADTR) 133-193 kW (181-263 PS) 308 01/18
 508




1.6 EP6 81-88 kW (110-120 PS) PARTNER 02/07
5FS (EP6C) PARTNER TEPEE
5FS (EP6C M) 2008
207
207 CC 16V
207 16V
208
3008
308 16V
408
5008 16V
508









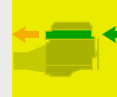



























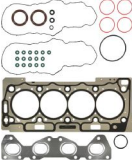





















1.6 EP6CDTX 147-150 kW (200-264 PS) RCZ 16V 06/10-12/19
5FU (EP6CDTX) 208 GTI
308 CC
308 GTI






PEUGEOT

Ltr.  1,6 NFP (EC5) 85 kW (115 PS) 308  05/15-06/21 

										
		<p>08-38532-02</p> 		<p>61-35055-10</p> <p>98 045 482 80 79,8 Ø 0,6 mm MLS</p> <p>61-35055-20 </p> <p>79,8 Ø 0,9 mm MLS</p> 	<p>14-32139-04</p> <p>0204.C4 (10X)</p> 	<p>71-42166-00</p> <p>0249.C6</p>  <p>2x</p>	<p>12-33512-02</p> <p>0956.40 (16x)</p>  <p>16x</p> <p>70-33512-00</p> <p>0956.40</p> 	<p>11-35246-01 </p> <p>0348.05</p>  <p>71-35067-00 </p> <p>0349.L3</p>  <p>71-42093-00  </p> <p>1709.33</p> 	<p>70-31414-10</p> 	<p>81-38533-00 </p> <p>0514.A3 42x66 A SL RD PTFE (Polytetrafluorethylen)/ACM (Polyacryl-Kautschuk)</p>  <p>81-38532-00 </p> <p>0514.A2 85x105 A SL LD PTFE (Polytetrafluorethylen)/ACM (Polyacryl-Kautschuk)</p>  <p>81-38531-00 </p> <p>0807.34 38x50 A SL RD PTFE (Polytetrafluorethylen)/ACM (Polyacryl-Kautschuk)</p>  <p>81-38657-00 </p> <p>0236.74 39x50 A SL RD PTFE (Polytetrafluorethylen)/ACM (Polyacryl-Kautschuk)</p> 


1,6 NFR (TU5JP4B) TU5JP4 (N6A)	66-83 kW (90-113 PS)	PARTNER PARTNER TEPEE 207 307	07/06	<p>02-35055-01</p> 	<p>08-35253-01</p> 	<p>61-35055-10</p> <p>98 045 482 80 79,8 Ø 0,6 mm MLS</p> <p>61-35055-20 </p> <p>79,8 Ø 0,9 mm MLS</p> 	<p>14-32139-04</p> <p>0204.C4 (10X)</p> 	<p>71-35251-00</p> <p>0249.A9</p>  <p>2x</p>	<p>12-33512-02</p> <p>0956.40 (16x)</p>  <p>16x</p> <p>70-33512-00</p> <p>0956.40</p> 	<p>11-35246-01 </p> <p>0348.05</p>  <p>71-35067-00 </p> <p>0349.L3</p>  <p>71-36469-00  </p> <p>1709.25</p> 	<p>71-35253-00</p> <p>0304.55</p> 	<p>81-31863-00 </p> <p>0514.38 42x66 A SL RD FPM</p>  <p>81-23708-50 </p> <p>0514.74 85x105 A SL LD FPM</p>  <p>81-34146-00  2x</p> <p>0807.24 38x50 A SL RD FPM</p> 
-----------------------------------	----------------------	--	-------	---	--	---	--	---	---	--	--	--


PEUGEOT

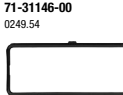
Ltr.  1,6 NFT (TU5JP) 72 kW (98 PS) 306  10/00-04/02 



61-31595-00
0209.W8
79,7 Ø
1,37 mm
MLS

61-31595-10 
0209.W9
79,7 Ø
1,57 mm
MLS


14-32075-01
0204.83 (10x)




12-26058-02
0956.19 (8x)

70-26058-00
0956.19


11-38519-01 
0348.P3 (4x)

71-35068-00 
0349.K1
8x

71-36469-00 
1709.25


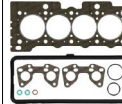







81-38533-00 
0514.A3
42x66
A SL RD PTFE
(Polytetrafluorethylen)/ACM
(Polyacryl-Kautschuk)


81-38532-00 
0514.A2
85x105
A SL LD PTFE
(Polytetrafluorethylen)/ACM
(Polyacryl-Kautschuk)



81-34403-00 
0236.44
36x50
A SL FPM



1,6 TU5JP (NFZ) 65-76 kW (88-103 PS) 106 05/93-10/03
TU5J2 (NFW) 206
TU5J2 (NFY) 306



02-28980-01
0197.J0
+0209.F6
 07874

02-31595-01
0197.J0
+0209.W8
 07875→

02-31146-02 
0197.J0





61-28980-00
0209.F6
79 Ø
1,5 mm
 07874



61-28980-10
0209.F7
79 Ø
1,7 mm
 07874
















61-31595-00
0209.W8
79,7 Ø
1,37 mm
MLS
 07875→

61-31595-10
0209.W9
79,7 Ø
1,57 mm
MLS
 07875→


14-32075-01
0204.83 (10x)




12-26058-02
0956.19 (8x)

70-26058-00
0956.19


11-38519-01 
0348.P3 (4x)

71-35249-00 
0348.E5
 07874
8x

71-35248-00 
0348.P3
 07875→
4x

71-31147-00 
0349.A6
2x

71-35068-00 
0349.K1

71-36469-00 
1709.25




81-31863-00 
0514.38
42x66
A SL RD FPM

81-23708-50 
0514.74
85x105
A SL LD FPM

81-26244-10 
0236.21
36x50
A RD ACM


PEUGEOT

Ltr. 

1,6 TU5JP4 (NFU)

78-85 kW (106-115 PS)

 1

HOGGAR
PARTNER
PARTNER COMBISPACE
PARTNER TEPEE
PARTNER 16V
1007 16V
206
206 CC 16V
206 SW
206 SW 16V
206 16V
207
207 16V
307
307 CC 16V
307 SW 16V
307 16V
308
405

08/92



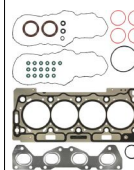
1,6 TU5JP4 (NFU)

78-85 kW (106-115 PS)

HOGGAR
PARTNER
PARTNER COMBISPACE
PARTNER TEPEE
PARTNER 16V
1007 16V
206
206 CC 16V
206 SW
206 SW 16V
206 16V
207
207 16V
307
307 CC 16V
307 SW 16V
307 16V
308
405

08/92


02-35055-01

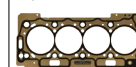


08-35253-01



61-35055-10
98 045 482 80
79,8 Ø
0,6 mm
MLS


61-35055-20 
79,8 Ø
0,9 mm
MLS



14-32139-04
0204.C4 (10X)




71-35251-00 2x
0249.A9
 2336722

71-42166-00 
0249.C6
 2336723→



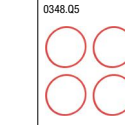
12-33512-02
0956.40 (16x)




70-33512-00
0956.40





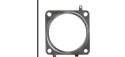
11-35246-01 
0348.05



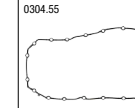
71-35067-00 
0349.L3



71-36469-00  
1709.25




71-35253-00
0304.55




81-31863-00 
0514.38
42x66
A SL RD FPM



81-23708-50 
0514.74
85x105
A SL LD FPM



81-34146-00  2x
0807.24
38x50
A SL RD FPM




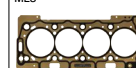
1,6 TU5JP4 (NFU)

79 kW (107 PS)

206

06/01-04/09

61-35055-20 
79,8 Ø
0,9 mm
MLS



1,6 TU5J4 (NFU)


87-88 kW (118-120 PS)


106


05/96-07/04

02-31850-01

08-31859-01 

61-31850-00
0209.Z0
79,7 Ø
1,37 mm
MLS 

61-31850-10
0209.W3
79,7 Ø
1,57 mm
MLS 

61-31850-20
0209.Z1
79,7 Ø
1,77 mm
MLS 




14-32139-04
0204.C4 (10X)




70-31414-10

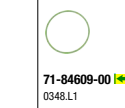

12-33512-02
0956.40 (16x)




70-33512-00
0956.40



71-34449-00 
0348.L0





71-84609-00   2x
0348.L1




71-34451-00 
0349.F9




70-31414-10


81-31863-00 
0514.38
42x66
A SL RD FPM



81-23708-50 
0514.74
85x105
A SL LD FPM



81-34146-00  2x
0807.24
38x50
A SL RD FPM




1,6 XC5P
XC6


48-60 kW (65-82 PS)


J7
J7 Bus
404
404 GT

04/63-03/80

71-19231-00
0249.14



71-17538-10  4x
0349.03



71-12921-20
0304.44

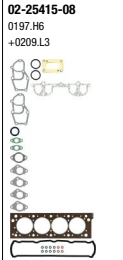
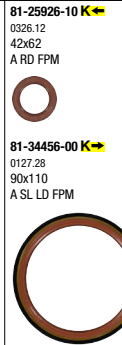
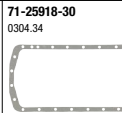

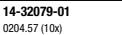

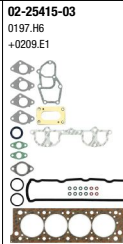


PEUGEOT

Ltr.  1,6 XC7P 44-46 kW (60-63 PS) J7 J7 Bus J9 504 08/68-06/87 




1,6 XU5CP (BAZ) 53-76 kW (72-103 PS) 205 01/87-09/98 XU5J (180A) 205 GTI XU5J (180Z) 309 XU5M (BDY) 405 XU5M (BDZ) XU5S (171) XU51C (B1A) XU51C (B1E) XU52C/K (B2A)


































PEUGEOT

Ltr. 

1,6	XU5CP (BAZ) XU5J (B6B) XU5J (180A) XU5J (180Z) XU5S (171) XU51C (B1A) XU51C (B1D) XU51C (B1E)	53-77 kW (72-105 PS)	205 205 GTI 305 309	10/82-10/90 
-----	--	----------------------	------------------------------	--









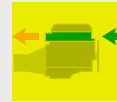





























14-32078-01 0204.89 (10x)  03/87	71-26237-00 0249.48 	12-25837-01 0956.22 (8x) 	71-31379-10  0348.76  4x 71-26236-10  0349.70 8x 71-27178-10   1710.39 	71-25918-30 0304.34 	81-25926-10  0326.12 42x62 A RD FPM  81-34456-00  0127.28 90x110 A SL LD FPM 
---	---	--	---	---	--


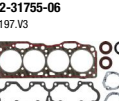



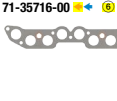
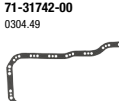

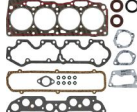















14-32078-01 0204.89 (10x) 	71-33664-00 0249.71 	12-25837-01 0956.22 (8x) 	71-33663-00  2x 0348.F6  2x 71-33738-00   0348.E6 8x 71-35364-00   1723.63 	71-25918-30 0304.34 	81-25926-10  0326.12 42x62 A RD FPM  81-34456-00  0127.28 90x110 A SL LD FPM  81-26244-10  0236.21 36x50 A RD ACM 
---	---	--	---	---	---

PEUGEOT

Ltr.  1,6 XU5S (171) 71 kW (97 PS) 305  10/82-06/84 

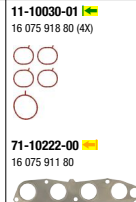
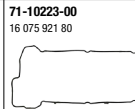
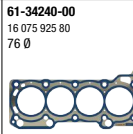
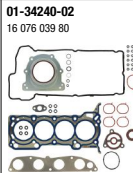
										
	<p>02-25415-03 0197.H6 +0209.E1</p>  <p>02-25415-08 0197.H6 +0209.L3</p>  <p>02-26237-01 0197.H6</p> 	<p>08-25918-05</p> 		<p>61-25415-30 0209.E1 84 Ø 1,3 mm</p>  <p>61-25415-40 0209.L3 84 Ø 1,5 mm</p> 	<p>14-32078-01 0204.89 (10x)</p> 	<p>71-26237-00 0249.48</p> 	<p>12-25837-01 0956.22 (8x)</p>  <p>70-25837-00 0956.22</p> 	<p>71-31379-10   0348.76</p>  <p>71-26236-10  0349.70 4x</p>  <p>71-27178-10   1710.39</p> 	<p>71-25918-30 0304.34</p> 	<p>81-25826-10   0326.12 42x62 A RD FPM</p>  <p>81-34456-00   0127.28 90x110 A SL LD FPM</p> 

1,6 1580 SPI (222A2) 58 kW (79 PS) EXPERT 02/96-09/00

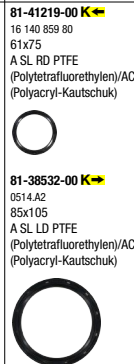
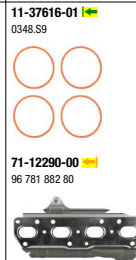
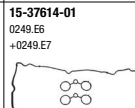
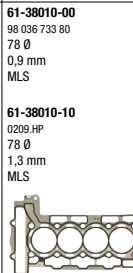
										
01-31755-03	<p>02-31755-06 0197.V3</p> 			<p>61-31755-00 0209.P9 87 Ø 1,8 mm</p> 		<p>71-31729-00 </p>  <p>71-31732-00 </p> 	<p>12-25837-01 0956.22 (8x)</p>  <p>70-25837-00 0956.22</p> 	<p>71-35716-00    2x</p> 	<p>71-31742-00 0304.49</p> 	<p>81-35883-00   30x52 AB SL RD FPM</p> 

PEUGEOT

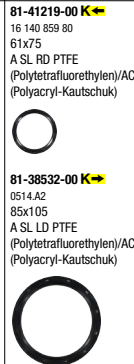
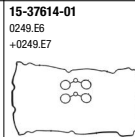
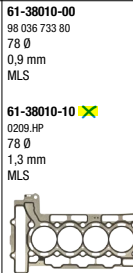
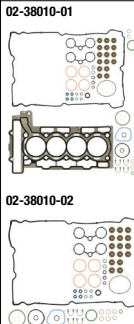
Ltr.  1,6 4A92 86 kW (117 PS) 4008 05/12







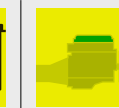

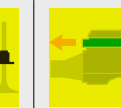




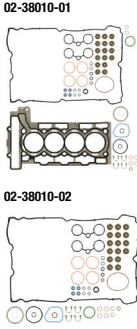
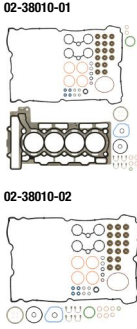

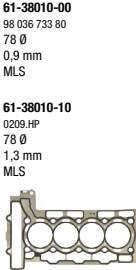

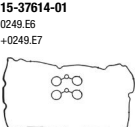









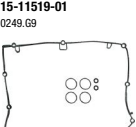









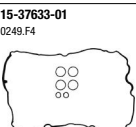












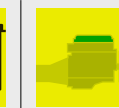

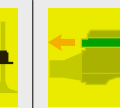





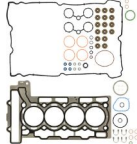




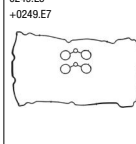
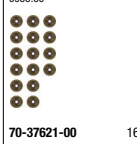






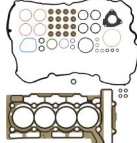




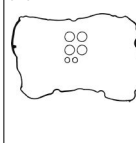
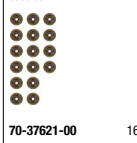

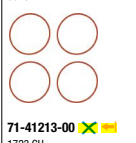



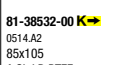
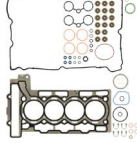




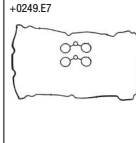
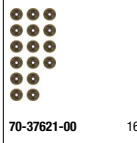

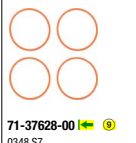




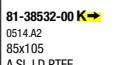
1,6 5FA (EP6CDT) 92 kW (125 PS) 308 09/13-06/21



1,6 5FD (EP6DTS) 103-152 kW (140-207 PS) RCZ 16V 02/06
5FR (EP6DT) 207
5FT (EP6DT) 207 CC Turbo 16V
5FV (EP6CDT) 207 CC 16V
5FX (EP6DT) 207 TURBO
5FY (EP6DTS) 207 16V
208
3008 THP
308
308 CC 16V
308 16V
5008
5008 16V
508

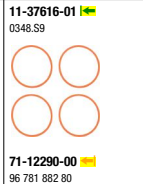
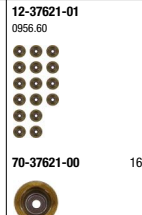
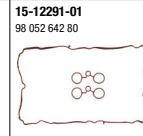

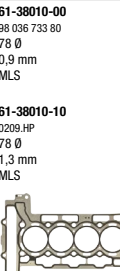
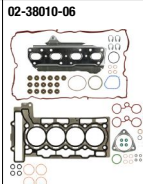


PEUGEOT															
Ltr.															
1,6	5FE (EP6CDTM) 5FE (EP6CDTMD) 5FM (EP6CDTM)	110-127 kW (150-173 PS)	RCZ RCZ 16V 208 3008 THP 308 408 THP 508	06/09											
1,6	5FG (EP6CDTR)	199 kW (270 PS)	RCZ	06/13-12/15											
1,6	5FH (EP6C) 5FK (EP6CB) 5FW (EP6)	72-88 kW (98-120 PS)	PARTNER PARTNER TEPEE 207 308 16V 508	03/07											


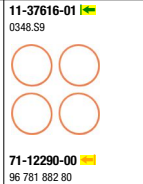
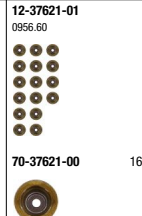
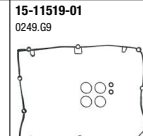


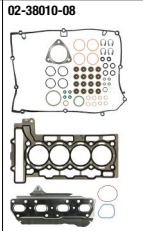
PEUGEOT														
Ltr.														
1,6	5FN (EP6CDT)	110 kW (150 PS)	508	11/10-12/18	 02-38010-01	 08-11542-01		 61-38010-00 98 036 733 80 78 Ø 0,9 mm MLS  61-38010-10 0209.HP 78 Ø 1,3 mm MLS	 14-32347-01 0204.C1	 15-37614-01 0249.E6 +0249.E7	 12-37621-01 0956.60  70-37621-00	 11-37616-01 0348.S9  71-41214-00 V7 616 895 80	 70-31414-10	 81-41219-00 16 140 859 80 61x75 A SL RD PTFE (Polytetrafluorethylen)/ACM (Polyacryl-Kautschuk)  81-38532-00 0514.A2 85x105 A SL LD PTFE (Polytetrafluorethylen)/ACM (Polyacryl-Kautschuk)
1,6	5FW (EP6)	88 kW (120 PS)	207 CC 16V 207 16V 3008 5008 16V	02/07-03/17	 02-38005-01	 08-11542-01		 61-38005-00 0209.EW 78 Ø 0,9 mm MLS  61-38005-10 78 Ø 1,2 mm MLS	 14-32347-01 0204.C1	 15-37633-01 0249.F4	 12-37621-01 0956.60  70-37621-00	 11-37632-01 0348.T4  71-41213-00 1723.CH	 70-31414-10	 81-41219-00 16 140 859 80 61x75 A SL RD PTFE (Polytetrafluorethylen)/ACM (Polyacryl-Kautschuk)  81-38532-00 0514.A2 85x105 A SL LD PTFE (Polytetrafluorethylen)/ACM (Polyacryl-Kautschuk)
1,6	5FX (EP6DT)	110 kW (150 PS)	3008 THP	06/09-08/16	 02-38010-01		 04-10230-01	 61-38010-00 98 036 733 80 78 Ø 0,9 mm MLS  61-38010-10 0209.HP 78 Ø 1,3 mm MLS	 14-32347-01 0204.C1	 15-37614-01 0249.E6 +0249.E7	 12-37621-01 0956.60  70-37621-00	 11-37616-01 0348.S9  71-37628-00 0348.S7  71-41214-00 V7 616 895 80	 70-31414-10	 81-41219-00 16 140 859 80 61x75 A SL RD PTFE (Polytetrafluorethylen)/ACM (Polyacryl-Kautschuk)  81-38532-00 0514.A2 85x105 A SL LD PTFE (Polytetrafluorethylen)/ACM (Polyacryl-Kautschuk)

PEUGEOT

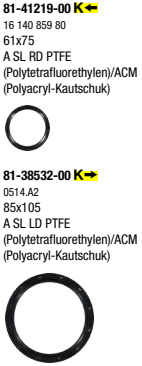
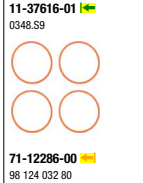
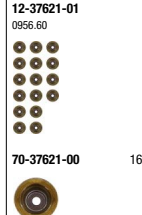
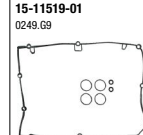

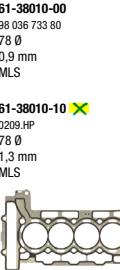
Ltr.  1.6 5GL (EP6FDTMD) 5GX (EP6FDTMD) 100-112 kW (136-152 PS) 3008 THP 308 5008 508 THP 09/13









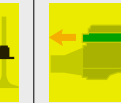





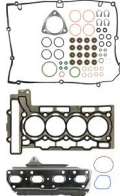



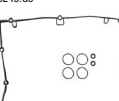



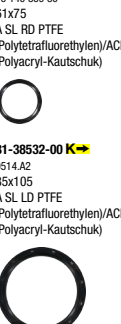










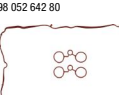



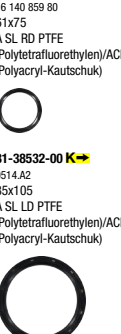











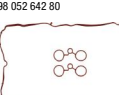



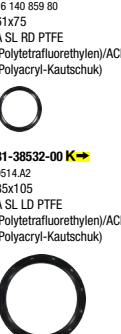


























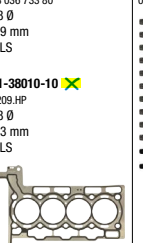
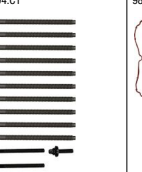
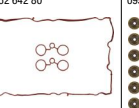


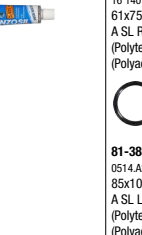



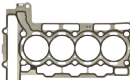

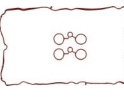











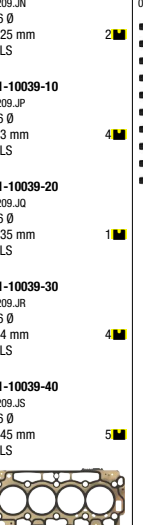


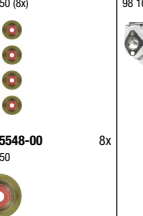




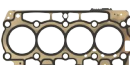












1,6 5GM (EP6FDTX) 5GT (EP6FDTX) 151-155 kW (205-211 PS) 308 06/14




1,6 5GN (EP6FDTR) 5GP (EP6FDTR) 184-200 kW (250-272 PS) 308 GTI 06/15-06/21




PEUGEOT															
Ltr. 															
1,6 5GR (EP6FDTX)	153 kW (208 PS)	208	10/14-12/19												
					02-38010-08	08-10148-01			61-38010-00 98 036 733 80 78 Ø 0,9 mm MLS 61-38010-10 0209.HP 78 Ø 1,3 mm MLS	14-32347-01 0204.C1	15-11519-01 0249.G9	12-37621-01 0956.60 70-37621-00	11-37616-01  0348.S9 71-12290-00  96 781 882 80	70-31414-10 	81-41219-00  16 140 859 80 61x75 A SL RD PTFE (Polytetrafluorethylen)/ACM (Polyacryl-Kautschuk) 81-38532-00  0514.A2 85x105 A SL LD PTFE (Polytetrafluorethylen)/ACM (Polyacryl-Kautschuk)
1,6 5GV (EP6FDTM) 5GY (EP6FDTM)	121-127 kW (165-173 PS)	208 3008 308 408 5008 THP 508 508 THP	09/09												
					02-38010-07	08-10148-01	04-10230-01 		61-38010-00 98 036 733 80 78 Ø 0,9 mm MLS 61-38010-10 0209.HP 78 Ø 1,3 mm MLS	14-32347-01 0204.C1	15-12291-01 98 052 642 80	12-37621-01 0956.60 70-37621-00	11-37616-01  0348.S9 11-17489-01 	70-31414-10 	81-41219-00  16 140 859 80 61x75 A SL RD PTFE (Polytetrafluorethylen)/ACM (Polyacryl-Kautschuk) 81-38532-00  0514.A2 85x105 A SL LD PTFE (Polytetrafluorethylen)/ACM (Polyacryl-Kautschuk)
1,6 5GZ (EP6FDT)	120-121 kW (163-165 PS)	208 3008 3008 T 5008 508	09/11												
					02-38010-04	08-10148-01	04-10230-01 		61-38010-00 98 036 733 80 78 Ø 0,9 mm MLS 61-38010-10  0209.HP 78 Ø 1,3 mm MLS	14-32347-01 0204.C1	15-12291-01 98 052 642 80	12-37621-01 0956.60 70-37621-00	11-37616-01  0348.S9 71-41214-00  V7 616 895 80	70-31414-10 	81-41219-00  16 140 859 80 61x75 A SL RD PTFE (Polytetrafluorethylen)/ACM (Polyacryl-Kautschuk) 81-38532-00  0514.A2 85x105 A SL LD PTFE (Polytetrafluorethylen)/ACM (Polyacryl-Kautschuk)


PEUGEOT																
Ltr.																
1,6	5GZ (EP6FDT)	120-121 kW (163-165 PS)	408 THP 5008 THP	01/11												
						02-38010-04	08-10148-01	04-10230-01 	61-38010-00 98 036 733 80 78 Ø 0,9 mm MLS 61-38010-10  0209.HP 78 Ø 1,3 mm MLS 	14-32347-01 0204.C1 	15-12291-01 98 052 642 80 	12-37621-01 0956.60 	11-37616-01  0348.S9 	70-31414-10 	81-41219-00  16 140 859 80 61x75 A SL RD PTFE (Polytetrafluorethylen)/ACM (Polyacryl-Kautschuk)  81-38532-00  0514.A2 85x105 A SL LD PTFE (Polytetrafluorethylen)/ACM (Polyacryl-Kautschuk) 	
1,6	9HC (DV6C) 9HF (DV6DTE) 9HF (DV6DU) 9HH (DV6DUM) 9HJ (DV6DTEDM) 9HM (DV6UC) 9HN (DV6TED) 9HP (DV6DTE)	55-85 kW (75-116 PS)	EXPERT HDI 90 EXPERT TEPEE HDI PARTNER PARTNER HDI PARTNER HDI 75 PARTNER TEPEE HDI RIFTER HDI 2008 HDI 207 HDI 208 208 HDI 3008 HDI 115 301 HDI 90 308 308 HDI 308 HDI 115 308 HDI 92 4008 HDI	01/07												
						02-40903-02	08-42514-01	04-10340-01 	61-10039-00 0209.JN 76 Ø 1,25 mm MLS 61-10039-10 0209.JP 76 Ø 1,3 mm MLS 61-10039-20 0209.JQ 76 Ø 1,35 mm MLS 61-10039-30 0209.JR 76 Ø 1,4 mm MLS 61-10039-40 0209.JS 76 Ø 1,45 mm MLS 	14-32336-01 0205.57 (10x) 	71-40903-00 0249.G2 	12-35548-01 0956.50 (8x) 	71-39037-00  98 106 973 80 	70-31414-10 	81-35554-00  0127.42 40x55 A SL RD PTFE ACM  81-35553-00  0127.43 85x105 A SL LD PTFE ACM  81-35552-00  0807.30 27x47 A SL RD PTFE ACM 	

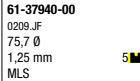
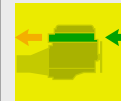
PEUGEOT

Ltr.  1,6 9HD (DV6C)
9HD (DV6C UE6)
9HD (DV6CTED)
9HG (DV6C M)
9HK (DV6ETEDM)

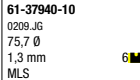
55-84 kW (75-115 PS)

 PARTNER
PARTNER HDI
PARTNER HDI 75
PARTNER TEPEE HDI
2008 HDI
208 HDI
208 HDI 75
3008 HDI
308 HDI
4008 HDI
408 HDI
5008 HDI
508 HDI

 08/05



5



6



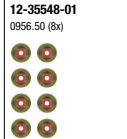
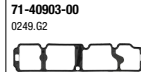

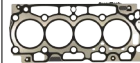
4



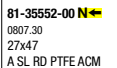
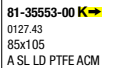
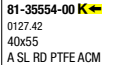

7




8



8x



PEUGEOT

Ltr. 

1,6 9HL (DV6C)


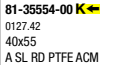
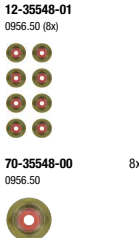

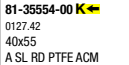
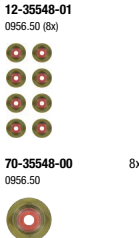

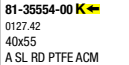

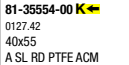
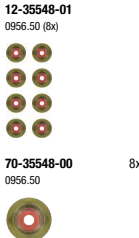

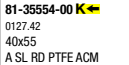

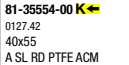
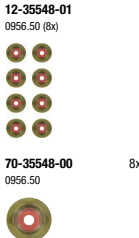

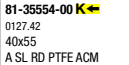

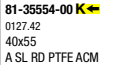
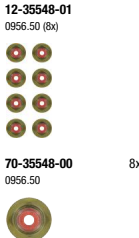

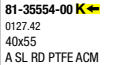

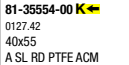

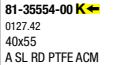

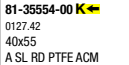

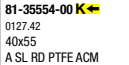
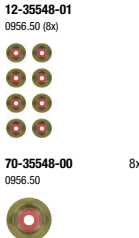

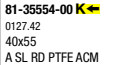

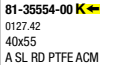
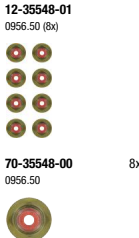

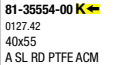
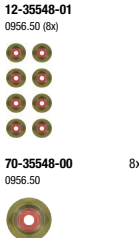

82-85 kW (111-116 PS)





PARTNER
PARTNER HDI
PARTNER TEPEE HDI
408 HDI
508
508 HDI



08/10



PEUGEOT

Ltr.  1,6 9HR (DV6C) 82-84 kW (111-115 PS) 207 HDI 207 HDI 110 208 3008 HDI 308 HDI 5008 HDI 508 HDI 06/09-12/19 



5 



6 



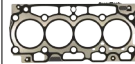
4 



7 




8 



14-32336-01

0205.57 (10x)



71-40903-00

0249.G2



12-35548-01

0956.50 (8x)



70-35548-00

0956.50



71-38503-00

0349.N5



71-39037-00

98 106 973 80

8x  12216→



70-31414-10

0127.42

40x55

A SL RD PTFE ACM



81-35554-00

0127.42

40x55

A SL RD PTFE ACM



81-35553-00

0127.43

85x105

A SL RD PTFE ACM



81-35552-00


0807.30









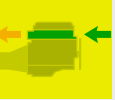






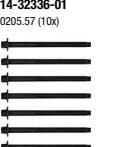
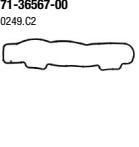
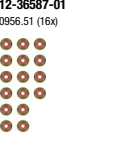


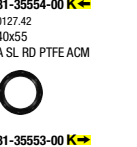









27x47

A SL RD PTFE ACM



PEUGEOT

Ltr.  1,6 9HS (DV6TED4BU) 66 kW (90 PS) PARTNER HDI 16V  04/08

										
										
	02-36567-01 0209.CA 76 Ø 1,25 mm MLS	08-36869-01 0209.CC 76 Ø 1,3 mm MLS	04-10043-01 	61-36265-00 0209.CA 76 Ø 1,25 mm MLS	14-32336-01 0205.57 (10x)	71-36567-00 0249.C2	12-36587-01 0956.51 (16x)	11-11022-01 	70-31414-10 0956.51	81-35554-00 
				61-36265-10 0209.CC 76 Ø 1,3 mm MLS						0127.42 40x55 A SL RD PTFE ACM
				61-36265-20 0209.CE 76 Ø 1,35 mm MLS						
				61-36265-30 0209.CF 76 Ø 1,4 mm MLS						81-35553-00 
				61-36265-40 0209.CG 76 Ø 1,45 mm MLS						0127.43 85x105 A SL LD PTFE ACM
				61-36265-50 0209.HG 76 Ø 1,5 mm MLS						
				61-36265-60 0209.HF 76 Ø 1,55 mm MLS						81-35552-00 
				61-36265-70 0209.HE 76 Ø 1,6 mm MLS						0127.30 27x47 A SL RD PTFE ACM
				61-36265-75 0209.HC 76 Ø 1,65 mm MLS						
										

PEUGEOT

Ltr.  1,6 9HW (DV6BTD4) 55 kW (75 PS) PARTNER HDI  08/05 



02-36567-01



08-36869-01



04-10043-01

61-36265-00
0209.CA
76 Ø
1,25 mm
MLS

4

61-36265-10
0209.CC
76 Ø
1,3 mm
MLS

5

61-36265-20
0209.CE
76 Ø
1,35 mm
MLS

3

61-36265-30
0209.CF
76 Ø
1,4 mm
MLS

6

61-36265-40
0209.CG
76 Ø
1,45 mm
MLS

7

61-36265-50
0209.HG
76 Ø
1,5 mm
MLS

5

61-36265-60
0209.HF
76 Ø
1,55 mm
MLS


6

61-36265-70
0209.HE
76 Ø
1,6 mm
MLS


4

61-36265-75
0209.HC
76 Ø
1,65 mm
MLS

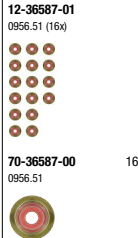
5



14-32206-01
0204.A2 (10x)




71-36567-00
0249.C2



12-36587-01
0956.S1 (16x)

16x



11-11022-01



40-76240-00
0348.R5

4x



40-76919-00
0348.R4

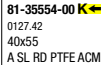
4x



71-35487-00
0349.J8



70-31414-10



81-35554-00
0127.42
40x55
A SL RD PTFE ACM









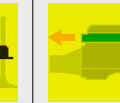














































81-35553-00
0127.43
85x105
A SL LD PTFE ACM



81-35552-00
0807.30
27x47
A SL RD PTFE ACM



PEUGEOT															
Ltr. 															
1,8 EW7A (6FY)	92 kW (125 PS)	407 SW 16V 407 16V	08/05-12/10						61-37355-00 0209.FR MLS 	14-32342-01 0204.A3 (10x) 		12-34439-01 0956.45 (16x)  70-34439-00 0956.45 	71-38549-00  4x 0348.S2  71-34992-00  0349.L4 	70-31414-10 	81-34454-10  16 089 406 80 40x55 A SL RD PTFE  81-34456-00  0127.28 90x110 A SL LD FPM  81-34403-00  0236.44 36x50 A SL FPM  81-38657-00  0236.74 39x50 A SL RD PTFE (Polytetrafluorethylen)/ACM (Polyacryl-Kautschuk) 
1,8 EW7J4 (6FZ)	85 kW (116 PS)	406 406 16V 407 407 SW	09/00-07/05	01-35820-01 0197.Y1 +0209.QG +0249.A4 +0249.A5 	02-35820-01 	08-37006-01 			61-35820-00 0209.QG 83 Ø MLS 	14-32234-01 0204.A7 (10x) 	71-34452-00  R 0249.A5  71-34453-00  L 0249.A4 	12-34439-01 0956.45 (16x)  70-34439-00 0956.45 	71-35903-00  4x 0348.P1  71-33853-00  0349.H8 	70-31414-10 	81-34454-10  16 089 406 80 40x55 A SL RD PTFE  81-34456-00  0127.28 90x110 A SL LD FPM  81-34403-00  2x 0236.44 36x50 A SL FPM 

PEUGEOT

Ltr.

1,8 KF5
KF6

71 kW (97 PS)

504

07/68-02/71


71-19231-00
0249.14


71-22583-10 0348.18


71-17538-10 4x
0349.03

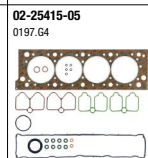
71-12921-20
0304.44

1,8 L6A (XU7JP)
XU7JP (LFZ)

74-77 kW (101-105 PS)

EXPERT
306
405
406

01/93-04/02


02-25415-05
0197.64


08-25918-05


61-25415-30
0209.E1
84 Ø
1,3 mm

61-25415-40
0209.L3
84 Ø
1,5 mm

14-32079-01
0204.57 (10x)
 03/97

14-32078-01
0204.89 (10x)
 04/97 →

71-33664-00
0249.71

12-25837-01
0956.22 (8x)

70-25837-00
0956.22


8x

71-33663-00 2x
0348.F6

71-33738-00 2x
0348.E6



71-35364-00 1723.63


71-12921-30
0304.34


81-25926-10

0326.12
42x62
A RD FPM


81-34456-00

0127.28
90x110
A SL LD FPM


81-26244-10


0236.21
36x50
A RD ACM

1,8 XM
XM7

53-65 kW (72-88 PS)

404
504
505

07/68-10/99

61-22745-00
86,7 Ø

71-19231-00
0249.14


71-17538-10 0349.03


71-12921-20
0304.44


1,8 XM7P

48 kW (65 PS)

J7
J7 Bus

07/70-03/80

71-19231-00
0249.14

12-23062-01
0956.30 (8x)

70-23062-00
0956.05


8x

71-17538-10 4x
0349.03

71-12921-20
0304.44


81-25926-10

0326.12
42x62
A RD FPM


PEUGEOT

Ltr. 

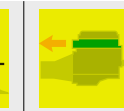
1,8 XUD7 (A9A)
XUD7 (161A)
161 (XUD7)

43-44 kW (58-60 PS)



PARTNER D
205 D
305 D
306 D
309
309 D
405 D

11/82-12/02



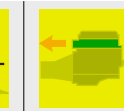

1,8 XUD7 (A9A)
XUD7 (161A)
161 (XUD7)

43-44 kW (58-60 PS)

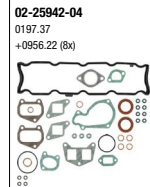


PARTNER D
205 D
305 D
306 D
309
309 D
405 D

11/82-12/02



02-25942-03
0197.37



02-25942-04
0197.37
+0956.22 (8x)



08-25918-02

61-29145-10
0209.F9
82 Ø
1,6 mm

2

61-29145-20
0209.G0
82 Ø
1,7 mm

3

61-31060-00
0209.S0
82 Ø
1,4 mm

1

61-31060-10
0209.S1
82 Ø
1,45 mm

2

61-31060-20
0209.S2
82 Ø
1,5 mm

3

61-31060-30
0209.S3
82 Ø
1,55 mm

4

61-31060-40
0209.S4
82 Ø
1,6 mm

5




14-32077-01
0204.65 (10x)

71-25942-00
0249.46



12-25837-01
0956.22 (8x)



71-33156-00

0348.98



71-33157-00 2x

0348.99



71-25919-30 2x

0349.47



71-25918-30
0304.34




81-25926-10

0326.12
42x62
A RD FPM



81-34456-00

0127.28
90x110
A SL LD FPM



81-21798-30

0236.14
35x50
A SL WD ACM

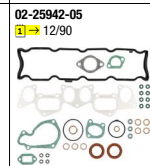
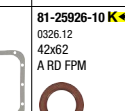
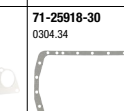
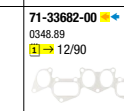
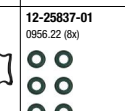
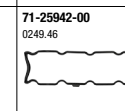
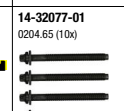

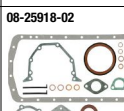
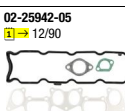


1,8 XUD7T
XUD7TE (AJZ)
XUD7TE (ABA)
XUD7TE (ABB)

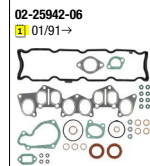
57-66 kW (78-90 PS)

205
205 DT
205 TD
309 TD
405 D
405 DT
405 TD

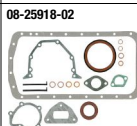
10/87-09/98



02-25942-05
 12/90



02-25942-06
 01/91 →



08-25918-02

61-33670-00
0209.00
82 Ø
1,54 mm

2

61-33670-10
0209.01
82 Ø
1,64 mm

3



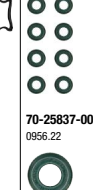
14-32077-01
0204.65 (10x)



71-25942-00
0249.46



12-25837-01
0956.22 (8x)



71-33682-00

0348.89

12/90



71-33683-00

0348.J0

01/91 →



50-92244-00

1721.01



71-25918-30
0304.34



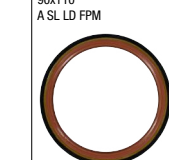
81-25926-10

0326.12
42x62
A RD FPM



81-34456-00

0127.28
90x110
A SL LD FPM











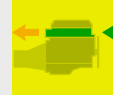



















81-21798-30

0236.14
35x50
A SL WD ACM

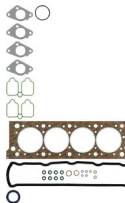





























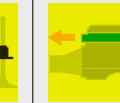










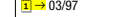






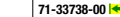


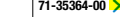



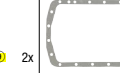
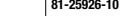

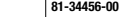

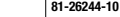

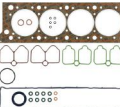








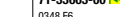




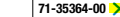
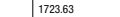


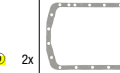
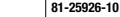

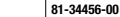

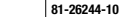

PEUGEOT

Ltr.  1,8 XU7JB (LFX) 66 kW (90 PS) PARTNER 406  03/97-10/04




										
	02-25415-09 	08-25918-05 		61-25415-30 0209.E1 84 Ø 1,3 mm 61-25415-40 0209.L3 84 Ø 1,5 mm 		71-33664-00 0249.71 	12-25837-01 0956.22 (8x)  70-25837-00 0956.22 	71-34418-00  4x 0348.L7  71-35364-00  1723.63 	71-25918-30 0304.34 	81-25926-10  0326.12 42x62 A RD FPM  81-34456-00  0127.28 90x110 A SL LD FPM  81-26244-10  0236.21 36x50 A RD ACM 

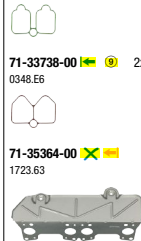


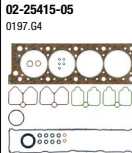
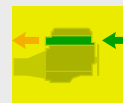
1,8 XU7JP (LFW) 73 kW (99 PS) 806 07/95-08/02

	02-25415-06 	08-25918-03 		61-25415-30 0209.E1 84 Ø 1,3 mm 61-25415-40 0209.L3 84 Ø 1,5 mm 	14-32079-01 0204.57 (10x)  03/97 14-32078-01 0204.89 (10x)  04/97→ 	71-26237-00 0249.48 	12-25837-01 0956.22 (8x)  70-25837-00 0956.22 	71-33663-00  2x 0348.F6  71-26236-10  0349.70 	71-25918-30 0304.34 	81-25926-10  0326.12 42x62 A RD FPM  81-34456-00  0127.28 90x110 A SL LD FPM  81-26244-10  0236.21 36x50 A RD ACM 
--	--	---	--	---	--	---	---	---	---	---



PEUGEOT														
Ltr. 														
1,8 XU7JP (LFZ)	74 kW (101 PS)	306	03/94-04/02		02-25415-05 0197.G4  	08-25918-05  		61-25415-30 0209.E1 84 Ø 1,3 mm 61-25415-40 0209.L3 84 Ø 1,5 mm 	14-32079-01 0204.57 (10x)  03/97 14-32078-01 0204.89 (10x) 	71-33664-00 0249.71 	12-25837-01 0956.22 (8x)  70-25837-00 0956.22 	71-33663-00  2x 0348.F6  71-33738-00   2x 0348.E6  71-35364-00    1723.63 	71-25918-30 0304.34 	81-25926-10  0326.12 42x62 A RD FPM  81-34456-00  0127.28 90x110 A SL LD FPM  81-26244-10  0236.21 36x50 A RD ACM 
1,8 XU7JP (LFZ)	74 kW (101 PS)	405	08/92-10/96		02-25415-05 0197.G4  	08-25918-05  		61-25415-30 0209.E1 84 Ø 1,3 mm 61-25415-40 0209.L3 84 Ø 1,5 mm 	14-32079-01 0204.57 (10x) 	71-33664-00 0249.71 	12-25837-01 0956.22 (8x)  70-25837-00 0956.22 	71-33663-00  2x 0348.F6  71-33738-00   2x 0348.E6  71-35364-00    1723.63 	71-25918-30 0304.34 	81-25926-10  0326.12 42x62 A RD FPM  81-34456-00  0127.28 90x110 A SL LD FPM  81-26244-10  0236.21 36x50 A RD ACM 


PEUGEOT


Ltr.  1,8 XU7JP (LFZ) 74-75 kW (101-102 PS) 306  03/97-04/02  1





PEUGEOT


Ltr.  1.8 XU7JP4 (LFV) 76-86 kW (103-117 PS) 306 306 16V 406 406 16V 11/95-10/03 



01-35040-01
0197.V5
+0209.03
+0249.A2
+0249.A3
 07965

01-35040-02
0197.X7
+0209.03
+0249.A2
+0249.A3
 07966→

02-35040-01
 07965

02-35040-02
 07966→

61-35040-00
0209.03
84 Ø

14-32155-01
0204.80 (10x)



71-34446-00 R
0249.A3



71-34447-00 L
0249.A2



12-35257-01
0956.34 (16x)
 07363



12-34438-01
0956.42 (16x)
 07364→
 07965

12-34439-01
0956.45 (16x)
 07966→

71-33666-00   07037

71-35899-00  0348.K6
 07038→ 4x

71-34443-00  0349.F4
 07664

71-35768-00  0349.H0
 07665→




70-31414-10

81-25826-10  0326.12
42x62
A RD FPM

81-34456-00  0127.28
90x110
A SL LD FPM

81-34403-00  0236.44
36x50
A SL FPM 2x

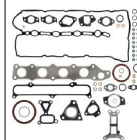
PEUGEOT

Ltr.  1,8 6HZ (4N13) 110 kW (150 PS) 4008  05/12 



01-54168-01

16 076 040 80



61-54100-00
16 075 923 80
84,5 Ø
1,3 mm
MLS

1 

61-54100-10
16 075 922 80
84,5 Ø
1,35 mm
MLS


2 

61-54100-20
16 075 924 80
84,5 Ø
1,4 mm
MLS

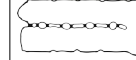
3 



14-13365-01
16 075 986 80 (10x)



71-54168-00
16 075 920 80



12-54169-01
16 081 661 80 (8x)
+16 081 663 80 (8x)




70-54169-00 **ES**
16 081 663 80


8x


70-54171-00 **AS**
16 081 661 80

8x



71-54172-00 
16 075 917 80



71-54173-00 
16 075 910 80




70-31414-10




81-54174-00 

16 075 931 80
70x85
A SL RD FPM



81-54176-00 

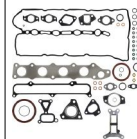
16 075 933 80
95x111
A SL LD FPM



1,8 6HZ (4N13) 110 kW (150 PS) 4008 HDI 05/12

01-54168-01

16 076 040 80



04-10301-01 

61-54100-00
16 075 923 80
84,5 Ø
1,3 mm
MLS

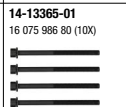
1 

61-54100-10
16 075 922 80
84,5 Ø
1,35 mm
MLS

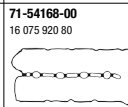
2 

61-54100-20
16 075 924 80
84,5 Ø
1,4 mm
MLS

3 



14-13365-01
16 075 986 80 (10x)



71-54168-00
16 075 920 80



12-54169-01
16 081 661 80 (8x)
+16 081 663 80 (8x)

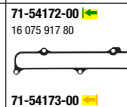



70-54169-00 **ES**
16 081 663 80

8x


70-54171-00 **AS**
16 081 661 80

8x




71-54172-00 
16 075 917 80



71-54173-00 
16 075 910 80




70-31414-10


81-54174-00 

16 075 931 80
70x85
A SL RD FPM



81-54176-00 

16 075 933 80
95x111
A SL LD FPM



PEUGEOT

Ltr.


1,9 DFV (XU9J2)
XU9J2 (D6A)

80-93 kW (109-126 PS)

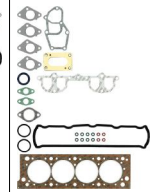
405

07/87-12/95

15-25415-04



02-25415-03

0197.H6
+0209.E1


02-26237-01

0197.H6



08-25918-05



61-25415-30

0209.E1
84 Ø
1,3 mm

61-25415-40

0209.L3
84 Ø
1,5 mm


14-32079-01

0204.57 (10x)

71-26237-00

0249.48



12-25837-01

0956.22 (8x)




71-26236-10

0349.70

70-25837-00

0956.22



71-31379-10

0348.76




71-26236-10

0349.70

50-92244-00

1721.01




71-25918-30


0304.34



81-25926-10

0326.12
42x62
A RD FPM


81-34456-00

0127.28
90x110
A SL LD FPM


81-34403-00

0236.44
36x50
A SL FPM


1,9 DJZ (XUD9)

XUD9

XUD9 (DJZ)

XUD9 (16Z)

47-51 kW (64-69 PS)

J5

PARTNER COMBISPACE D

205

205 D

305 D

306

306 D

306 SLD

306 STD

309 D

405 D

10/82-05/01

02-25942-03




0197.37



02-25942-04

0197.37

+0956.22 (8x)



08-25918-02



61-29165-10

0209.K0
84 Ø
1,6 mm

61-29165-20

0209.K1
84 Ø
1,7 mm


61-31065-00

0209.S5
84 Ø
1,4 mm

61-31065-10

0209.S6
84 Ø
1,45 mm

61-31065-20

0209.S7
84 Ø
1,5 mm

61-31065-30



0209.S8
84 Ø
1,55 mm

61-31065-40

0209.S9
84 Ø
1,6 mm


14-32077-01

0204.65 (10x)



71-25942-00

0249.46



12-25837-01

0956.22 (8x)



71-33156-00

0348.98



71-33157-00

0348.99



71-25919-30

0349.47



50-92244-00

1721.01




71-25918-30

0304.34



81-25926-10

0326.12
42x62
A RD FPM


81-34456-00

0127.28
90x110
A SL LD FPM


81-34403-00

0236.44
35x50
A SL WD ACM


81-21798-30

0236.14
35x50
A SL WD ACM


PEUGEOT

Ltr.

1,9 DW8 (WJZ)
DW8B (WJY)

51-52 kW (69-71 PS)



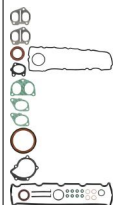
EXPERT D
PARTNER D
206 D
207
306 D




06/96-12/15



01-34356-01
0197.X6
+0127.28
+0326.22
+0807.14



02-34356-01
0197.X5
+0807.14



61-33720-00
0209.X0
84 Ø
1,26 mm
MLS

3

61-33720-10
0209.X1
84 Ø
1,3 mm
MLS

4

61-33720-20
0209.X2
84 Ø
1,34 mm
MLS

5

61-33720-30
0209.X3
84 Ø
1,38 mm
MLS

6

61-33720-40
0209.X4
84 Ø
1,42 mm
MLS

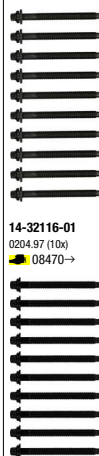
7

61-33720-50
0209.1C
84 Ø
1,47 mm
MLS

4




14-32077-01
0204.65 (10x)
08469



15-34356-01
0249.95
+0249.97



71-34353-00 U
0249.97



71-34356-00 U
0249.95



12-25837-01
0956.22 (8x)



70-25837-00
0956.22



71-34987-00 I
0348.N8



71-34988-00 I
0348.P0



71-29465-00
0349.H7



71-25918-30
0304.34



81-25826-10 K
0326.12
42x62
A RD FPM



81-34456-00 K
0127.28
90x110
A SL LD FPM
















81-25451-10 N
0807.14
35x50
A SL RD FPM



PEUGEOT

[illegible]

PEUGEOT

Ltr.															
1,9	D8A (XUD9TE) XUD9BSD (DHW) XUD9TE XUD9TE (DHX) XUD9TE (DHY) XUD9UTF (D8C) 42 D	55-69 kW (75-94 PS)	BOXER BOXER Bus TD BOXER TD EXPERT D 306 D 306 DT 306 SRDT 306 TD 405 TD 406 D 406 TD 806	08/92-10/04											

PEUGEOT

Ltr.  1,9 XUD9 (D9A) 47 kW (64 PS) 305 D 309 D  1 10/82-12/93



02-25942-06



08-25918-02



61-29165-10
0209.K0
84 Ø
1,6 mm

2 

61-29165-20
0209.K1
84 Ø
1,7 mm

3 



61-31065-00
0209.S5
84 Ø
1,4 mm

1 

61-31065-10
0209.S6
84 Ø
1,45 mm

2 

61-31065-20
0209.S7
84 Ø
1,5 mm

3 

61-31065-30
0209.S8
84 Ø
1,55 mm

4 

61-31065-40
0209.S9
84 Ø
1,6 mm

5 



14-32077-01
0204.65 (10x)



71-25942-00
0249.46



12-25837-01
0956.22 (8x)





70-25837-00
0956.22



8x

71-33683-00  



50-92244-00  
1721.01



71-25918-30
0304.34



81-25826-10 

0326.12
42x62
A RD FPM



81-34456-00 

0127.28
90x110
A SL LD FPM



81-21798-30 

0236.14
35x50
A SL WD ACM



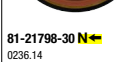
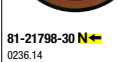

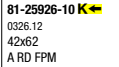
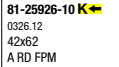







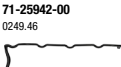
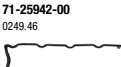














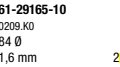
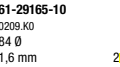
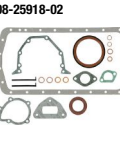
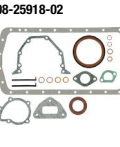
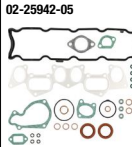
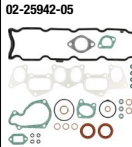
PEUGEOT

Ltr.  1,9 XUD9A (DJY)
XUD9A (D9B)
XUD9AU (D8C)

 47-52 kW (64-71 PS)

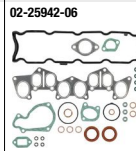
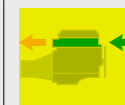
BOXER Bus D
BOXER D
EXPERT D
J5
J5 Bus D
J5 D
PARTNER D
205 D
306 D
306 SLD
306 STD
306 TD
309 D
405 D

 09/87



PEUGEOT

Ltr.  1,9 XUD9TE (DHX)
XUD9TE (D8B) 66-69 kW (90-94 PS) EXPERT TD
406 TD 806 TD 07/95-08/02



02-25942-06



08-25918-02



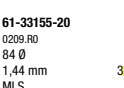
04-10241-01



61-33155-00



61-33155-10



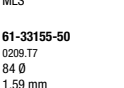
61-33155-20



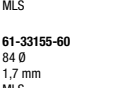
61-33155-30




61-33155-40



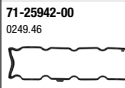
61-33155-50




61-33155-60



14-32177-01

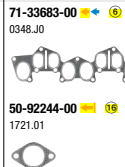


71-25942-00




12-25837-01

70-25837-00



71-33683-00



50-92244-00



8x




71-25918-30



81-25926-10



81-34456-00














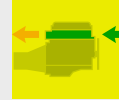























81-21798-30




81-21798-30

PEUGEOT

Ltr.			
1,9	XU9JA (D6B) XU9J1 (DFZ) XU9S (D2B) XU9S (159)	72-94 kW (98-128 PS)	09/84-07/89
		205 205 GTI 305 309 309 GTI	

										
	02-25415-03 0197.H6 +0209.E1 	08-25918-05 		61-25415-30 0209.E1 84 Ø 1,3 mm 61-25415-40 0209.L3 84 Ø 1,5 mm 	14-32078-01 0204.89 (10x)  03/87  14-32079-01 0204.57 (10x)  04/87 →	71-26237-00 0249.48 	12-25837-01 0956.22 (8x)  70-25837-00 0956.22 	71-31379-10  0348.76  71-26236-10  4x 0349.70  71-27178-10   1710.39 	71-25918-30 0304.34 	81-25926-10  0326.12 42x62 A RD FPM  81-34456-00  0127.28 90x110 A SL LD FPM 

PEUGEOT

Ltr.  1,9 XU9JA (D6B) 96 kW (131 PS) 309  10/85-08/89 



02-25415-03

0197.H6
+0209.E1



02-25415-08

0197.H6
+0209.L3



02-26237-01

0197.H6



08-25918-05



61-25415-30

0209.E1
84 Ø
1,3 mm

61-25415-40

0209.L3
84 Ø
1,5 mm



14-32078-01

0204.89 (10x)
 03/87



14-32079-01

0204.57 (10x)


71-26237-00

0249.48



12-25837-01

0956.22 (8x)



71-31379-10 

0348.76



71-26236-10 


0349.70



8x

71-27178-10 

1710.39




71-25918-30

0304.34



81-25826-10 

0326.12



42x62



A RD FPM

81-34456-00 

0127.28



PEUGEOT

Ltr. 


1,9 XU9J4 (D6C)
XU9J4Z (DFW)

108-116 kW (147-158 PS)

205
309 GTI 16V
405


06/87-12/93



02-25415-07
0197.J2
+0209.L3



02-33668-01
0197.J2



08-25918-05



61-25415-40
0209.L3
84 Ø
1,5 mm



14-32079-01
0204.57 (10x)

71-33668-00
0249.74



12-26058-03
0956.19 (16x)



70-26058-00
0956.19



71-33684-00  2x

0348.G4

71-33686-00  0349.E8



71-25918-30
0304.34



81-25926-10 

0326.12
42x62
A RD FPM



81-34456-00 

0127.28
90x110
A SL LD FPM



81-26244-10  2x

0236.21
36x50
A RD ACM





81-22660-00  2x

0236.24
32x45
A LD FPM



PEUGEOT

Ltr.  1,9 XU9S (159) 75 kW (102 PS) 305  1 10/82-08/85



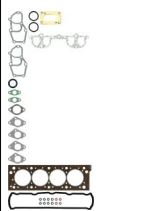
02-25415-03

0197.H6
+0209.E1



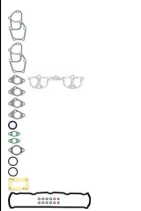
02-25415-08

0197.H6
+0209.L3



02-26237-01

0197.H6



08-25918-05



61-25415-30

0209.E1
84 Ø
1,3 mm

61-25415-40

0209.L3
84 Ø
1,5 mm




14-32078-01

0204.89 (10x)



71-26237-00

0249.48



12-25837-01

0956.22 (8x)




71-31379-10

0348.76



71-26236-10

0349.70



71-27178-10

1710.39



71-25918-30

0304.34




81-25826-10

0326.12
42x62
A RD FPM






81-34456-00









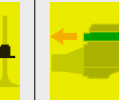












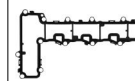












0127.28
90x110
A SL LD FPM



PEUGEOT







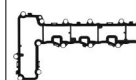












Ltr.			
2,0	AHH (DW10FC) AHJ (DW10FE) AHK (DW10FE) AHR (DW10FD) AHS (DW10FD) AHV (DW10FD) AHW (DW10FC) AHX (DW10FCD) AHX (DW10FD) EHS (DW10FDDU370) EHT (DW10FDDU340) EHY (DW10FCC) EHZ (DW10FDCU)	90-133 kW (122-181 PS)	EXPERT EXPERT HDI EXPERT HDI 120 EXPERT HDI 150 EXPERT HDI 180 TRAVELLER HDI TRAVELLER HDI 145 TRAVELLER HDI 150 TRAVELLER HDI 180 3008 HDI 308 HDI 308 HDI 150 308 HDI 180 5008 HDI 5008 HDI 150 508 HDI 508 HDI 150 508 HDI 180









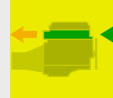





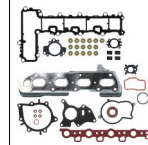







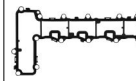








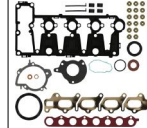















[NEW]

										
02-12453-01 	08-12456-01 	04-10350-01  	61-10212-00 98 070 922 80 86 Ø 1,25 mm MLS  61-10212-10 98 070 923 80 86 Ø 1,3 mm MLS  61-10212-20 98 070 924 80 86 Ø 1,35 mm MLS  61-10212-30 98 070 925 80 86 Ø 1,4 mm MLS  61-10212-40 86 Ø 1,45 mm MLS 	14-12457-01 98 020 332 80 (10x) 	71-12453-00 98 012 929 80 	12-38539-01 0956.63 (16x)  70-38539-00 0956.63 16x 	71-12455-00  98 009 431 80 	70-31414-10  71-12456-00 98 014 448 80 	81-36557-00  0127.47 42x62 A SL RD PTFE  81-36556-00  0127.45 90x110 A SL LD PTFE  81-34144-00  0807.28 27x47 A SL RD FPM 	












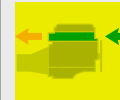



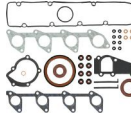
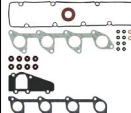


























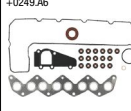




















2,0	AHM (DW10FUE)	81 kW (110 PS)	BOXER HDI BOXER HDI 110	07/15-09/19
-----	---------------	----------------	----------------------------	-------------












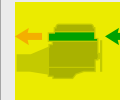


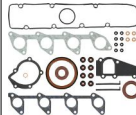
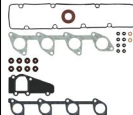



































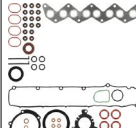
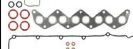








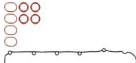

















[NEW]

02-12453-01	08-12456-01		61-10212-00 98 070 922 80 86 Ø 1,25 mm MLS  61-10212-10 98 070 923 80 86 Ø 1,3 mm MLS  61-10212-20 98 070 924 80 86 Ø 1,35 mm MLS  61-10212-30 98 070 925 80 86 Ø 1,4 mm MLS  61-10212-40 86 Ø 1,45 mm MLS 	14-12457-01 98 020 332 80 (10X) 	71-12453-00 98 012 929 80 	12-38539-01 0956.63 (16x)  70-38539-00 0956.63 16x 	71-12455-00  98 009 431 80 	70-31414-10  71-12456-00 98 014 448 80 	81-36557-00  0127.47 42x62 A SL RD PTFE  81-36556-00  0127.45 90x110 A SL LD PTFE  81-34144-00  0807.28 27x47 A SL RD FPM 
-------------	-------------	--	--	---	---	---	---	---	---

PEUGEOT															
Ltr.															
2,0	AHN (DW10FUD) AHP (DW10FUC)	96-120 kW (130-163 PS)	BOXER BOXER HDI BOXER HDI 130 BOXER HDI 160	07/15 [NEW]		02-12453-01 	08-36556-01 		61-10212-00 98 070 922 80 86 Ø 1,25 mm MLS  61-10212-10 98 070 923 80 86 Ø 1,3 mm MLS  61-10212-20 98 070 924 80 86 Ø 1,35 mm MLS  61-10212-30 98 070 925 80 86 Ø 1,4 mm MLS  61-10212-40 86 Ø 1,45 mm MLS 	14-12457-01 98 020 332 80 (10x) 	71-12453-00 98 012 929 80 	12-38539-01 0956.63 (16x)  70-38539-00 0956.63 16x 	71-12455-00  98 009 431 80 	70-31414-10 	81-36557-00 K↔ 0127.47 42x62 A SL RD PTFE  81-36556-00 K↔ 0127.45 90x110 A SL LD PTFE  81-34144-00 N↔ 0807.28 27x47 A SL RD FPM 
2,0	AHY (DW10CE) AHZ (DW10CD) DW10CTED4 (RHH) RHA (DW10CTED4) RHC (DW10CTED4) RHD (DW10CB) RHD (DW10CTED4) RHE (DW10CTED4) RHR (DW10CB)	72-147 kW (98-200 PS)	EXPERT HDI EXPERT HDI 130 EXPERT HDI 165 EXPERT TEPEE HDI EXPERT TEPEE HDI 130 RCZ HDI 3008 HDI 308 CC HDI 308 HDI 407 HDI 5008 HDI 5008 HDI 150 508 508 HDI 807 HDI	06/06	01-42135-01 0197.AW +0249.G8 +0348.V7 	02-42135-01 0197.AX +0348.V7 			61-42135-00 0209.GL 1,25 mm MLS  61-42135-10 0209.GN 1,3 mm MLS  61-42135-20 0209.GP 1,35 mm MLS  61-42135-30 0209.GO 1,4 mm MLS 	14-35774-01 0204.A6 (10x) 	71-42033-00 0348.V7 	12-38539-01 0956.63 (16x)  70-38539-00 0956.63 16x 	71-42032-00  0349.N2 	70-31414-10 	81-36557-00 K↔ 0127.47 42x62 A SL RD PTFE  81-36556-00 K↔ 0127.45 90x110 A SL LD PTFE  81-34144-00 N↔ 0807.28 27x47 A SL RD FPM 

PEUGEOT

PEUGEOT														
Ltr.														
2,0	DW10ATED (RHS) DW10ATED (RHZ) DW10TD (RHY)	66-80 kW (90-109 PS) EXPERT HDI PARTNER HDI 206 HDI 206 SW HDI 207 HDI 306 HDI 306 HDI 90 307 307 HDI 307 HDI 110 FAP 307 HDI 90 307 SW HDI 110 FAP 307 SW HDI 90 406 HDI 110 406 HDI 110 FAP 406 HDI 90 607 HDI 806 806 HDI	06/98-12/12 	01-34398-01 0197.X4 +0249.99 	02-34398-01 0197.X3 +0249.99 		04-10177-01  	61-35815-00 0209.X5 86 Ø 1,3 mm MLS 1  61-35815-10 0209.X6 86 Ø 1,35 mm MLS 2  61-35815-20 0209.X7 86 Ø 1,4 mm MLS 3  61-35815-30 0209.X8 86 Ø 1,45 mm MLS 4  61-35815-40 0209.X9 86 Ø 1,5 mm MLS 5  	14-35774-01 0204.A6 (10x) 	71-34398-00 0249.99 	12-31306-07 0956.38 (8x)  08331 12-34399-01 0956.48 (8x)  08332 → 70-31306-00 0956.64  08331 70-34399-00 0956.48  08332 → 8x 8x	71-34401-00  0348.N4  71-34402-00  0349.H4  70-31414-10 	81-25926-10  0326.12 42x62 A RD FPM  81-34456-00  0127.28 90x110 A SL LD FPM  81-34144-00  0807.28 27x47 A SL RD FPM 	
2,0	DW10ATED4 (RHM) DW10ATED4 (RHT) DW10ATED4 (RHW)	79-80 kW (107-109 PS) EXPERT HDI 806 HDI 16V 807 HDI 807 HDI FAP	08/99	01-34404-01 0197.Y6 	02-34404-01 0197.Y7 +0249.A6 		04-10074-01  	61-34370-00 0209.AV 86 Ø 1,25 mm MLS 1  61-34370-10 0209.AW 86 Ø 1,3 mm MLS 2  61-34370-20 0209.AX 86 Ø 1,35 mm MLS 3  61-34370-30 0209.AY 86 Ø 1,4 mm MLS 4  	14-32233-01 0204.96 (10x) 	71-34404-00 0249.A6 	12-34399-02 0956.48 (16x)  70-34399-00 0956.48  16x	71-33223-00  0349.J2  70-31414-10 	81-25926-10  0326.12 42x62 A RD FPM  81-34456-00  0127.28 90x110 A SL LD FPM  81-34144-00  0807.28 27x47 A SL RD FPM 	

PEUGEOT																
Ltr. 																
2,0	DW10BTD (RHX)	69 kW (94 PS)	EXPERT HDI	07/00-12/06	01-34398-01 0197.X4 +0249.99 	02-34398-01 0197.X3 +0249.99 		04-10074-01  	61-35815-00 0209.X5 86 Ø 1,3 mm MLS  61-35815-10 0209.X6 86 Ø 1,35 mm MLS  61-35815-20 0209.X7 86 Ø 1,4 mm MLS  61-35815-30 0209.X8 86 Ø 1,45 mm MLS  61-35815-40 0209.X9 86 Ø 1,5 mm MLS  	14-35774-01 0204.A6 (10x) 	71-34398-00 0249.99 	12-31306-07 0956.38 (8x)  08331     12-34399-01 0956.48 (8x)  08332→     70-31306-00 0956.64  08331  70-34399-00 0956.48  08332→ 	71-34401-00  0348.N4  71-34402-00  0349.H4 	70-31414-10 	81-25826-10  0326.12 42x62 A RD FPM  81-34456-00  0127.28 90x110 A SL LD FPM  81-34144-00  0807.28 27x47 A SL RD FPM 	
2,0	DW10BTD4 (RHR) RHL (DW10BTD4)	93-103 kW (126-140 PS)	EXPERT HDI 140 EXPERT TEPEE HDI 140 307 CC HDI 135 FAP 307 HDI 307 HDI 135 FAP 307 SW HDI 135 FAP 308 CC HDI 308 HDI 407 HDI 407 HDI 135 FAP 407 SW HDI 135 FAP 508 HDI 607 HDI 807 HDI	10/03	01-36571-01 0197.AE +0348.S3 	02-36571-01 0197.AC +0348.S3 		04-10061-01  	61-34370-00 0209.AV 86 Ø 1,25 mm MLS  61-34370-10 0209.AW 86 Ø 1,3 mm MLS  61-34370-20 0209.AX 86 Ø 1,35 mm MLS  61-34370-30 0209.AY 86 Ø 1,4 mm MLS  	14-35774-01 0204.A6 (10x) 	15-36571-01 0348.S3 	12-34399-02 0956.48 (16x)        70-34399-00 0956.48 	71-33223-00  0349.J2 	70-31414-10 	81-36557-00  0127.47 42x62 A SL RD PTFE  81-36556-00  0127.45 90x110 A SL LD PTFE  81-34144-00  0807.28 27x47 A SL RD FPM 	

PEUGEOT

Ltr.

2,0 DW10UTD (RHH)
RHH (DW10TD)
RHZ (DW10BTD+)

62-80 kW (84-109 PS)



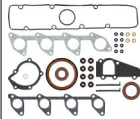
BOXER Bus HDI
BOXER HDI
EXPERT HDI

07/00-12/06

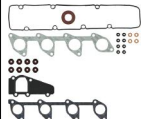
01-34398-01



0197.X4
+0249.99



02-34398-01



04-10177-01



61-35815-00

0209.X5
86 Ø
1,3 mm
MLS

1

61-35815-10

0209.X6
86 Ø
1,35 mm
MLS

2

61-35815-20

0209.X7
86 Ø
1,4 mm
MLS

3

61-35815-30

0209.X8
86 Ø
1,45 mm
MLS

4

61-35815-40


0209.X9
86 Ø
1,5 mm
MLS

5



14-35774-01

0204.A6 (10x)



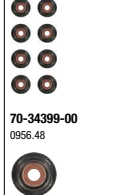
71-34398-00

0249.99



12-34399-01

0956.48 (8x)



8x



71-34401-00

0348.N4



71-34402-00

0349.H4



70-31414-10




81-25826-10

0326.12
42x62
A RD FPM



81-34456-00

0127.28
90x110
A SL LD FPM



81-34144-00

0807.28
27x47
A SL RD FPM



2,0 DW10UTD4 (RHK)

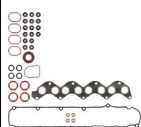
88 kW (120 PS)

EXPERT HDI

01/10

02-36571-02

0197.AN
+0348.S3



04-10074-01



61-34370-00

0209.AV
86 Ø
1,25 mm
MLS

1

61-34370-10

0209.AW
86 Ø
1,3 mm
MLS

2

61-34370-20

0209.AX
86 Ø
1,35 mm
MLS

3

61-34370-30


0209.AY
86 Ø
1,4 mm
MLS

4



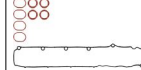
14-35774-01

0204.A6 (10x)



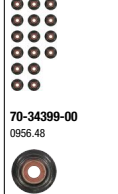
15-36571-01

0348.S3



12-34399-02

0956.48 (16x)



16x

71-36124-00

0349.L9



70-31414-10



81-36557-00

0127.47
42x62
A SL RD PTFE



81-36556-00















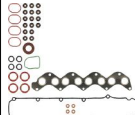






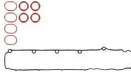























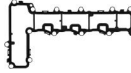









0127.45
90x110
A SL LD PTFE






81-34144-00

0807.28
27x47
A SL RD FPM



PEUGEOT															
Ltr.															
2,0	DW10UTED4 (RHK)	88 kW (120 PS)	EXPERT HDI 120 EXPERT TEPEE HDI EXPERT TEPEE HDI 120 807 HDI	02/06		<div>02-36571-02 0197.AN +0348.S3 </div>			<div>61-34370-00 0209.AV 86 Ø 1,25 mm MLS </div> <div>61-34370-10 0209.AV 86 Ø 1,3 mm MLS </div> <div>61-34370-20 0209.AX 86 Ø 1,35 mm MLS </div> <div>61-34370-30 0209.AV 86 Ø 1,4 mm MLS </div> 	<div>14-35774-01 0204.A6 (10x) </div>	<div>15-36571-01 0348.S3 </div>	<div>12-34399-02 0956.48 (16x)  70-34399-00 0956.48 16x </div>	<div>71-36124-00  0349.L9 </div>	<div>70-31414-10 </div>	<div>81-36557-00  0127.47 42x62 A SL RD PTFE  81-36556-00  0127.45 90x110 A SL RD PTFE  81-34144-00  0807.28 27x47 A SL RD FPM </div>
2,0	EHZ (DW10FC)	130 kW (177 PS)	3008 HDI 308 HDI 5008 HDI 508 HDI	06/17 		<div>02-12453-01 </div>	<div>08-12456-01 </div>	<div>04-10350-01  </div>	<div>61-10212-00 98 070 922 80 86 Ø 1,25 mm MLS </div> <div>61-10212-10 98 070 923 80 86 Ø 1,3 mm MLS </div> <div>61-10212-20 98 070 924 80 86 Ø 1,35 mm MLS </div> <div>61-10212-30 98 070 925 80 86 Ø 1,4 mm MLS </div> <div>61-10212-40 86 Ø 1,45 mm MLS </div> 	<div>14-12457-01 98 020 332 80 (10x) </div>	<div>71-12453-00 98 012 929 80 </div>	<div>12-38539-01 0956.63 (16x)  70-38539-00 0956.63 16x </div>	<div>71-12455-00  98 009 431 80 </div>	<div>71-12456-00 98 014 448 80 </div>	<div>81-36557-00  0127.47 42x62 A SL RD PTFE  81-36556-00  0127.45 90x110 A SL LD PTFE </div>


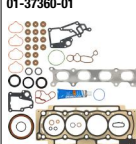

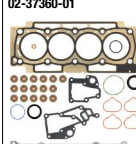




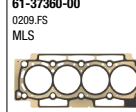




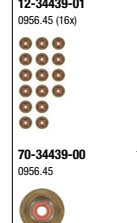

















PEUGEOT

Ltr.    1

2,0 EW10 (RFH)
EW10A (RF-J)

102-111 kW (139-151 PS)

EXPERT TEPEE 16V
EXPERT 16V
307
307 CC 16V
307 SW 16V
307 16V
308
407
407 SW 16V
407 16V
408
807 16V

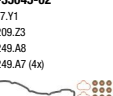

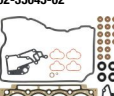
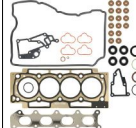



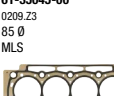

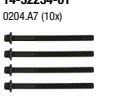

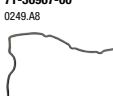

















 01-37360-01 	 02-37360-01 	 08-41188-01 		 61-37360-00 0209.FS MLS 	 14-32342-01 0204.A3 (10x) 		 12-34439-01 0956.45 (16x)  70-34439-00 0956.45 16x 	 71-38549-00  4x 0348.S2  71-34992-00  0349.L4 	 70-31414-10 	 81-34454-10  16 089 406 80 40x55 A SL RD PTFE  81-34456-00  0127.28 90x110 A SL LD FPM  81-34403-00  0236.44 36x50 A SL FPM  81-38657-00  0236.74 39x50 A SL RD PTFE (Polytetrafluorethylen)/ACM (Polyacryl-Kautschuk) 
---	---	--	--	---	--	--	---	---	---	--

2,0 EW10D (RLZ)


103 kW (140 PS)

406 16V HPI

05/01-10/04

 01-35045-02 0197.Y1 +0209.Z3 +0249.A8 +0249.A7 (4x) 	 02-35045-02 	 08-37006-01 		 61-35045-00 0209.Z3 85 Ø MLS 	 14-32234-01 0204.A7 (10x) 	 71-36967-00 0249.A8 	 12-34439-01 0956.45 (16x)  70-34439-00 0956.45 16x 	 71-33853-00  0349.H8 	 70-31414-10 	 81-34454-10  16 089 406 80 40x55 A SL RD PTFE  81-34456-00  0127.28 90x110 A SL LD FPM  81-34403-00  0236.44 36x50 A SL FPM  81-36966-00  0236.65 39x50 A SL RD FPM 
---	---	--	---	--	--	---	--	---	--	---

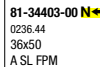

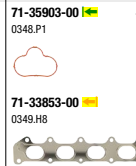
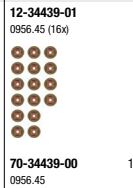


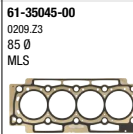
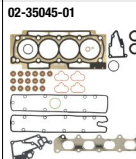
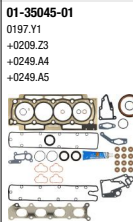
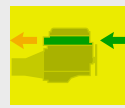
PEUGEOT

Ltr.   1

2,0 EW10J4 (RFN) 99-105 kW (135-143 PS) EXPERT
RFR (EW10J4)

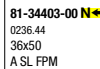
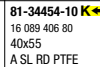

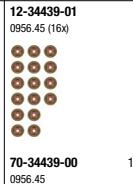
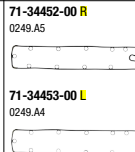

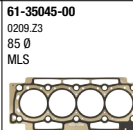
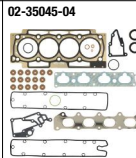


206
206 CC
206 SW 16V
307
307 CC 16V
307 SW 16V
307 16V
406 16V
407
407 SW
607
806
806 16V
807





2,0 EW10J4S (RFK) 130-132 kW (177-180 PS) 206
307 CC 16V
307 16V 07/03-06/09









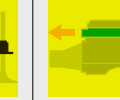



206
307 CC 16V
307 16V



PEUGEOT

Ltr.  



2,0 RFM (EW10J4) 85 kW (116 PS)




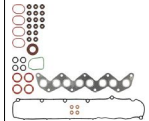









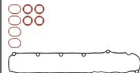














										
01-35045-01 0197.Y1 +0209.Z3 +0249.A4 +0249.A5	02-35045-01	08-37006-01		61-35045-00 0209.Z3 85 Ø MLS	14-32234-01 0204.A7 (10x)	71-34452-00 AS R 0249.A5 71-34453-00 ES L 0249.A4	12-34439-01 0956.45 (16x) 70-34439-00 0956.45 16x	71-35903-00 I↔ 0348.P1 71-33853-00 0349.H8	70-31414-10 	81-34454-10 K↔ 16 089 406 80 40x55 A SL RD PTFE 81-34456-00 K↔ 0127.28 90x110 A SL LD FPM 81-34403-00 N↔ 2x 0236.44 36x50 A SL FPM

2,0 RGX (XU10J2CTE) 108 kW (147 PS)


	02-26237-02 0197.H3	08-25918-04		61-33650-00 0209.J8 87 Ø 1,35 mm	14-32077-01 0204.65 (10x)	71-26237-00 0249.48	12-25837-01 0956.22 (8x) 70-25837-00 0956.22 8x	71-33676-00 I↔ 0348.E0 71-34361-00 I↔ 2x 0348.N0	71-25918-30 2x 0304.34	81-25926-10 K↔ 0326.12 42x62 A RD FPM 81-34456-00 K↔ 0127.28 90x110 A SL LD FPM 81-22660-00 N↔ 0236.24 32x45 A LD FPM 81-34403-00 N↔ 0236.44 36x50 A SL FPM
--	------------------------	-------------	--	---	------------------------------	------------------------	---	---	---------------------------	--









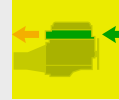


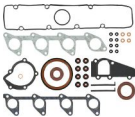
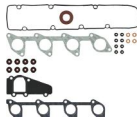






























PEUGEOT


















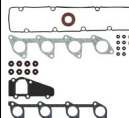


























































Ltr.  2,0 RHF (DW10BTD4) 103 kW (140 PS) 308 HDI 508 HDI 04/09-12/18 

 <p>01-36571-01 0197.AE +0348.S3</p> 	 <p>02-36571-01 0197.AC +0348.S3</p> 		 <p>04-10092-01 </p> 	 <p>61-34370-00 0209.AV 86 Ø 1,25 mm MLS</p> <p>61-34370-10 0209.AW 86 Ø 1,3 mm MLS</p> <p>61-34370-20 0209.AX 86 Ø 1,35 mm MLS</p> <p>61-34370-30 0209.AY 86 Ø 1,4 mm MLS</p> 	 <p>14-35774-01 0204.A6 (10x)</p> 	 <p>15-36571-01 0348.S3</p> 	 <p>12-34399-02 0956.48 (16x)</p> <p>70-34399-00 0956.48</p> <p>16x</p> 	 <p>71-33223-00  0349.J2</p> 	 <p>70-31414-10</p> 	 <p>81-36557-00  0127.47 42x62 A SL RD PTFE</p>  <p>81-36556-00  0127.45 90x110 A SL LD PTFE</p>  <p>81-34144-00  0807.28 27x47 A SL RD FPM</p> 
---	---	---	--	--	--	--	---	--	--	---

PEUGEOT

Ltr.  2,0 RHZ (DW10BTD) 80 kW (109 PS) EXPERT HDI 07/00-12/06  1

										
01-34398-01 0197.X4 +0249.99 	02-34398-01 0197.X3 +0249.99 		04-10177-01 	61-35815-00 0209.X5 86 Ø 1,3 mm MLS  1 61-35815-10 0209.X6 86 Ø 1,35 mm MLS  2 61-35815-20 0209.X7 86 Ø 1,4 mm MLS  3 61-35815-30 0209.X8 86 Ø 1,45 mm MLS  4 61-35815-40 0209.X9 86 Ø 1,5 mm MLS  5 	14-35774-01 0204.A6 (10x) 	71-34398-00 0249.99 	12-34399-01 0956.48 (8x)  70-34399-00 0956.48 	71-34401-00  0348.N4  71-34402-00  0349.H4 	70-31414-10 	81-25826-10  0326.12 42x62 A RD FPM  10052  81-36557-00  0127.47 42x62 A SL RD PTFE  10053→  81-34456-00  0127.28 90x110 A SL LD FPM  10052  81-36556-00  0127.45 90x110 A SL LD PTFE  10053→  81-34144-00  0807.28 27x47 A SL RD FPM 

PEUGEOT															
Ltr. 															
2,0 RHZ (DW10CTED)	80 kW (109 PS)	EXPERT HDI	07/00-12/06	 01-34398-01 0197.X4 +0249.99 	 02-34398-01 0197.X3 +0249.99 		 04-10177-01  	 61-35815-00 0209.X5 86 Ø 1,3 mm MLS  61-35815-10 0209.X6 86 Ø 1,35 mm MLS  61-35815-20 0209.X7 86 Ø 1,4 mm MLS  61-35815-30 0209.X8 86 Ø 1,45 mm MLS  61-35815-40 0209.X9 86 Ø 1,5 mm MLS 	 14-35774-01 0204.A6 (10x) 	 71-34398-00 0249.99 	 12-34399-01 0956.48 (6x)  70-34399-00 0956.48  8x	 71-34401-00  0348.H4  71-34402-00  0349.H4 	 70-31414-10 	 81-25926-10  0326.12 42x62 A RD FPM  81-34456-00  0127.28 90x110 A SL LD FPM  81-34144-00  0807.28 27x47 A SL RD FPM 	
2,0 R6A (XU10J2)	94 kW (128 PS)	605	09/89-12/92		 02-33650-03 0197.T8 +0209.J8 	 08-25918-04 		 61-33650-00 0209.J8 87 Ø 1,35 mm 	 14-32077-01 0204.65 (10x) 	 71-26237-00 0249.48 	 12-25837-01 0956.22 (6x)  70-25837-00 0956.22  8x	 71-33738-00   2x 0348.E6  71-26236-10  4x 0349.70 	 70-31414-10 	 81-25926-10  0326.12 42x62 A RD FPM  81-34456-00  0127.28 90x110 A SL LD FPM  81-26244-10  0236.21 36x50 A RD ACM 	

PEUGEOT

Ltr. 





2,0 XN1
XN1 (106)
XN1A (106E)




64-75 kW (87-102 PS)

5008
505

03/82-09/95



02-22770-10



8x



2,0 XN1
XN1 (106)

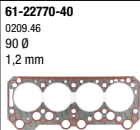

68-71 kW (92-97 PS)

504
505



03/71-07/86



02-22770-10



14-32086-01
0204.21 (10x)
03/85
14-32087-01
0204.51 (10x)
04/85→









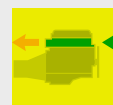
























8x





















PEUGEOT



















Ltr.  2,0 XN1 69-79 kW (94-107 PS) 504 505 05/79-08/82  1

										
	02-19231-01  02-22770-10 			61-22770-40 0209.46 90 0 1,2 mm 	14-32086-01 0204.21 (10x) 	71-19231-00 0249.14 	12-25837-01 0956.22 (8x)  8x 70-25837-00 0956.22 	71-24661-10  0348.33  71-23049-10  0348.21  71-17538-10  0349.03  71-21274-20  1710.09  71-24581-10  1710.19 	71-12921-20 0304.44 	81-27333-00  0514.11 42x60 A RD ACM 

2,0 XN1P 57-58 kW (78-79 PS) J5 03/80-08/90
XN1T (170) J9 J9 Bus

	02-19231-01  02-22770-10 			61-22770-40 0209.46 90 0 1,2 mm 	14-32086-01 0204.21 (10x)  06/85 14-32087-01 0204.51 (10x)  07/85 →	71-19231-00 0249.14 	12-23062-01 0956.30 (8x)  8x 70-23062-00 0956.05 	71-24661-10  0348.33  71-23049-10  0348.21  71-17538-10  0349.03 	71-12921-20 0304.44 	81-27333-00  0514.11 42x60 A RD ACM 
---	---	--	--	---	--	---	---	--	---	--

2,0 XN1T 55 kW (75 PS) J5 09/87-08/90

	02-19231-01  02-22770-10 			61-22770-40 0209.46 90 0 1,2 mm 	14-32087-01 0204.51 (10x)  04/89 14-32079-01 0204.57 (10x)  05/89 →	71-19231-00 0249.14 	12-23062-01 0956.30 (8x)  8x 70-23062-00 0956.05 	71-24661-10  0348.33  71-23049-10  0348.21  71-17538-10  0349.03 	71-12921-20 0304.44 	81-27333-00  0514.11 42x60 A RD ACM 
---	--	--	--	---	--	---	---	---	---	--

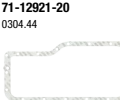
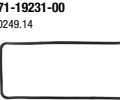
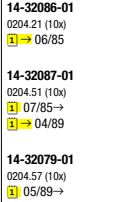
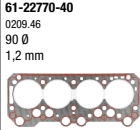

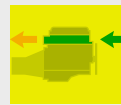
PEUGEOT

Ltr.  2,0 XN1T (170)
XN1T (170B)
XN1TA
XN1TA (170C)

55-72 kW (75-98 PS)

J5 Bus

09/81

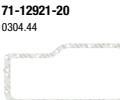


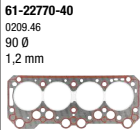



2,0 XN1T (170B)

55 kW (75 PS)

J5

01/86-11/88

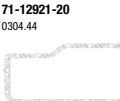

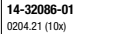




2,0 XN2 (107)




75-78 kW (102-106 PS)

504
504 TI

01/71-08/84



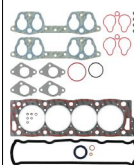
PEUGEOT

Ltr.  2,0 XU10J2 (RFU) 89 kW (121 PS) 806  06/94-08/02  1



02-33650-03

0197.78
+0209.J8



08-25918-04



61-33650-00

0209.J8
87 Ø
1,35 mm



14-32077-01

0204.65 (10x)




71-26237-00


0249.48



12-25837-01


0956.22 (8x)



71-34361-00 

0348.N0




71-26236-10 

0349.70




70-31414-10



81-25926-10 


0326.12
42x62
A RD FPM



81-34456-00 

0127.28
90x110
A SL LD FPM



81-26244-10 

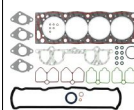
0236.21
36x50
A RD ACM



2,0 XU10J2 (RFW) 80-81 kW (109-110 PS) BOXER 03/94-06/06 XU10J2U (RFL) BOXER Bus

02-33650-02

0197.74
+0209.J8



08-25918-04




61-33650-00

0209.J8
87 Ø
1,35 mm




14-32077-01

0204.65 (10x)




71-26237-00


0249.48



12-25837-01


0956.22 (8x)



71-33663-00 


0348.F6



71-33738-00 

0348.E6




71-26236-10 

0349.70




70-31414-10



81-25926-10 


0326.12
42x62
A RD FPM



81-34456-00 

0127.28
90x110
A SL LD FPM




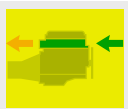
81-26244-10 

0236.21
36x50
A RD ACM




PEUGEOT

Ltr.  2,0 XU10J2 (RFX) 89-92 kW (121-125 PS) 306 306 XSI 405  1 08/92-04/02



02-33650-01

0197.G6
+0209.J8



08-25918-04



61-33650-00

0209.J8
87 Ø
1,35 mm



14-32077-01

0204.65 (10x)




71-33664-00

0249.71



12-25837-01

0956.22 (8x)



71-34361-00 

0348.N0



71-26236-10 

0349.70



71-25918-30 

0304.34




81-25926-10 

0326.12
42x62
A RD FPM



81-34456-00 

0127.28
90x110
A SL LD FPM



81-26244-10 

0236.21
36x50
A RD ACM



2,0 XU10J2TE (RGX)
XU10J2TE (RGY) 104-108 kW (141-147 PS) 406 406 Turbo 605 Turbo 806 806 Turbo 07/91-10/04

02-26237-02

0197.H3



08-25918-04



61-33650-00

0209.J8
87 Ø
1,35 mm




14-32077-01

0204.65 (10x)




71-26237-00


0249.48



12-25837-01

0956.22 (8x)




71-33676-00 


0348.E0

 07664



71-34361-00 

0348.N0


 07665→



71-25918-30

0304.34



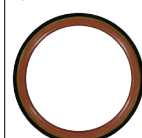
81-25926-10 

0326.12
42x62
A RD FPM



81-34456-00 

0127.28
90x110
A SL LD FPM



81-34403-00 

0236.44
36x50
A SL FPM



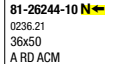

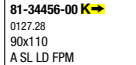
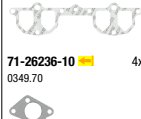

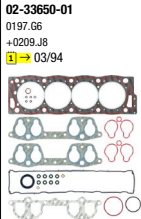
81-22660-00 

0236.24
32x45
A LD FPM

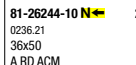
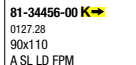



PEUGEOT




Ltr.  2,0 XU10J2Z (RFZ) 89 kW (121 PS) 605  06/89-09/99  1







2,0 XU10J4 (RFT) 110-144 kW (150-196 PS) 306 01/92-05/01
XU10J4TE/Z (RGZ) 306 S16
XU10J4Z (RFY) 405
405 Turbo
405 16V







PEUGEOT

Ltr.  2,0 XU10J4R (RFV) 97 kW (132 PS) 306 306 16V 406 16V 605 16V 806 16V  07/94-12/04  1




01-33650-05
0197.V2
+0209.N6
+0249.A2
+0249.A3
 07965

01-33650-06
0197.X8
+0209.N6
+0249.A2
+0249.A3
 07966→





02-33650-05
 07965

02-33650-06
 07966→






61-33650-00
0209.J8
87 Ø
1,35 mm


















14-32148-01
0204.72 (10x)









71-34446-00 R
0249.A3

71-34447-00 L
0249.A2




12-35257-01
0956.34 (16x)
 07359

12-34438-01
0956.42 (16x)
 07360→
 07965

12-34439-01
0956.45 (16x)
 07966→

70-35257-00
0956.34
 07359

70-34438-00
0956.42
 07360→
 07965

70-34439-00
0956.45
 07966→










71-33666-00  07328
0348.C8

71-35728-00  0348.L3 4x

71-34443-00  07664
0349.F4

71-35768-00  07665→
0349.H0




70-31414-10








81-25826-10  0326.12 42x62
A RD FPM

81-34456-00  0127.28 90x110
A SL LD FPM

81-34403-00  0236.44 36x50
A SL FPM 2x






PEUGEOT

Ltr.  2,0 XU10J4R (RFV) 97-100 kW (132-136 PS) 306 306 16V 406 16V 806  03/97-12/04 




01-33650-05
0197.V2
+0209.N6
+0249.A2
+0249.A3
 07965

01-33650-06
0197.X8
+0209.N6
+0249.A2
+0249.A3
 07966→





02-33650-05
 07965

02-33650-06
 07966→






61-33650-00
0209.J8
87 Ø
1,35 mm


















14-32148-01
0204.72 (10x)












71-34446-00 R
0249.A3

71-34447-00 L
0249.A2




12-35257-01
0956.34 (16x)
 07359

12-34438-01
0956.42 (16x)
 07360→
 07965

12-34439-01
0956.45 (16x)
 07966→

70-35257-00
0956.34
 07359

70-34438-00
0956.42
 07360→
 07965

70-34439-00
0956.45
 07966→










71-33666-00  07965
0348.C8

71-35728-00  07966→ 4x
0348.L3

71-34443-00  07664
0349.F4

71-35768-00  07665→
0349.H0




70-31414-10








81-25826-10  07965
0326.12
42x62
A RD FPM

81-34456-00  07965
0127.28
90x110
A SL LD FPM

81-34403-00  07965 2x
0236.44
36x50
A SL FPM





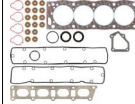
PEUGEOT

Ltr.  2,0 XU10J4R (RFV) 99 kW (135 PS) 605  01/94-12/99  1




01-33650-05
0197.V2
+0209.N6
+0249.A2
+0249.A3
 07965

01-33650-06
0197.X8
+0209.N6
+0249.A2
+0249.A3
 07966→





02-33650-05
 07965

02-33650-06
 07966→






61-33650-00
0209.J8
87 Ø
1,35 mm


















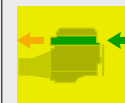
14-32148-01
0204.72 (10x)












71-34446-00 R
0249.A3

71-34447-00 L
0249.A2




12-35257-01
0956.34 (16x)
 07359

12-34438-01
0956.42 (16x)
 07360→
 07965

12-34439-01
0956.45 (16x)
 07966→

70-35257-00
0956.34
 07359

70-34438-00
0956.42
 07360→
 07965

70-34439-00
0956.45
 07966→







71-33666-00 L
0348.C8
 07328

71-35728-00 L
0348.L3
 07329→
4x

71-34443-00
0349.F4
 07664

71-35768-00
0349.H0
 07665→






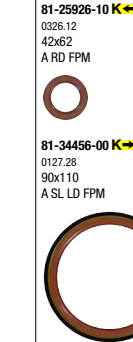

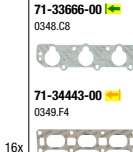


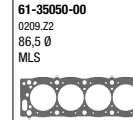
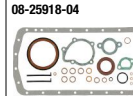

70-31414-10



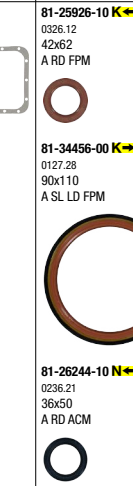
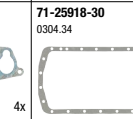
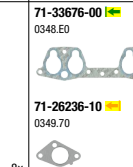
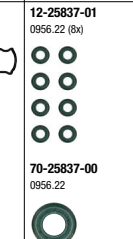

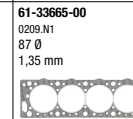
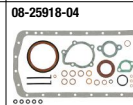
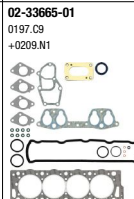

81-25826-10 K
0326.12
42x62
A RD FPM

81-34456-00 K
0127.28
90x110
A SL LD FPM

81-34403-00 N 2x
0236.44
36x50
A SL FPM


PEUGEOT




Ltr.  2,0 XU10J4RS (RFS) 120-124 kW (163-169 PS) 306 306 S16 06/96-05/01  1









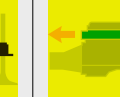









































2,0 XU10MZ 79 kW (107 PS) 605 02/90-09/99




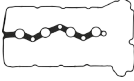













PEUGEOT

Ltr.  2,0 XU102C (R5A) 84 kW (114 PS) 605  06/89-09/99  1

										
	02-33665-01 0197.C9 +0209.N1 	08-25918-04 		61-33665-00 0209.N1 87 Ø 1,35 mm 	14-32077-01 0204.65 (10x) 	71-26237-00 0249.48 	12-25837-01 0956.22 (8x)  70-25837-00 0956.22 	71-33676-00   0348.E0  71-26236-10  4x 0349.70 	71-25918-30 0304.34   6140  70-31414-10  6141→ 	81-25826-10  0326.12 42x62 A RD FPM  81-34456-00  0127.28 90x110 A SL LD FPM  81-26244-10  0236.21 36x50 A RD ACM 

2,0 ZEJ (829)	77-81 kW (105-110 PS)					61-27685-10 0203.02 89 Ø 1,3 mm 		71-24461-00 0249.43 	12-25837-01 0956.22 (8x)  70-25837-00 0956.22 	71-24046-40  0349.32  71-24503-10   18 1710.26 	71-12972-00 0304.20 	81-16737-20  50x68 A SL RD FPM  81-20745-30  0127.12 90x110 A SL LD FPM 
---------------	-----------------------	--	--	--	--	--	--	--	---	---	--	--

2,0 4B11	108-110 kW (147-150 PS)	4007 4008	11/10	01-54035-02 16 082 621 80 			61-54035-00 16 082 325 80 87 Ø 0,5 mm 	14-12679-01 0204.E3 (8x) +0204.E2 (2x) 	71-54092-00 0249.F9 	12-54093-01 0956.61 (16x)  70-54093-00 70-54093-00 	71-54094-00  4x 0348.V9  71-12676-00  16 082 604 80 	70-31414-10 	81-54097-00  0127.57 42x55 A SL RD FPM  81-54098-00  0127.51 85x103 A SL LD FPM 
----------	-------------------------	--------------	-------	--	--	--	--	--	--	--	--	---	--

PEUGEOT

Ltr. 

2,1 XDP 4.90
XDP90
XD4x90

42-55 kW (57-75 PS)



J7 Bus D
J7 D
504
504 D

08/68



2,1 XDP 4.90

XDP90

XD4x90

02-50919-10

0197.08

08-25857-01

61-23635-10

0203.70

94 Ø

1,5 mm

 1932463→

61-23635-20

79 32 566 274

94 Ø



1,8 mm









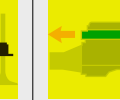




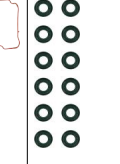












 1932463→


61-23635-10



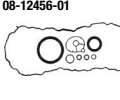



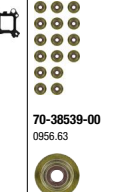











0203.70

PEUGEOT



Ltr.  2,1 XUD11ATE (PHZ)
XUD11BTE (P8C) 80 kW (109 PS) 406 TD 12V
605 TD 605 TD 12V
806 806 TD 12V 06/89-10/04  1

										
01-33673-01	02-33673-01 0197.H1	08-25918-03		61-33655-00 0209.R4 86 Ø 1,52 mm MLS 61-33655-10 0209.R5 86 Ø 1,57 mm MLS 61-33655-20 0209.R6 86 Ø 1,62 mm MLS 61-33655-30 0209.R7 86 Ø 1,67 mm MLS 61-33655-40 0209.R8 86 Ø 1,72 mm MLS 61-33655-50 0209.T4 86 Ø 1,77 mm MLS 61-33655-60 0209.T6 86 Ø 1,35 mm MLS	14-32158-01 0204.99 (10x) 	71-33673-00 0249.70 	12-25837-03 0956.22 (12x)  70-25837-00 0956.22 	71-33671-00  0348.96  71-33672-00  0349.76 	71-25918-30 0304.34 	81-25826-10  0326.12 42x62 A RD FPM  81-34456-00  0127.28 90x110 A SL LD FPM  81-21798-30  0236.14 35x50 A SL WD ACM 































2,2 DW12 88-132 kW (120-179 PS) BOXER HDI BOXER HDI 120
4HA (DW12RUE) BOXER HDI 140 BOXER HDI 165
4HH (DW12RUC) LANDTREK 07/19 

				61-10212-00 98 070 922 80 86 Ø 1,25 mm MLS 61-10212-10 98 070 923 80 86 Ø 1,3 mm MLS 61-10212-20 98 070 924 80 86 Ø 1,35 mm MLS 61-10212-30 98 070 925 80 86 Ø 1,4 mm MLS 61-10212-40 86 Ø 1,45 mm MLS	14-12457-01 98 020 332 80 (10x) 	71-12453-00 98 012 929 80 	12-38539-01 0956.63 (16x)  70-38539-00 0956.63 	71-12455-00  98 009 431 80 	70-31414-10  98 014 448 80 	81-36557-00  0127.47 42x62 A SL RD PTFE  81-36556-00  0127.45 90x110 A SL LD PTFE  81-34144-00  0807.28 27x47 A SL RD FPM 
--	--	---	--	---	--	--	---	--	--	--










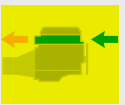



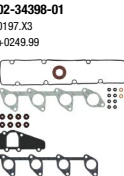


























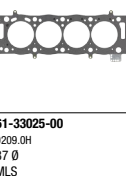

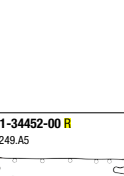










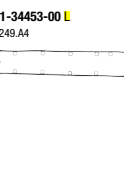











































PEUGEOT









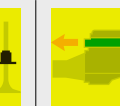
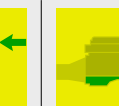























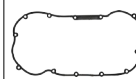








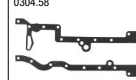














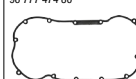







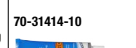
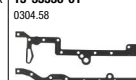





Ltr.  

2.2 DW12BTEd4 (4HT) 115-150 kW (156-204 PS) 4007 03/06
4HK (DW12ME5) 4007 HDI
4HK (DW12MTED4) 407 HDI
4HL (DW12C) 407 HDI 170
4HN (DW12MTED4) 508 HDI
4HP (DW12BTEd4) 607 HDI
4HR (DW12BTEd4) 807 HDI
4HS (DW12BTEd4)


										
02-39244-01	08-39246-01			61-35805-00 0209.FT 85,9 Ø 1,25 mm MLS 1 	14-35774-01 0204.A6 (10x) 1 	15-38554-01 0249.E4 +0249.E5 (2x) +0249.E3 1 	12-38539-01 0956.63 (16x) 16x 70-38539-00 0956.63 71-38552-00 0249.E5 2x 71-38554-00 0249.E4 1 	11-38553-01  0348.T2 71-35919-00  0349.P1	70-31414-10 	81-36557-00  0127.47 42x62 A SL RD PTFE 81-36556-00  0127.45 90x110 A SL LD PTFE 81-34144-00  0807.28 27x47 A SL RD FPM
01-34404-01 0197.Y6	02-34404-01 0197.Y7 +0249.A6		04-10211-01 	61-34370-00 0209.AV 86 Ø 1,25 mm MLS 1 	14-32233-01 0204.96 (10x) 1 	71-34404-00 0249.A6 1 	12-34399-02 0956.48 (16x) 16x 70-34399-00 0956.48	71-33223-00  0349.J2	70-31414-10 	81-25926-10  0326.12 42x62 A RD FPM 81-34456-00  0127.28 90x110 A SL LD FPM 81-34144-00  0807.28 27x47 A SL RD FPM


PEUGEOT




Ltr.															
2.2	DW12UTED (4HY)	74 kW (101 PS)	BOXER Bus HDI BOXER HDI	12/01-06/06	 01-34398-01 0197.X4 +0249.99	 02-34398-01 0197.X3 +0249.99		 04-10177-01 	 61-33875-00 0209.AQ 86 Ø 1,25 mm MLS	 14-32233-01 0204.96 (10x)	 71-34398-00 0249.99	 12-34399-01 0956.48 (8x)	 71-34401-00  0348.N4	 70-31414-10	 81-25826-10  0326.12 42x62 A RD FPM
					 61-33875-10 0209.AR 86 Ø 1,3 mm MLS	 61-33875-20 0209.AS 86 Ø 1,35 mm MLS		 61-33875-30 0209.AT 86 Ø 1,4 mm MLS	 61-33875-00 0209.AQ 86 Ø 1,25 mm MLS	 14-32233-01 0204.96 (10x)	 71-34398-00 0249.99	 12-34399-01 0956.48 (8x)	 71-34401-00  0348.N4	 70-31414-10	 81-25826-10  0326.12 42x62 A RD FPM
					 61-33875-10 0209.AR 86 Ø 1,3 mm MLS	 61-33875-20 0209.AS 86 Ø 1,35 mm MLS		 61-33875-30 0209.AT 86 Ø 1,4 mm MLS	 61-33875-00 0209.AQ 86 Ø 1,25 mm MLS	 14-32233-01 0204.96 (10x)	 71-34398-00 0249.99	 12-34399-01 0956.48 (8x)	 71-34401-00  0348.N4	 70-31414-10	 81-25826-10  0326.12 42x62 A RD FPM
2.2	EW12J4 (3FY) EW12J4 (3FZ)	116-120 kW (158-163 PS)	406 407 407 SW 407 SW 16V 407 16V 607 16V 807	02/00	 01-33025-01 0197.Y8 +0209.0H +0249.A4 +0249.A5	 02-33025-01			 61-33025-00 0209.0H 87 Ø MLS	 14-32235-01 0204.95 (10x)	 71-34452-00  0249.A5	 12-34439-01 0956.45 (16x)	 71-33018-00  0348.P6	 70-31414-10	 81-34454-10  16 089 406 80 40x55 A SL RD PTFE
					 01-33025-01 0197.Y8 +0209.0H +0249.A4 +0249.A5	 02-33025-01			 61-33025-00 0209.0H 87 Ø MLS	 14-32235-01 0204.95 (10x)	 71-34452-00  0249.A5	 12-34439-01 0956.45 (16x)	 71-33018-00  0348.P6	 70-31414-10	 81-34454-10  16 089 406 80 40x55 A SL RD PTFE
					 01-33025-01 0197.Y8 +0209.0H +0249.A4 +0249.A5	 02-33025-01			 61-33025-00 0209.0H 87 Ø MLS	 14-32235-01 0204.95 (10x)	 71-34452-00  0249.A5	 12-34439-01 0956.45 (16x)	 71-33018-00  0348.P6	 70-31414-10	 81-34454-10  16 089 406 80 40x55 A SL RD PTFE
					 01-33025-01 0197.Y8 +0209.0H +0249.A4 +0249.A5	 02-33025-01			 61-33025-00 0209.0H 87 Ø MLS	 14-32235-01 0204.95 (10x)	 71-34452-00  0249.A5	 12-34439-01 0956.45 (16x)	 71-33018-00  0348.P6	 70-31414-10	 81-34454-10  16 089 406 80 40x55 A SL RD PTFE

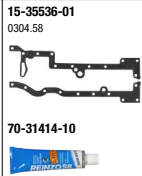
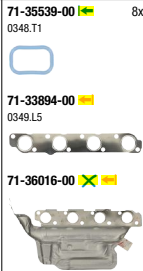
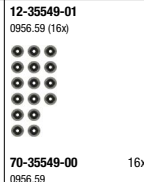
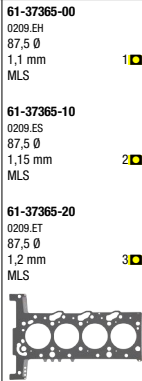
PEUGEOT														
Ltr.														
2,2	ZDJ (851) ZDJL (851B) ZDJL (851X)	84-96 kW (114-131 PS)	505 505 GTI	08/83				 61-27685-10 0203.02 89 Ø 1,3 mm		 71-24461-00 0249.43	 12-25837-01 0956.22 (8x) 70-25837-00 0956.22	8x  71-24046-40 0349.32 71-24503-10 1710.26	 71-12972-00 0304.20	 81-16737-20  50x68 A SL RD FPM  81-20745-30  0127.12 90x110 A SL LD FPM
2,2	4HG (PUMA C) 4HG (P22DTE) 4HH (PUMA C) 4HJ (PUMA C) 4HJ (P22DTE)	81-110 kW (110-150 PS)	BOXER BOXER HDI BOXER HDI 110 BOXER HDI 150	03/11 				 04-10369-01   61-37365-00 0209.EH 87,5 Ø 1,1 mm MLS  61-37365-10 0209.ES 87,5 Ø 1,15 mm MLS  61-37365-20 0209.ET 87,5 Ø 1,2 mm MLS	 14-32341-01 0204.C0 (10X) +0204.A9 (8X)	 71-42374-00 96 777 474 80	 12-35549-01 0956.59 (16x) 70-35549-00 0956.59	16x  71-35539-00  0348.T1  71-33894-00  0349.L5  71-36016-00   15-35536-01 0304.58	 70-31414-10  81-90014-20  0514.C6 50x90 PTFE  81-90013-00  0514.C4 PTFE 	
2,2	4HH (P22DTE)	96 kW (130-131 PS)	BOXER BOXER HDI BOXER HDI 130	03/11				 04-10369-01   61-37365-00 0209.EH 87,5 Ø 1,1 mm MLS  61-37365-10 0209.ES 87,5 Ø 1,15 mm MLS  61-37365-20 0209.ET 87,5 Ø 1,2 mm MLS	 14-32341-01 0204.C0 (10X) +0204.A9 (8X)	 71-42374-00 96 777 474 80	 12-35549-01 0956.59 (16x) 70-35549-00 0956.59	16x  71-35539-00  0348.T1  71-33894-00  0349.L5  71-36016-00   15-35536-01 0304.58	 70-31414-10  81-90014-00  0514.C6 50x90 PTFE  81-90013-00  0514.C4 PTFE 	

PEUGEOT

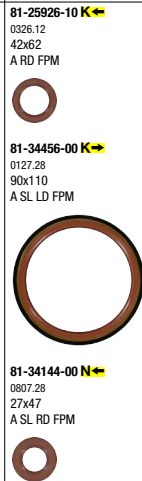
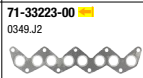
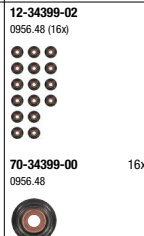
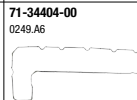
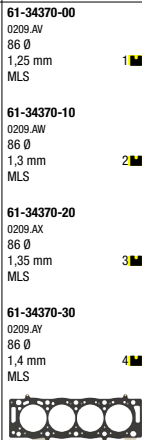
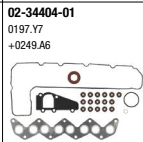
Ltr.  2.2 4HU (P22DTE) 4HV (P22DTE) 74-88 kW (101-120 PS) BOXER HDI 100 BOXER HDI 120 04/06 












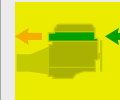



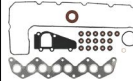














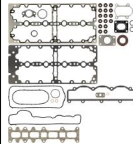

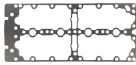


































02-35115-04 08-35536-01 04-10217-01  61-37365-00 14-32341-01 71-35115-00 12-35549-01 71-35539-00  8x 15-35536-01 81-90014-00 



2.2 4HW (DW12ATED4) 4HW (DW12TED4) 94-100 kW (128-136 PS) 807 HDI 807 HDI FAP 06/02



PEUGEOT																
Ltr.																
2,2	4HZ (DW12TED4)	100 kW (136 PS)			01-34404-01 0197.Y6 	02-34404-01 0197.Y7 +0249.A6 			61-34370-00 0209.AV 86 Ø 1,25 mm MLS 	14-35774-01 0204.A6 (10x) 	71-34404-00 0249.A6 	12-34399-02 0956.48 (16x)  70-34399-00 0956.48 16x 	71-33223-00  0349.J2 	70-31414-10 	81-25926-10  0326.12 42x62 A RD FPM  81-34456-00  0127.28 90x110 A SL LD FPM  81-34144-00  0807.28 27x47 A SL RD FPM 	
2,3	F1AE0481T	93 kW (126 PS)	BOXER HDI	04/06		02-37551-01 			61-37080-00 88,5 Ø 1,1 mm MLS 61-37080-10 88,5 Ø 1,2 mm MLS 61-37080-20 88,5 Ø 1,3 mm MLS 		71-37453-00 	70-38209-00 	71-10040-00   71-37456-00  	71-37549-00 	81-37601-00  50x80  81-37602-10  83x113 FPM 	
2,3	XD2 (134)	51 kW (69 PS)	504 D	07/75-12/89	01-50919-08 0198.94 	02-50919-10 0197.08 			61-26630-30 0209.C2 96 Ø 1,5 mm  61-26630-40 0209.C4 96 Ø 1,6 mm  61-26630-50 0209.C6 96 Ø 1,7 mm 	14-32082-01 0204.54 (8x) +0204.55 (7x) +0204.56 (7x)  14-32083-01 0204.55 (15x) +0204.56 (7x) 	71-50919-10 0249.25 	12-77023-01 0956.01 (8x)  40-77023-00 0956.01 	71-25852-20  0349.44  71-50920-10  0349.08  71-24581-10  1710.19 	71-22668-10 0304.12  71-25857-10 0313.19 	81-51051-20  0514.35 45x60 A SL RD FPM  71-25853-10  0119.03 	2x

PEUGEOT

Ltr. 

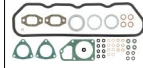
2,3 XD2PX94
XD2P94

49 kW (67 PS)


J7 Bus D
J7 D
J9 Bus D
J9 D

07/77-07/82

01-50919-08
0198.94

02-50919-10
0197.08

61-26630-30
0209.C2
96 Ø
1,5 mm



2 

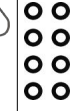
61-26630-40
0209.C4
96 Ø
1,6 mm

4 

61-26630-50
0209.C6
96 Ø
1,7 mm

5 

14-32082-01
0204.54 (8x)
+0204.55 (7x)
+0204.56 (7x)

14-32083-01
0204.55 (15x)
+0204.56 (7x)

71-50919-10
0249.25

12-77023-01
0956.01 (8x)

40-77023-00
0956.01


8x

71-50920-10  2x

40-83824-40  10
1710.15

71-25857-10
0313.19

81-51051-20 

0514.35
45x60
A SL RD FPM


71-25853-10  2x
0119.03

2,3 XD2S
XD2S (147)

59 kW (80 PS)

505 D
505 TD
604 TD

09/79

02-50919-11
0199.05

61-26630-30
0209.C2
96 Ø
1,5 mm

2 


61-26630-40
0209.C4
96 Ø
1,6 mm

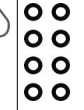
4 

61-26630-50
0209.C6
96 Ø
1,7 mm

5 

14-32082-01
0204.54 (8x)
+0204.55 (7x)
+0204.56 (7x)

14-32083-01
0204.55 (15x)
+0204.56 (7x)

71-50919-10
0249.25


12-77023-01
0956.01 (8x)

40-77023-00
0956.01


8x

71-25496-10  3x

71-25712-10  2x
0349.34

71-25857-10
0313.19

81-51051-20 

0514.35
45x60
A SL RD FPM

2,4 SFY (4B12-MMC)
SFZ (4B12-MMC)

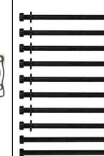
125 kW (170 PS)

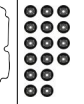
4007 16V

02/07-03/13

01-10239-01
0197.CA

61-10239-00
0209.FN
89 Ø
0,5 mm
MLS

14-12679-01
0204.E3 (8x)
+0204.E2 (2x)

71-54092-00
0249.F9


12-54093-01
0956.01 (16x)

70-54093-00
70-54093-00


16x

71-54094-00  4x

71-54096-00 


70-31414-10



81-54097-00 

0127.57
42x55
A SL RD FPM

81-54098-00 


0127.51
85x103
A SL LD FPM


PEUGEOT


Ltr. 

2,5 CRD93


54 kW (73 PS)



J5
J5 Bus D
J5 D



09/81-03/94



02-24960-03




02-24960-04

0197.K1
+0209.L5




61-24960-10

0209.75
95,5 Ø
1,5 mm




14-32080-01

0204.41 (8x)
+0204.42 (8x)



71-25612-20

0249.45



12-23062-01

0956.30 (8x)



50-92221-20 


0348.H0




71-25639-10 

0349.F0



81-33859-00 

0514.32
75x90
A SL RD FPM/ACM



2,5 CRD93L

70 kW (95 PS)

J5
J5 Bus DT
J5 DT

09/81-01/94

02-24960-03




02-24960-04

0197.K1
+0209.L5




61-24960-10

0209.75
95,5 Ø
1,5 mm




14-32080-01

0204.41 (8x)
+0204.42 (8x)



71-31131-00



12-23062-01

0956.30 (8x)



50-92221-20 


0348.H0




71-25639-10 









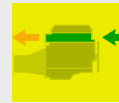





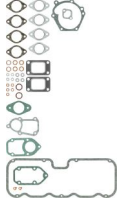
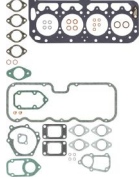













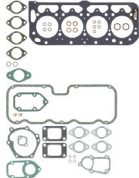












0349.F0



81-33859-00 

0514.32
75x90
A SL RD FPM/ACM



PEUGEOT															
Ltr.															
2,5	CRD93LS	70 kW (95 PS)	J5 Bus TD J5 TD	10/90-02/94		<p>02-24960-02</p>  <p>02-27015-01 0197.R9 +0209.L6</p> 			<p>61-27015-10 0209.L6 95,5 Ø 1,7 mm</p> 	<p>14-32080-01 0204.41 (8x) +0204.42 (8x)</p> 	<p>71-25612-20 0249.45</p> 	<p>12-23062-03</p>  <p>70-20423-00 AS 4x</p>  <p>70-23062-00 ES 4x</p> 	<p>50-92221-20  4x</p> <p>0348.H0</p>  <p>71-25639-10  4x</p> <p>0349.F0</p> 		<p>81-33859-00 </p> <p>0514.32 75x90 A SL RD FPM/ACM</p> 
2,5	CRD93LS	70 kW (95 PS)	J5 DT	09/81-08/90		<p>02-24960-02</p>  <p>02-27015-01 0197.R9 +0209.L6</p> 			<p>61-27015-10 0209.L6 95,5 Ø 1,7 mm</p> 	<p>14-32080-01 0204.41 (8x) +0204.42 (8x)</p> 	<p>71-25612-20 0249.45</p> 	<p>12-23062-03</p>  <p>70-20423-00 4x</p>  <p>70-23062-00 4x</p> 	<p>50-92221-20  4x</p> <p>0348.H0</p>  <p>71-25639-10  4x</p> <p>0349.F0</p> 		<p>81-33859-00 </p> <p>0514.32 75x90 A SL RD FPM/ACM</p> 

PEUGEOT

Ltr.

2,5 DJ5 (T9A)
DK5ATE (THY)

63-95 kW (86-129 PS)

BOXER Bus D
BOXER D
605 TD

03/94-04/02


01-29160-01
0197.77
+0209.R3



02-29160-01
0197.76
+0209.R3



61-29160-00
0209.R3
93 Ø
1,6 mm



14-32164-01
0204.74 (14x)
+0204.75 (8x)



71-33723-00
0249.79



12-26058-01
0956.19 (12x)



71-33687-00
0348.K1



71-33786-00
0348.F9



71-33688-00
0349.E7



70-26058-00
0956.19



12x

70-31414-10



81-34457-00
0326.25
64x88
A SL RD FPM/ACM



81-34458-00
0119.14
98x120
A SL LD FPM/ACM



81-25451-10
0807.14
35x50
A SL RD FPM












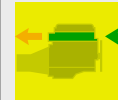





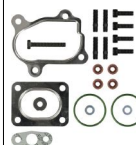
























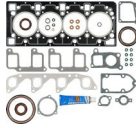
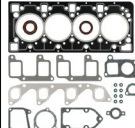

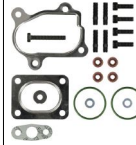



























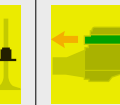





81-34142-00
0807.21
47,5x62
A SL LD FPM/ACM



81-34143-00
0807.15
40x62
A SL LD FPM/ACM



PEUGEOT															
Ltr.															
2,5	DJ5T (T8A)	76 kW (103 PS)	BOXER Bus TD BOXER TD	03/94-04/02	01-29160-01 0197.T7 +0209.R3 	02-29160-01 0197.T6 +0209.R3 		04-10204-01  	61-29160-00 0209.R3 93 Ø 1,6 mm 	14-32164-01 0204.74 (14x) +0204.75 (8x) 	71-33723-00 0249.79 	12-26058-01 0956.19 (12x)  12x	71-33687-00  0348.K1  71-33786-00   0348.F9  71-33688-00  0349.E7 	70-31414-10 	81-34457-00  0326.25 64x88 A SL RD FPM/ACM  81-34458-00  0119.14 98x120 A SL LD FPM/ACM  81-25451-10  0807.14 35x50 A SL RD FPM  81-34142-00   0807.21 47,5x62 A SL LD FPM/ACM  81-34143-00   0807.15 40x62 A SL LD FPM/ACM 
2,5	DJ5TD (THX)	79 kW (107 PS)	BOXER Bus TDI BOXER TDI	01/97-04/02	01-34110-01 0197.W4 +0209.T5 	02-34110-01 0197.W3 +0209.T5 		04-10204-01  	61-34110-00 0209.T5 93 Ø 1,35 mm MLS 	14-32156-01 0204.87 (14x) +0204.88 (8x) 	71-33723-00 0249.79 	12-26058-02 0956.19 (8x)  8x	71-37096-00  0348.K4  71-37097-00  0349.G4 	70-31414-10 	81-34457-00  0326.25 64x88 A SL RD FPM/ACM  81-34458-00  0119.14 98x120 A SL LD FPM/ACM  81-25451-10  0807.14 35x50 A SL RD FPM  81-17110-20  0807.26 32x52 A SL LD FPM/ACM 

PEUGEOT															
Ltr.															
2,5	EN 55			53-56 kW (72-76 PS)											
													</		

PEUGEOT

2.5	XD3T XD3T (152A) XD3TE XD3TE (152B)	66-81 kW (90-110 PS)	505 D 505 TD 604 TD	08/83		02-50919-11 0199.05 			61-26630-30 0209.C2 96 Ø 1,5 mm 2 61-26630-40 0209.C4 96 Ø 1,6 mm 4 61-26630-50 0209.D6 96 Ø 1,7 mm 5 	14-32082-01 0204.54 (8x) +0204.55 (7x) +0204.56 (7x) 14-32083-01 0204.55 (15x) +0204.56 (7x) 	71-50919-10 0249.25 	12-77023-01 0956.01 (8x) 40-77023-00 0956.01 	71-25496-10 0348.52 71-31123-00 0348.A3 71-25712-10 0349.34 40-83826-10 1710.27 	3x 0313.19 	71-25857-10 0313.19 	81-51051-20 0514.35 45x60 A SL RD FPM 71-25853-10 0119.03 	2x 2x 2x 2x
2.5	8140.67	62 kW (84 PS)	BOXER	10/97-11/01	01-33951-05 	02-33951-08 	04-10002-01 	61-33610-00 95,2 Ø 1,65 mm 61-33610-10 95,2 Ø 1,7 mm 61-33610-20 95,2 Ø 1,8 mm 	14-32096-01 	71-33951-10 0249.A0 	12-34914-05 0956.44 (8x) 70-34914-00 0956.44 	71-33621-00 0348.N5 71-33654-00 0349.H5 71-33958-00 	4x 4x 8x	71-83048-00 0304.54 	81-33623-00 70x90 A SL RD FPM 		
2.7	DT17B7ED4 (UHZ) DT17TED4 UHZ (DT17TED4)	150 kW (204 PS)	407 HDI 607 HDI 24V	12/04	02-38558-01 	08-38527-01 		61-34875-10 0209.CW 82,5 Ø 1,17 mm MLS 2x 2 61-34875-20 0209.CX 82,5 Ø 1,22 mm MLS 3x 3 61-34875-30 0209.CY 82,5 Ø 1,27 mm MLS 4x 4 61-34875-40 0209.CZ 82,5 Ø 1,32 mm MLS 5x 5 	14-32344-01 0204.A8 (8x) 2x 	71-38558-00 0249.E1 2x 	12-38546-01 0956.53 (24x) 24x 70-38546-00 0956.53 	71-34888-00 0349.L0 71-38527-00 0164.75 71-41252-00 0304.57 	2x 2x 24x	71-38527-00 0164.75 	81-34316-00 0326.29 35x50 A SL RD PTFE ACM 81-90050-00 0514.C0 81-38536-00 0807.36 26x45 A SL WD FPM 	3x 3x	

PEUGEOT

Ltr.  2,7 ZM (112) 100 kW (136 PS) 604  08/77-05/83  1



61-23575-10 R
0203.67
90 Ø
1,2 mm



61-23576-10 L
0203.66
90 Ø
1,2 mm




14-32084-01
0204.53 (16x)



71-24562-00 R 22
0249.30



71-24563-00 L 22
0249.29



71-25260-10 L 28
0249.37



71-25261-10 R 28
0249.31



12-23062-02
0956.30 (12x)



70-23062-00
0956.05



71-24564-00 L 22
0348.24



71-24566-00 L 22
0348.25



71-24567-10 L 28
0349.88



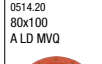
71-25254-10
0123.19



81-21001-10 K 22
0514.21
42x62
A SL RD ACM



81-18304-00 K 28
0514.20
80x100
A LD MVQ



2,7 ZMJ (140) 106 kW (144 PS) 504 604 08/77-08/84

61-23575-10 R
0203.67
90 Ø
1,2 mm



61-23576-10 L
0203.66
90 Ø
1,2 mm



14-32084-01
0204.53 (16x)



71-25260-10 L
0249.37



71-25261-10 R
0249.31



12-23062-02
0956.30 (12x)



70-23062-00
0956.05



40-76752-00 L 22
0348.43



71-24567-10 L 28
0349.88



71-25254-10
0123.19



81-21001-10 K 22
0514.21
42x62
A SL RD ACM



81-18304-00 K 28
0514.20
80x100
A LD MVQ




2,8 ZN3J (154X) 105-124 kW (143-169 PS) 505 505 GTI V6 604 01/77-12/93

61-24515-20 L
0209.39
93 Ø
1,5 mm



61-24516-20 R
0209.41
93 Ø
1,5 mm



14-32084-01
0204.53 (16x)



12-23062-02
0956.30 (12x)



70-23062-00
0956.05



40-76752-00 L 22
0348.43






71-24567-10 L 28
0349.88


































71-25254-10
0123.19








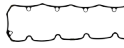









PEUGEOT

Ltr.   





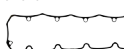







2,8 8140.23 (F28DTSE) 76 kW (103 PS)



















































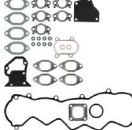
















										
01-33951-07 	02-33951-07 			61-33950-00 0209.0C 1,3 mm 61-33950-10 0209.0E 1,4 mm 61-33950-20 0209.0F 1,5 mm 	14-32096-01 	71-33951-10 0249.A0 	12-34914-05 0956.44 (8x)  8x 70-34914-00 0956.44 	71-33621-00  4x 0348.N5  71-33654-00  4x 0349.H5  71-33963-00  08 	71-34049-10 	81-33627-00  55x70 A SL RD FPM  81-35914-00  50x70 RD Silikon  81-90042-00  0514.A8 FPM 

2,8 8140.43 90 kW (122 PS) BOXER BOXER HDI 10/97-08/05

01-33951-10 0197.Y2 	02-33951-10 		04-10047-01  	61-33950-00 0209.0C 1,3 mm 61-33950-10 0209.0E 1,4 mm 61-33950-20 0209.0F 1,5 mm 		71-33951-10 0249.A0  71-33956-00 0249.C3 	12-34914-05 0956.44 (8x)  8x 70-34914-00 0956.44 	71-33621-00  4x 0348.N5  71-33654-00  4x 0349.H5 	71-33944-10  71-83048-00 0304.54 	
---	--	--	--	---	--	--	---	--	---	--

2,8 8140.43 (F28DT) 90 kW (122 PS) BOXER Bus BOXER D BOXER TD 10/97-08/05

01-33951-07 	02-33951-07 			61-33950-00 0209.0C 1,3 mm 61-33950-10 0209.0E 1,4 mm 61-33950-20 0209.0F 1,5 mm 	14-32096-01 	71-33951-10 0249.A0 	12-34914-05 0956.44 (8x)  8x 70-34914-00 0956.44 	71-33621-00  4x 0348.N5  71-33654-00  4x 0349.H5 	71-34049-10 	
---	---	--	--	---	---	---	--	--	--	--

PEUGEOT															
Ltr.															
2,8	8140.43N	107 kW (145-146 PS)	BOXER HDI	04/04-06/06	01-33956-06 0197.Z4 	02-33956-04 0197.Z0 		04-10232-01  0209.0C 1,3 mm 61-33950-10 0209.0E 1,4 mm 61-33950-20 0209.0F 1,5 mm 		71-33956-00 0249.C3 	12-34914-05 0956.44 (8x) 	71-33621-00  0348.N5  71-33654-00  0349.H5 	4x 71-33944-10  71-83048-00  0304.54 	81-10173-00  0514.C1 FPM  81-90042-00  0514.A8 FPM  81-33627-00  55x70 A SL RD FPM 	
2,8	8140.43S 8140.43S (F28DTCR)	93-94 kW (126-128 PS)	BOXER Bus BOXER Bus HDI BOXER HDI	10/00-09/09	01-33951-10 0197.Y2 	02-33951-10 		04-10047-01  	61-33950-00 0209.0C 1,3 mm 61-33950-10 0209.0E 1,4 mm 61-33950-20 0209.0F 1,5 mm 		71-33951-10 0249.A0  71-33956-00  0249.C3 	12-34914-05 0956.44 (8x) 	71-33621-00  0348.N5  71-33654-00  0349.H5 	4x 71-33944-10  71-83048-00  0304.54 	
2,8	8140.63 (F28D)	64 kW (87 PS)	BOXER D	01/99-02/02	01-33956-06 0197.Z4 	02-33956-04 0197.Z0 		61-33950-00 0209.0C 1,3 mm 61-33950-10 0209.0E 1,4 mm 61-33950-20 0209.0F 1,5 mm 		71-33956-00 0249.C3 	12-34914-05 0956.44 (8x) 	71-33621-00  0348.N5  71-33654-00  0349.H5 	4x 71-33944-10  71-83048-00  0304.54 	81-10173-00  0514.C1 FPM  81-90042-00  0514.A8 FPM  81-33627-00  55x70 A SL RD FPM 	

PEUGEOT

Ltr.  3,0 DT20C 177 kW (241 PS) 407 HDI 06/09 



61-36610-00 2x
0209.GX
85 Ø
1,17 mm
MLS

2x

61-36610-10 2x
0209.GY
85 Ø
1,22 mm
MLS

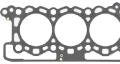
3x

61-36610-20 2x
0209.GZ
85 Ø
1,27 mm
MLS

4x

61-36610-30 2x
0209.HA
85 Ø
1,32 mm
MLS

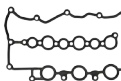
5x



14-32344-01 2x
0204.A8 (8X)



71-38558-00 2x
0249.E1



12-38546-01
0956.S3 (24x)



70-38546-00 24x
0956.S3



71-34888-00 2x
0349.L0



71-38527-00
0164.75



71-41252-00
0304.57



81-34316-00 K↔
0326.29
35x50
A SL RD PTFE ACM



81-90050-00 K↔
0514.C0



81-38536-00 N↔ N↔
0807.36
26x45
A SL WD FPM



3,0 ES9A (XFi) 155-158 kW (211-215 PS) 407 03/04
407 SW
407 V6
607 V6 24V

61-36510-00 L
0209.OX
89 Ø
0,74 mm
MLS

61-36510-10 L
0209.OZ
89 Ø
0,95 mm
MLS



61-36515-00 R
0209.OY
89 Ø
0,74 mm
MLS

61-36515-10 R
0209.1A
89 Ø
0,95 mm
MLS



70-31414-10



12-31306-05
0956.38 (24x)



70-31306-00 24x
0956.64



71-38551-00 L↔
0348.G0



71-38556-00 L↔ 2x
0348.P9




71-38541-00 2x
0349.G0



70-31414-10




81-38529-00 K↔
0514.A9
42x56
A SL RD PTFE
(Polytetrafluorethylen)/ACM
(Polyacryl-Kautschuk)



81-38528-00 K↔
0119.18
98x120
A SL LD PTFE
(Polytetrafluorethylen)/ACM
(Polyacryl-Kautschuk)



81-38531-00 N↔ 4x
0807.34
38x50
A SL RD PTFE
(Polytetrafluorethylen)/ACM
(Polyacryl-Kautschuk)



PEUGEOT

Ltr.  3,0 ES9J4 (XFZ)  140-143 kW (190-194 PS)  01/92-12/04

406
406 COUPE
406 V6 24V
605
605 V6



02-36530-01 R

 0008570→



02-36525-01 L

 008570→



08-34458-01



61-36525-00 L

0209.ON

89 Ø

1,45 mm

MLS

 0008570→



61-36530-00 R

0209.OP

89 Ø

1,45 mm

MLS

 0008570→



70-31414-10



12-31306-05

0956.38 (24x)



70-31306-00

0956.64



71-38596-00 L

0348.L5

0348.L5

0348.K7

0348.K7

0348.K7

0348.K7

0348.K7

0348.K7

0348.K7

0348.K7

0348.K7

0348.K7

0348.K7

0348.K7

0348.K7

0348.K7

0348.K7

0348.K7

0348.K7

0348.K7

0348.K7

0348.K7

0348.K7

0348.K7

0348.K7

0348.K7

0348.K7

0348.K7

0348.K7

0348.K7

0348.K7

0348.K7

0348.K7

0348.K7

0348.K7

0348.K7

0348.K7

0348.K7

0348.K7

0348.K7

0348.K7

0348.K7

0348.K7

0348.K7

0348.K7

0348.K7

0348.K7

0348.K7

0348.K7

0348.K7

0348.K7

0348.K7

0348.K7

0348.K7

0348.K7

0348.K7

0348.K7

0348.K7

0348.K7

0348.K7

0348.K7

0348.K7

0348.K7

0348.K7

0348.K7

0348.K7

0348.K7

0348.K7

0348.K7

0348.K7

0348.K7

0348.K7

0348.K7

0348.K7

0348.K7

0348.K7

0348.K7

0348.K7

0348.K7

70-31414-10



81-51109-30 K

0514.82

42x56

A SL RD FPM

A SL RD FPM

A SL RD FPM

A SL RD FPM

A SL RD FPM

A SL RD FPM

A SL RD FPM

A SL RD FPM

A SL RD FPM

A SL RD FPM

A SL RD FPM

A SL RD FPM

A SL RD FPM

A SL RD FPM

A SL RD FPM

A SL RD FPM

A SL RD FPM

A SL RD FPM

A SL RD FPM

A SL RD FPM

A SL RD FPM

A SL RD FPM

A SL RD FPM

A SL RD FPM

A SL RD FPM

A SL RD FPM

A SL RD FPM

A SL RD FPM

A SL RD FPM

A SL RD FPM

A SL RD FPM

A SL RD FPM

A SL RD FPM

A SL RD FPM

A SL RD FPM

A SL RD FPM

A SL RD FPM

A SL RD FPM

A SL RD FPM

A SL RD FPM

A SL RD FPM

A SL RD FPM

A SL RD FPM

A SL RD FPM

A SL RD FPM

A SL RD FPM

A SL RD FPM

A SL RD FPM

A SL RD FPM

A SL RD FPM

A SL RD FPM

A SL RD FPM

A SL RD FPM

A SL RD FPM

A SL RD FPM

A SL RD FPM

A SL RD FPM

A SL RD FPM

A SL RD FPM

A SL RD FPM

A SL RD FPM

A SL RD FPM

A SL RD FPM

A SL RD FPM

A SL RD FPM

A SL RD FPM

A SL RD FPM

A SL RD FPM

A SL RD FPM

A SL RD FPM

A SL RD FPM

A SL RD FPM

A SL RD FPM

A SL RD FPM

A SL RD FPM

A SL RD FPM

A SL RD FPM

PEUGEOT

Ltr. 











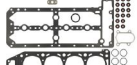
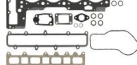


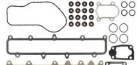













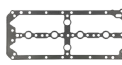


















3,0 ES9J4S (XFX)

150-155 kW (204-211 PS)



406
406 COUPE
406 V6 24V
607 V6 24V
807 V6 24V









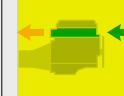









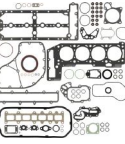
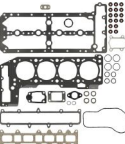


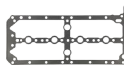



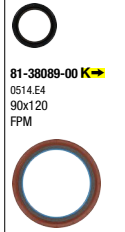
03/99

<p>02-36510-01 V</p> <p>02-36515-01 H</p> <p>02-38556-01 2x</p>	<p>08-34458-01 10086</p> <p>08-38528-01 10087→</p>		<p>61-36510-00 L 0209.0X 89 Ø 0,74 mm MLS</p> <p>61-36510-10 L 0209.0Z 89 Ø 0,95 mm MLS</p> <p>61-36515-00 R 0209.0Y 89 Ø 0,74 mm MLS</p> <p>61-36515-10 R 0209.1A 89 Ø 0,95 mm MLS</p>		<p>70-31414-10</p>	<p>12-31306-05 0956.38 (24x)</p> <p>70-31306-00 0956.64</p>	<p>71-38551-00 I 2x 0348.00</p> <p>71-38556-00 I 2x 0348.P9</p> <p>71-38541-00 2x 0349.G0</p>	<p>70-31414-10</p>	<p>81-51109-30 K 2x 0514.82 42x56 A SL RD FPM 10086</p> <p>81-38529-00 K 2x 0514.A9 42x56 A SL RD PTFE (Polytetrafluorethylen)/ACM (Polyacryl-Kautschuk) 10087→</p> <p>81-34458-00 K 2x 0119.14 98x120 A SL LD FPM/ACM 10086</p> <p>81-38528-00 K 2x 0119.18 98x120 A SL LD PTFE (Polytetrafluorethylen)/ACM (Polyacryl-Kautschuk) 10087→</p> <p>81-34146-00 N 4x 0807.24 38x50 A SL RD FPM</p>

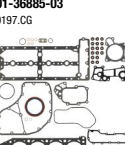
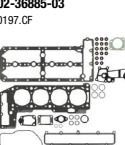




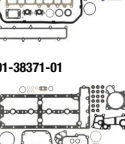
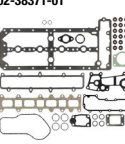


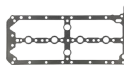



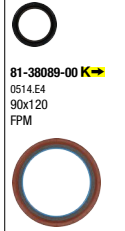
3,0 F1CE0481D (FG30DT) F1CE0481D (F30DTE)	115-116 kW (156-158 PS)	BOXER Bus HDI	01/15	<p>01-36885-01 0197.AR</p>    <p>01-38371-02</p>   	<p>02-36885-01 0197.AQ</p>    <p>02-38371-02</p>   		<p>61-36885-00 0209.FJ 1,1 mm MLS</p> <p>61-36885-10 </p> 1,2 mm MLS <p>61-36885-20 </p> 1,3 mm MLS 	<p>14-32359-01 0204.C6 (6x) +0204.C7 (4x) +0204.C8 (4x) +0204.C9 (1x)</p>         	<p>71-38371-00 0249.F7</p> 	<p>12-37553-01 0951.61 (16x)</p>           <p>70-37553-00 0951.61</p> 	<p>71-38349-00 I </p> 0348.T7	<p>71-38362-00 </p> 0349.L8 	<p>71-38202-00 0304.59</p> 	<p>81-38091-00 K </p> 0514.C9 50x70 PTFE <p>81-38089-00 K </p> 0514.E4 90x120 FPM 
--	-------------------------	---------------	-------	--	--	--	---	--	--	---	---	---	--	---

PEUGEOT












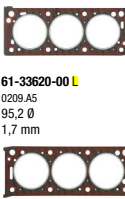






Ltr.  3,0 F1CE0481D (F30DT) 115-116 kW (156 PS) BOXER HDI BOXER HDI 160 04/06-12/15 

										
01-36885-01 0197.AR	02-36885-01 0197.AQ		04-10319-01 	61-36885-00 0209.FJ 1,1 mm MLS 61-36885-10  1,2 mm MLS 61-36885-20  1,3 mm MLS	14-32359-01 0204.C6 (6x) +0204.C7 (4x) +0204.C8 (4x) +0204.C9 (1x)	71-38371-00 0249.F7	12-37553-01 0951.61 (16x)	71-38349-00  0348.T7 71-38362-00  0349.L8	71-38202-00 0304.59	81-38091-00  0514.C9 50x70 PTFE 81-38089-00  0514.E4 90x120 FPM
										
01-38371-02	02-38371-02									



3,0 F1CE3481E (F30DTE) F1CE3481N (F30DTE) 107-130 kW (146-177 PS) BOXER HDI 145 BOXER HDI 175 04/10

				61-36885-00 0209.FJ 1,1 mm MLS 61-36885-10 1,2 mm MLS 61-36885-20 1,3 mm MLS	14-32359-01 0204.C6 (6x) +0204.C7 (4x) +0204.C8 (4x) +0204.C9 (1x)	71-38371-00 0249.F7	12-37553-01 0951.61 (16x)	71-38349-00  0348.T7 71-38362-00  0349.L8	71-38202-00 0304.59	81-38091-00  0514.C9 50x70 PTFE 81-38089-00  0514.E4 90x120 FPM
										
01-38371-01	02-38371-01									

3,0 ZPJ (UFZ) 123-127 kW (167-173 PS) 605 08/89-09/99


	02-33615-02 0197.E1 +0209.A4 +0209.A5 +0956.30 (12x)	08-33679-01		61-33615-00  0209.A4 95,2 Ø 1,7 mm 61-33620-00  0209.A5 95,2 Ø 1,7 mm	14-32084-01 0204.53 (16x)	70-31414-10 	12-25837-03 0956.22 (12x)	40-76752-00  0348.43 71-28604-00  96 130 969	70-31414-10 	81-25926-10  0326.12 42x62 A RD FPM 81-18304-00  0514.20 80x100 A LD MVQ 81-22660-00  0236.24 32x45 A LD FPM
										

PEUGEOT

Ltr.  3,0 ZPJ4 (UKZ) 147 kW (200 PS) 605 605 SV 24  1 08/89-09/99




02-33615-03
0197.E3
+0209.A4
+0209.A5
+0956.24 (24x)




08-33679-01



61-33615-00 R
0209.A4
95,2 Ø
1,7 mm



61-33620-00 L
0209.A5
95,2 Ø
1,7 mm



14-32084-01
0204.53 (16x)






70-31414-10


12-26058-01
0956.19 (12x)



70-26058-00
0956.19



71-33681-00    2x
0349.74



70-31414-10




81-25826-10 K 
0326.12
42x62
A RD FPM



81-18304-00 K 
0514.20
80x100
A LD MVQ



81-22660-00 N  2x
0236.24
32x45
A LD FPM



Haftungsausschluss

(für Katalog)

Alle Angaben in unserem Katalog wurden von uns sorgfältig geprüft, sind jedoch unverbindlich. Ersatzansprüche wegen Katalogangaben werden von uns nicht anerkannt. Der Käufer ist selbst verpflichtet, zu prüfen, ob unsere Teile für seine Zwecke geeignet sind. In allen Zweifelsfällen sollte Rücksprache mit unserem technischen Kundendienst erfolgen **Tel. +49 731 7046 999**.

Technische Weiterentwicklungen oder Änderungen bleiben vorbehalten, soweit damit keine Nachteile für den Kunden verbunden sind.

Angaben, Namens- und Markenzeichen, Beschreibungen, Nummern von Fahrzeugnummern und Herstellerzeichen, Original-Ersatzteilnummern der Fahrzeug- und Motorenhersteller u. a. sind ausschließlich für interne Zwecke gedacht. Solche Kennzeichnungen dürfen Fahrzeugbesitzern gegenüber nicht verwendet werden.

Wir weisen ausdrücklich darauf hin, dass alle von uns gelieferten Teile von geschultem Fachpersonal einzubauen sind. Reinz haftet für Fehler in diesem Katalog nur, wenn diese für den Kunden nicht offenbar erkennbar sind sowie nur bei Vorsatz und grober Fahrlässigkeit von Reinz, eines Vertreters oder eines Erfüllungsgehilfen. Dieser Haftungsausschluss gilt nicht im Rahmen

des Anwendungsbereichs des Produkthaftungsgesetzes und nicht bei Verletzung von Körper, Leben und Gesundheit, sowie bei der Verletzung von sog. Kardinalpflichten. Darüber hinaus ist unsere Haftung für Schäden, insbesondere für Personen-, Sach- oder Vermögensschäden, die unmittelbar oder mittelbar im Zusammenhang mit der Nutzung dieses Kataloges auftreten, sowie für nicht voraussehbare Schäden ausgeschlossen.

Reinz ist Inhaber aller Schutzrechte an den in diesem Katalog gespeicherten Daten. Kopie, Nachdruck, ganze oder teilweise Übernahme der Inhalte und Vervielfältigung, auch auszugsweise, ist nur mit unserer vorheriger schriftlichen Zustimmung sowie mit unserem Urheberrechtsvermerk zulässig.

Für Bestellungen, welche ab dem Erscheinungsdatum eines neuen Katalogs getätigt werden, sind alleine die Angaben des neuen Katalogs maßgeblich. Auf Angaben im Vorkatalog kann bei Neubestellungen nicht mehr zurückgegriffen werden.

Sofern Sie noch Fragen haben, bitten wir Sie, sich mit uns in Verbindung zu setzen.

VictorReinz.com/AGB

Exclusion of Liability

(for catalog)

All details in our catalog have been thoroughly checked by us but are however not binding. Right to damages on account of catalog details will not be recognized. The purchaser is obliged to check if our parts are suitable for their use. In all doubtful cases, the purchaser should consult our technical customer service under **+49 731 7046 999**.

We reserve the right to further technical developments or changes as long as no disadvantage for the customer results.

Details, name and trademarks, descriptions, numbers from vehicle numbers and manufacturer symbols, original vehicle replacement part numbers and engine manufacturer etc. are solely for internal use. Such labels must not be used with vehicle owners.

We specifically point out that all parts supplied by us must be assembled by trained specialists.

Reinz is liable for mistakes in this catalog only when they are not clearly recognizable for the customer, as well as by intent or gross negligence on the part of Reinz, it's representative or vicarious agent. This exclusion of liability does not apply within the framework of the field of

application of the product liability laws and not by bodily harm, life and health, as well as by violation of cardinal duties. In addition, our liability for damages, especially personal, property or financial damages that occur directly or indirectly as a result of the use of this catalog, as well as non-foreseeable damages are excluded.

Reinz is the owner of all patent rights on the data stored in this catalog. Copies, reprints, whole or partial takeover of the contents and duplication even in excerpts are only permissible with our prior written approval, as well as with our copyright note.

For orders placed after the publication date of a new catalog, only the details in the new catalog are binding and no fall back to details in the previous catalog is possible.

In case you have further questions, do not hesitate to contact us.

VictorReinz.com/AGB

VictorReinz.com

reinz.info@dana.com

Technical Hotline +49 (0)731 7046-9 99

REINZ-Dichtungs-GmbH

Reinzstrasse 3-7
89233 Neu-Ulm
Germany
+49 (0)731 7046-0

VICTOR REINZ[®]

