

VICTOR REINZ®



**PORSCHE
Q2 / 2024**



VictorReinz.com/online-catalog

Victor Reinz®

at a Glance



Online Catalog

VictorReinz.com/online-catalog



Newsletter

VictorReinz.com/EN/News/Newsletter.aspx?region



Youtube

www.youtube.com/user/VictorReinzSealingEN



Catalog News

VictorReinz.com/news



Technical Service Information

VictorReinz.com/tsi



Facebook

www.facebook.com/VictorReinzParts



Just seal it!

VictorReinz.com/jsi



Technical Datasheet

VictorReinz.com/jsi-datasheet



LinkedIn

www.linkedin.com/showcase/victor-reinz-emea



Safety Datasheet

VictorReinz.com/jsi-datasheet



Homepage

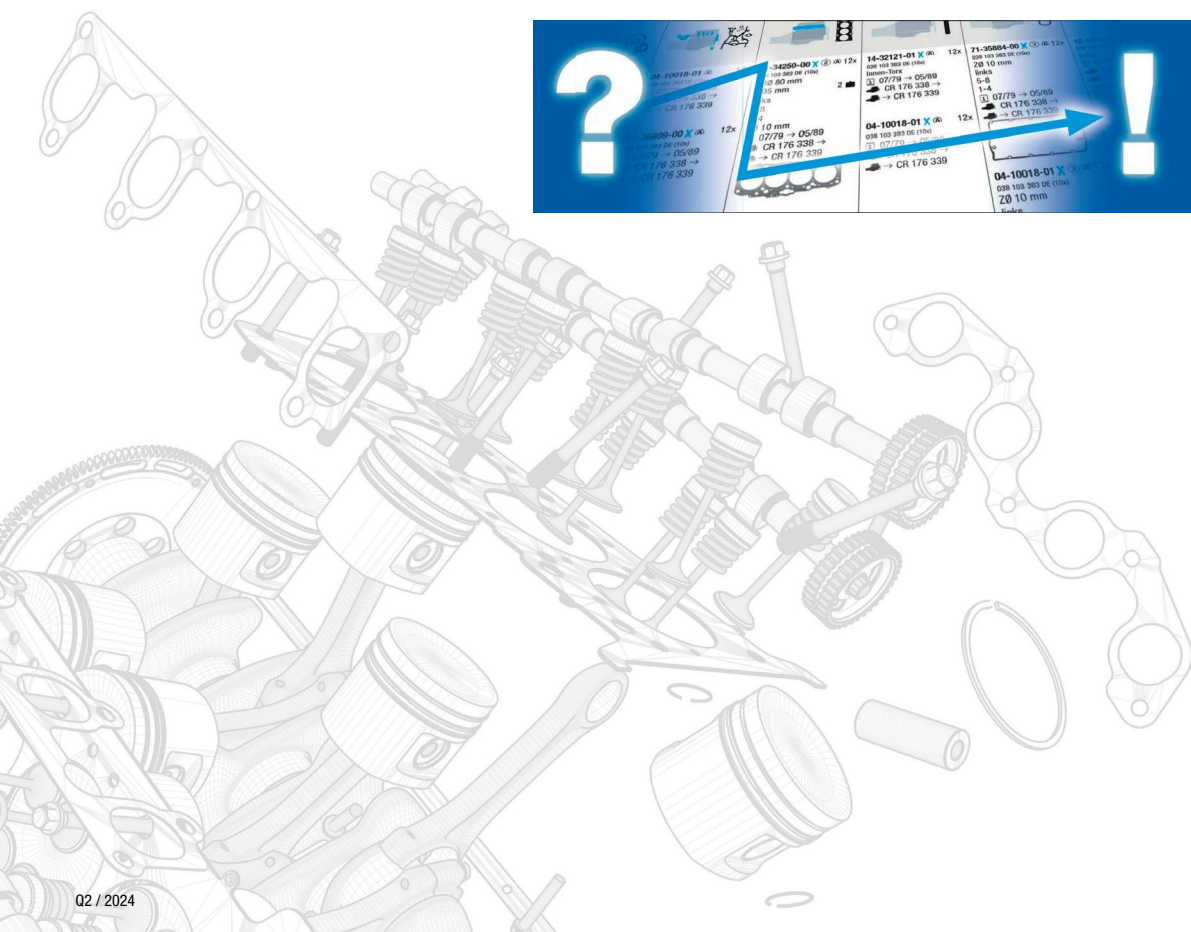
VictorReinz.com



VictorReinz.com/catalog-info



VictorReinz.com/catalog-how-to-use



PORSCHE



0-9	
616.15	5
64.07	23
64.08	23
64.50	23
901.01	9
901.02	9
901.03	9
901.05	9
901.09	9
901.10	9
901.11	9
901.13	9
901.36	10
901.37	10
911.01	10
911.02	10
911.03	10
911.04	10
911.06	10
911.07	10
911.08	10
911.42	14
911.47	14
911.51	11
911.52	11
911.53	11
911.57	11
911.61	11
911.62	11
911.63	11
911.67	11
911.83	14
911.90	14
911.91	11
911.92	14
911.93	14
911.96	11
911.98	14
930.02	19
930.03	20
930.09	20
930.10	20
930.12	20
930.13	20



930.19	20
930.20	21
930.21	21
930.25	21
930.26	21
930.50	20
930.52	20
930.60	21
930.66	21
930.68	21
A	
AN	5
C	
CGEA	15
CGFA	15
CNCC	5
CSZA	15
CSZB	15
CVDA	25
CVDD	25
CVDE	25
CYNA	6
CYNB	5
CYPA	5
D	
DCAB	15
DCBE	16
DCBF	16
DCBG	16
DCUA	25
DCUD	25
DFKA	6
DGPA	15
DGPB	15
DGPC	15
DGR	15
DGRB	15
DGRC	15
DKNA	7
DLHB	6
DLZB	16
DMTA	7



DMTD	7
DWNA	25
G	
GA	8
GB	8
M	
M 05.9D	17
M 05.9E	17
M 06.EC	15
M 28.03	27
M 28.04	27
M 28.11	28
M 28.12	28
M 28.13	27
M 28.14	27
M 28.19	28
M 28.20	28
M 28.21	28
M 28.22	28
M 28.41	28
M 28.42	28
M 28.43	29
M 28.44	29
M 28.45	29
M 28.46	29
M 28.47	28
M 30.69	21
M 31.01	8
M 31.03	8
M 31.50	8
M 44.01	11
M 44.02	12
M 44.03	11
M 44.04	12
M 44.05	12
M 44.06	12
M 44.07	12
M 44.08	12
M 44.09	12
M 44.10	12
M 44.11	13
M 44.12	13
M 44.40	12



M 44.41	17
M 44.43	18
M 44.44	18
M 44.50	12
M 44.51	12
M 44.52	12
M 46.20	22
M 46.40	22
M 48.20	28
M 48.40	28
M 55.01	22
M 55.02	23
M 64.01	23
M 64.02	23
M 64.03	23
M 64.05	23
M 64.05S	24
M 64.06	23
M 64.06S	24
M 64.07	23
M 64.08	23
M 64.20	24
M 64.21	23
M 64.21S	25
M 64.22	23
M 64.23	23
M 64.24	23
M 64.50	23
M 64.60	23
M 64.60R	24
M 64.60RS	24
M 96.01	22
M 96.02	22
M 96.04	22
M 96.20	13
M 96.22	13
M02.2Y	20
MCD.UD	18
MCE.YA	23
MCG.E	15
MCG.EA	15
MCG.FA	15
MCJ.T	15
MCN.CC	5
MCN.RB	18-19



MCR.C	18
MCR.CA	18
MCR.CB	18
MCR.CC	18
MCS.ZA	15
MCT.BA	18
MCT.BB	18
MCT.BC	18
MCU.DB	27
MCU.DC	27
MCV.DA	25
MCV.VA	18
MCV.VB	18
MCV.VC	18
MCX.TA	16
MCY.NA	6
MCY.NB	5
MCY.PA	5
MDB.UC	26
MDC.AB	15
MDC.BE	16
MDC.UA	25
MDG.PA	15
W	
W	5
X	
XJ	8
XK	8

5 von 31

PORSCHE

Ltr.

CYNA
MCY,NA

174 kW (237 PS)

MACAN

05/14-09/18

1

02-42165-02

08-42756-01

61-42165-00

958.103.383.10

83 Ø

MLS

14-32383-01

WHT 005 305 (10X)

70-31414-10

12-31306-12

955.105.115.10 (16x)

16x

71-42786-00

958.129.717.00

71-42801-00

958.253.039.00

70-31414-10

81-42737-00

958.103.085.00

45x60

A SL RD PTFE ACM

2,0

DFKA
DLHB

185-284 kW (252-386 PS)

CAYENNE
MACAN

05/15

02-42165-05

08-10041-01

04-10363-01

Ø

61-42165-00

958.103.383.10

83 Ø

MLS

14-32383-01

WHT 005 305 (10X)

70-31414-10

12-12548-01

955.105.675.00 (8X)

+955.105.675.20 (8X)

8x

71-42786-00

958.129.717.00

71-42801-00

958.253.039.00

70-31414-10

81-42737-00

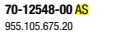

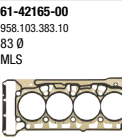
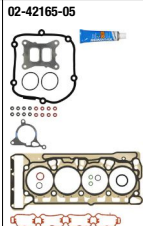
958.103.085.00

45x60

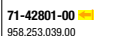
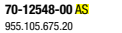

A SL RD PTFE ACM









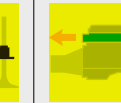



































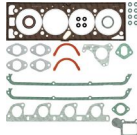


















PORSCHE

Ltr.  2,0 DKNA 180 kW (245 PS)  MACAN  05/18























































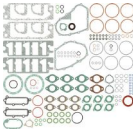



























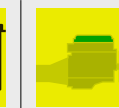

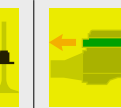























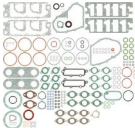


















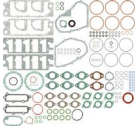





































2,0 DMTA DMTD 195 kW (265 PS) MACAN 05/18











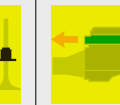













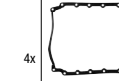












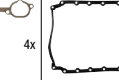




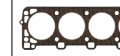





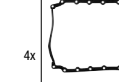


PORSCHE															
Ltr.															
2,0	GA GB	70-74 kW (95-100 PS)	914	01/72	01-23455-06 039 198 009 			13-21729-02  021 198 031 B 	61-23455-00 4x 039 101 343 B 94 Ø 0,7 mm 		71-21728-00 2x 021 101 481 		71-23083-30  2x 039 129 707  71-23211-10 4x 039 256 251  71-23209-20   2x 039 251 261 		81-21001-10  021 105 247 A 42x62 A SL RD ACM  81-25946-00  029 105 245 B 75x95 A LD FPM/ACM 
2,0	M 31.01 M 31.03 M 31.50	125-154 kW (170-209 PS)	924 Carrera GT 924 Turbo	11/78-10/86		02-24555-02 931.100.901.00 	08-23874-02 060 198 011 B 		61-24555-10 931.104.337.03 88,5 Ø 1,75 mm 		15-23902-02 060 198 025 A 	12-25247-01 046 109 675 A (8x)  70-25247-00 046 109 675 A  8x	71-25162-10  4x 931.110.147.00  50-92097-10 4x 930.111.191.13 	10-23874-02 060 198 041 A 	81-24289-00  048 115 147 35x54 A SL RD ACM  81-20589-20  059 103 051 D 96x117 A SL LD FPM  81-19299-10  955.104.185.00 32x47 A SL WD FPM 
2,0	XJ XK	92 kW (125 PS)	924	11/75-08/89		02-25095-02 047 198 012 A 	08-23874-02 060 198 011 B 		61-25095-20 047 103 383 88,5 Ø 1,75 mm 		15-23902-02 060 198 025 A 	12-25247-01 046 109 675 A (8x)  70-25247-00 046 109 675 A  8x	71-23968-10  4x 477 133 227  71-23731-40 4x 048 129 589 A  71-23957-10   477 253 115 C 	10-23874-02 060 198 041 A 	81-24289-00  048 115 147 35x54 A SL RD ACM  81-20589-20  059 103 051 D 96x117 A SL LD FPM  81-19299-10  955.104.185.00 32x47 A SL WD FPM 

















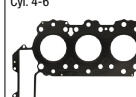






























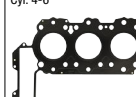










PORSCHE															
Ltr.															
2,0	901.01 901.02 901.05	96-118 kW (130-160 PS)	911 911 L 911 S	01/63-12/68					61-20201-30 901.104.391.00 88,2 Ø 0,75 mm 			71-21282-20 2x 930.105.194.00 71-24725-30 2x 930.105.195.06 12-21291-01 964.104.111.04 (12x) 70-25824-20 964.104.111.04 12x	50-92090-00 6x 901.110.191.00 71-22008-10 6x 901.108.391.01 50-85097-20 6x 901.111.191.13 50-85039-40 2x 901.111.193.00 	81-21392-30 999.113.290.42 30x50 A SL RD FPM 81-15332-20 999.113.057.50 65x85 A LD MVQ 	
2,0	901.03 901.09 901.10 901.11 901.13	81-125 kW (110-170 PS)	911 911 E 911 T	07/66-02/72 01-20201-03 911.100.902.01 12/69 					61-20201-30 901.104.391.00 88,2 Ø 0,75 mm 			71-21282-20 2x 930.105.194.00 71-24725-30 2x 930.105.195.06 12-21291-01 964.104.111.04 (12x) 70-25824-20 964.104.111.04 12x	50-92090-00 6x 901.110.191.00 01/70→ 71-22008-10 6x 901.108.391.01 50-85097-20 6x 901.111.191.13 50-85039-40 2x 901.111.193.00 	81-21392-30 999.113.290.42 30x50 A SL RD FPM 81-15332-20 999.113.057.50 65x85 A LD MVQ 	
2,0	901.09 901.10 901.11	103-125 kW (140-170 PS)	911	09/68-12/69 01-20201-03 911.100.902.01 					61-20201-30 901.104.391.00 88,2 Ø 0,75 mm 			71-21282-20 2x 930.105.194.00 71-24725-30 2x 930.105.195.06 12-21291-01 964.104.111.04 (12x) 70-25824-20 964.104.111.04 12x	71-22008-10 6x 901.108.391.01 50-85097-20 6x 901.111.191.13 50-85039-40 2x 901.111.193.00 	81-21392-30 999.113.290.42 30x50 A SL RD FPM 81-15332-20 999.113.057.50 65x85 A LD MVQ 	







































































PORSCHE																	
Ltr.																	
2,0	901.36 901.37	81 kW (110 PS)	914	11/69-12/73	01-20201-03 911.100.902.01 				61-20201-30 901.104.391.00 88,2 Ø 0,75 mm 	6x		71-21282-20  930.105.194.00  71-24725-30  930.105.195.06  12-21291-01 964.104.111.04 (12x)  70-25824-20 964.104.111.04 12x 	2x	50-92090-00  901.110.191.00  71-22008-10  901.108.391.01  50-85097-20  901.111.191.13  50-85039-40  901.111.193.00 	6x		81-21392-30  999.113.290.42 30x50 A SL RD FPM  81-15332-20  999.113.057.50 65x85 A LD MVQ 
2,2	911.01 911.02 911.04	114-132 kW (155-180 PS)	911 911 E 911 S	09/69-02/72	01-23405-05 911.100.905.00 				61-23405-00 908.104.391.00 92 Ø 4 mm 	6x		71-21282-20  930.105.194.00  71-24725-30  930.105.195.06  12-21291-01 964.104.111.04 (12x)  70-25824-20 964.104.111.04 12x 	2x	50-92092-00  901.108.398.01  71-22008-10  901.108.391.01  50-85092-40  901.111.195.00  50-85039-40  901.111.193.00 	6x		81-21392-30  999.113.290.42 30x50 A SL RD FPM  81-15332-20  999.113.057.50 65x85 A LD MVQ 
2,2	911.03 911.06 911.07 911.08	92 kW (125 PS)	911 911 T	01/70-12/72	01-23405-04 911.100.903.00 				61-23405-00 908.104.391.00 92 Ø 4 mm 	6x		71-21282-20  930.105.194.00  71-24725-30  930.105.195.06  12-21291-01 964.104.111.04 (12x)  70-25824-20 964.104.111.04 12x 	2x	50-92092-00  901.108.398.01  71-22008-10  901.108.391.01  50-85092-40  901.111.195.00  50-85039-40  901.111.193.00 	6x		81-21392-30  999.113.290.42 30x50 A SL RD FPM  81-15332-20  999.113.057.50 65x85 A LD MVQ 

PORSCHE															
Ltr. 															
2,3 911.51 911.61 911.91 911.96	103 kW (140 PS) 911 911 T	08/71-12/73 1							61-23405-00 908.104.391.00 92 Ø 4 mm 		71-21282-20  2x 930.105.194.00  71-24725-30  2x 930.105.195.06 	12-21291-01 964.104.111.04 (12x)  70-25824-20 964.104.111.04 12x 	71-22008-10  6x 901.108.391.01  50-85092-40  6x 901.111.195.00  50-85039-40   2x 901.111.193.00 		81-21392-30  999.113.290.42 30x50 A SL RD FPM  81-15332-20  999.113.057.50 65x85 A LD MVQ 
2,3 911.52 911.53 911.62 911.63	121-140 kW (165-190 PS) 911	08/71-12/73	01-23405-05 911.100.905.00 						61-23405-00 908.104.391.00 92 Ø 4 mm 		71-21282-20  2x 930.105.194.00  71-24725-30  2x 930.105.195.06 	12-21291-01 964.104.111.04 (12x)  70-25824-20 964.104.111.04 12x 	71-22008-10  6x 901.108.391.01  50-85092-40  6x 901.111.195.00  50-85039-40   2x 901.111.193.00 		81-21392-30  999.113.290.42 30x50 A SL RD FPM  81-15332-20  999.113.057.50 65x85 A LD MVQ 
2,3 911.57 911.67	96 kW (130 PS) 911 T	01/72-12/73	01-23405-04 911.100.903.00 						61-23405-00 908.104.391.00 92 Ø 4 mm 		71-21282-20  2x 930.105.194.00  71-24725-30  2x 930.105.195.06 	12-21291-01 964.104.111.04 (12x)  70-25824-20 964.104.111.04 12x 	50-92082-00  6x 901.108.398.01  71-22008-10  6x 901.108.391.01  50-85092-40  6x 901.111.195.00  50-85039-40   2x 901.111.193.00 		81-21392-30  999.113.290.42 30x50 A SL RD FPM  81-15332-20  999.113.057.50 65x85 A LD MVQ 
2,5 M 44.01 M 44.03	120 kW (163 PS) 944	06/81-07/87		02-26015-03 944.100.901.00 	08-26036-01 944.100.901.01 				61-26015-10 951.104.374.02 102 Ø 1,09 mm 			12-25824-02 964.104.111.06 (8x)  70-25824-20 964.104.111.04 8x 	71-25182-10  4x 944.110.163.06  50-92070-10  4x 928.111.193.12  71-25276-20   2x 944.111.135.01 	71-26036-00 944.101.205.02 	81-25809-00  999.113.268.40 38x55 A SL RD ACM  81-20004-30  999.113.264.40 90x110 AB SL LD FPM 













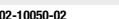




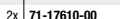










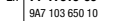
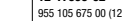









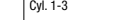



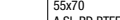










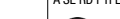







































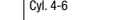



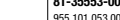















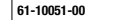





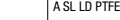


















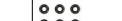





















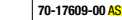



































































































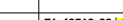



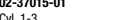
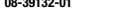
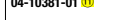



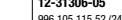

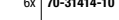







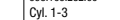



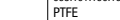






































































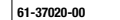

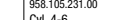










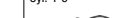















PORSCHE





















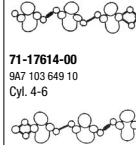
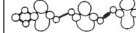
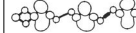














PORSCHE															
Ltr.															
2,5	M 44.02 M 44.04 M 44.05 M 44.06 M 44.07 M 44.08 M 44.09 M 44.10	110-120 kW (150-163 PS)	924 S 944	06/81-12/90								 8x 	 50-92070-10 928.111.193.12  71-25276-20 944.111.135.01 	4x 71-26036-00 944.101.205.02 	81-16847-10 999.113.331.50 38x52 A SL RD FPM  81-20004-30 999.113.264.40 90x110 AB SL LD FPM 
2,5	M 44.40	140 kW (190 PS)	944 S	08/86-07/88							 71-27392-00 928.104.447.09 	4x 12-26058-03 928.104.601.07 (16x)  16x 70-26058-00 928.104.601.04 	 71-26201-10 944.111.205.00  71-25276-20 944.111.135.01 	4x 71-26036-00 944.101.205.02 	81-16847-10 999.113.331.50 38x52 A SL RD FPM  81-20004-30 999.113.264.40 90x110 AB SL LD FPM 
2,5	M 44.50 M 44.51 M 44.52	162-184 kW (220-250 PS)	944 T 944 Turbo	08/85-07/91								 8x 70-27411-00 951.104.195.01 	 71-26405-10 944.111.197.04  71-26182-10 944.111.205.04 	4x 71-26036-00 944.101.205.02 	81-16847-10 999.113.331.50 38x52 A SL RD FPM  81-20004-30 999.113.264.40 90x110 AB SL LD FPM 

PORSCHE															
Ltr.															
2,5	M 96.20	150 kW (204 PS)	BOXSTER	09/96-08/99	<div><div>01-35343-01</div><div>996.100.905.00 +996.110.247.01</div><div></div></div>				<div><div>61-35345-00</div><div>996.104.170.09 87 Ø MLS Cyl. 1-3</div><div></div></div> <div><div>61-35350-00</div><div>996.104.169.03 87 Ø MLS Cyl. 4-6</div><div></div></div>		<div><div>70-31414-10</div><div></div></div>	<div><div>12-31306-05</div><div>996.105.115.52 (24x)</div><div></div><div><div>70-31306-00</div><div>955.105.675.00</div><div></div><div>24x</div></div></div>	<div><div>71-35559-00</div><div> 6x</div><div>996.110.247.01</div><div></div><div><div>71-35347-00</div><div> 2x</div><div>996.111.107.52</div><div></div></div></div>	<div><div>70-31414-10</div><div></div></div>	<div><div>81-35354-00</div><div></div><div>999.113.475.40 40x62 AB SL RD FPM</div><div></div><div><div>81-35353-00</div><div></div><div>999.113.490.40 85x105 A SL LD FPM</div><div></div></div></div>
2,7	M 44.11 M 44.12	121 kW (165 PS)	944	11/88-08/89		<div><div>02-27585-01</div><div>944.100.901.05</div><div></div></div>	<div><div>08-26036-02</div><div>944.100.901.03</div><div></div></div>	<div><div>61-27585-00</div><div>944.104.394.04 106 Ø 1,09 mm</div><div></div></div>			<div><div>12-25824-02</div><div>964.104.111.06 (8x)</div><div></div><div><div>70-25824-20</div><div>964.104.111.04</div><div></div><div>8x</div></div></div>	<div><div>71-25182-10</div><div> 4x</div><div>944.110.163.06</div><div></div><div><div>71-26405-10</div><div> 4x</div><div>944.111.197.04</div><div></div><div><div>71-25276-20</div><div>  2x</div><div>944.111.135.01</div><div></div></div></div></div>	<div><div>71-26036-00</div><div>944.101.205.02</div><div></div></div>	<div><div>81-16847-10</div><div></div><div>999.113.331.50 38x52 A SL RD FPM</div><div></div><div><div>81-20004-30</div><div></div><div>999.113.264.40 90x110 AB SL LD FPM</div><div></div></div></div>	
2,7	M 96.22	155-162 kW (211-220 PS)	BOXSTER	06/99-12/02				<div><div>61-35345-00</div><div>996.104.170.09 87 Ø MLS Cyl. 1-3</div><div></div></div> <div><div>61-35350-00</div><div>996.104.169.03 87 Ø MLS Cyl. 4-6</div><div></div></div>		<div><div>70-31414-10</div><div></div></div>	<div><div>12-31306-05</div><div>996.105.115.52 (24x)</div><div></div><div><div>70-31306-00</div><div>955.105.675.00</div><div></div><div>24x</div></div></div>	<div><div>71-35347-00</div><div> 2x</div><div>996.111.107.52</div><div></div></div>	<div><div>70-31414-10</div><div></div></div>	<div><div>81-35354-00</div><div></div><div>999.113.475.40 40x62 AB SL RD FPM</div><div></div><div><div>81-35353-00</div><div></div><div>999.113.490.40 85x105 A SL LD FPM</div><div></div></div></div>	

PORSCHE																	
Ltr.																	
2,7	911.42 911.47 911.93 911.98	129 kW (175 PS)	911 911 S Carrera	08/73-01/76													
							02-23865-07 911.100.907.03	08-21284-09 911.100.907.05			61-23865-00 912.104.314.00 95 Ø 2,1 mm	6x	71-21282-20  2x 930.105.194.00  71-24725-30  2x 930.105.195.06  70-25824-20 964.104.111.04 	12-21291-01 964.104.111.04 (12x) 	71-24706-20  6x 911.110.192.01  50-85092-40  6x 901.111.195.00 	81-21392-30  30x50 A SL RD FPM  81-15332-20  65x85 A LD MVQ 	
2,7	911.83	154 kW (209 PS)	911 SC Carrera RS	08/72-01/79							61-23865-00 912.104.314.00 95 Ø 2,1 mm	6x	71-21282-20  2x 930.105.194.00  71-24725-30  2x 930.105.195.06  70-25824-20 964.104.111.04 	12-21291-01 964.104.111.04 (12x) 	50-92089-00  6x 911.110.191.01  50-85092-40  6x 901.111.195.00  50-85039-40  10 2x 901.111.193.00 	81-21392-30  30x50 A SL RD FPM  81-15332-20  65x85 A LD MVQ 	
2,7	911.90 911.92	110-121 kW (150-165 PS)	911	09/73-06/77							61-23865-00 912.104.314.00 95 Ø 2,1 mm	6x	71-21282-20  2x 930.105.194.00  71-24725-30  2x 930.105.195.06  70-25824-20 964.104.111.04 	12-21291-01 964.104.111.04 (12x) 	71-24706-20  6x 911.110.192.01  50-85092-40  6x 901.111.195.00  50-85039-40  10 2x 901.111.193.00 	81-21392-30  30x50 A SL RD FPM  81-15332-20  65x85 A LD MVQ 	

PORSCHE

2,9	CSZA CSZB DCAB DGPA DGPB DGPC DGR DGRB DGRB MCS.ZA MDC.AB MDG.PA	243-412 kW (330-560 PS)	CAYENNE MACAN PANAMERA	05/16											
															
															
															
															
															
															
															
															
															
															
															
															
															
															
															
															
															
															
															
															
															
															
															
															
															
															
															
															
															
															
															
															
															
															

PORSCHE															
Ltr.															
3.0	DCBE DCBF DCBG DLZB MCX.TA MDC.BE	243-346 kW (330-470 PS)	CAYENNE MACAN PANAMERA	05/16		 02-10050-02 Cyl. 1-3  02-10051-02 Cyl. 4-6	 08-10164-01		 61-10050-00 9A7 103 148 00 85,5 Ø MLS Cyl. 1-3  61-10051-00 9A7 103 149 00 85,5 Ø MLS Cyl. 4-6	 14-32382-01 2x	 71-17610-00 9A7 103 650 10 Cyl. 1-3  71-17614-00 9A7 103 649 10 Cyl. 4-6 	 12-17609-02 955 105 675 00 (12X) +9A7 109 675 10 (12X)  70-17609-00 AS 9A7 109 675 10 12x  70-31306-00 ES 955.105.675.00 12x	 71-17607-00  9A7 133 198 02 2x  71-17630-00  9A7 253 039 10 2x	 70-31414-10 	 81-36027-00  955.101.052.00 55x70 A SL RD PTFE  81-35553-00  955.101.053.00 85x105 A SL LD PTFE ACM 


PORSCHE															
Ltr.															
3,0	M 05.9D M 05.9E	176 kW (239-240 PS)	CAYENNE	02/09											
					02-36049-02 Cyl. 1-3 	08-39131-01 	04-10255-01	61-36470-00 955.104.173.02 84 Ø 1,1 mm MLS Cyl. 1-3 	14-32196-01 955.104.174.02 	2x 71-36049-00 955.105.232.10 Cyl. 1-3 	12-31306-05 996.105.115.52 (24x) 	71-36089-00 2x 955.110.247.00 	70-31414-10 	81-36027-00 955.101.052.00 55x70 A SL RD PTFE 	
					02-36051-02 Cyl. 4-6 			61-36470-10 955.104.173.12 84 Ø 1,15 mm MLS Cyl. 1-3 		71-36051-00 955.105.231.10 Cyl. 4-6 	70-31306-00 955.105.675.00 	24x 		81-35553-00 955.101.053.00 85x105 A SL LD PTFE ACM 	
								61-36470-20 955.104.173.22 84 Ø 1,2 mm MLS Cyl. 1-3 						81-19299-10 955.104.185.00 32x47 A SL WD FPM 	
								61-36475-00 955.104.174.02 84 Ø 1,1 mm MLS Cyl. 4-6 							
								61-36475-10 955.104.174.12 84 Ø 1,15 mm MLS Cyl. 4-6 							
								61-36475-20 955.104.174.22 84 Ø 1,2 mm MLS Cyl. 4-6 							
3,0	M 44.41	155 kW (211 PS)	944 S2	12/88-07/91				61-27585-00 944.104.394.04 106 Ø 1,09 mm 		71-27159-00 928.104.443.08 	12-26058-03 928.104.601.07 (16x) 	71-28844-00 944.110.305.00 	71-26036-00 944.101.205.02 	81-16847-10 999.113.331.50 38x52 A SL RD FPM 	
										71-27392-00 928.104.447.09 	70-26058-00 928.104.601.04 	16x 	71-26201-10 4x 944.111.205.00 		81-20004-30 999.113.264.40 90x110 AB SL LD FPM
												71-25276-20 2x 944.111.135.01 			

PORSCHE


Ltr.  3,0 M 44.43 176 kW (239 PS) 968 06/91-11/95




02-27585-03
944.104.901.02




08-26036-03
944.100.901.07




61-27585-00
944.104.394.04
106 Ø
1,09 mm




71-27159-00
928.104.443.08




71-27392-00
928.104.447.09





12-26058-03
928.104.601.07 (16x)





70-26058-00
928.104.601.04






71-28844-00 
944.110.305.00




71-26201-10  4x
944.111.205.00





71-25276-20   2x
944.111.135.01





71-26036-00
944.101.205.02



81-16847-10 
999.113.331.50
38x52
A SL RD FPM

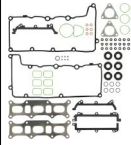


81-20004-30 
999.113.264.40
90x110
AB SL LD FPM




3,0 MCD.UD 155-245 kW (211-333 PS) CAYENNE 06/10
MCN.RB
MCR.C
MCR.CA
MCR.CB
MCR.CC
MCT.BA
MCT.BB
MCT.BC
MCV.VA
MCV.VB
MCV.VC


02-40487-01




08-10000-01





61-37435-00
958.104.173.11
84 Ø
1,58 mm
MLS
Cyl. 1-3




61-37435-10
958.104.173.21
84 Ø
1,63 mm
MLS
Cyl. 1-3




61-37435-20
958.104.173.31
84 Ø
1,68 mm
MLS
Cyl. 1-3




61-37440-00
958.104.174.11
84 Ø
1,58 mm
MLS
Cyl. 4-6




61-37440-10
958.104.174.21
84 Ø
1,63 mm
MLS
Cyl. 4-6




61-37440-20
958.104.174.31
84 Ø
1,68 mm
MLS
Cyl. 4-6



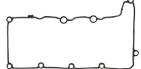
14-32324-01
WHT 005 262 (8x)




71-40487-00
958.105.232.10
Cyl. 1-3




71-40488-00
958.105.231.10
Cyl. 4-6



12-31306-05
996.105.115.52 (24x)



70-31306-00
955.105.675.00



71-40512-00  6x
958.110.148.00



71-40522-00  6x
958.110.147.10





71-40481-00  2x
958.111.181.20





70-31414-10




81-36027-00 
955.101.052.00
55x70
A SL RD PTFE



81-40489-00 
958.101.153.10
85x105
A SL LD FPM

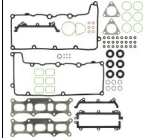


PORSCHE

Ltr.  3,0 MCN.RB 176 kW (239 PS) CAYENNE  06/10



02-40487-01



08-10000-01



04-10255-01 




61-37435-00
958.104.173.11
84 Ø
1,58 mm
MLS
Cyl. 1-3



61-37435-10
958.104.173.21
84 Ø
1,63 mm
MLS
Cyl. 1-3



61-37435-20
958.104.173.31
84 Ø
1,68 mm
MLS
Cyl. 1-3




61-37440-00
958.104.174.11
84 Ø
1,58 mm
MLS
Cyl. 4-6



61-37440-10
958.104.174.21
84 Ø
1,63 mm
MLS
Cyl. 4-6



61-37440-20
958.104.174.31
84 Ø
1,68 mm
MLS
Cyl. 4-6

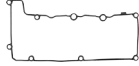


14-32324-01
WHT 005 262 (8x)

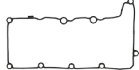


2x

71-40487-00
958.105.232.10
Cyl. 1-3



71-40488-00
958.105.231.10
Cyl. 4-6



12-31306-05
996.105.115.52 (24x)



70-31306-00
955.105.675.00



24x

71-40512-00 

958.110.148.00

71-40522-00 

958.110.147.10

71-40481-00 

958.111.181.20



6x

6x

2x

70-31414-10



81-36027-00 

955.101.052.00
55x70
A SL RD PTFE




81-40489-00 

958.101.153.10
85x105
A SL LD FPM



3,0 930.02 147 kW (200 PS) 911 SC Carrera 09/75-06/77

02-24335-04
930.100.907.03



08-21284-09
911.100.907.05



61-24335-00 6x
930.104.317.00
102 Ø
2,6 mm



71-21282-20  2x
930.105.194.00



71-24725-30  2x
930.105.195.06



12-21291-01
964.104.111.04 (12x)



70-25824-20
964.104.111.04



12x

71-24706-20  6x
911.110.192.01



50-85092-40  6x
901.111.195.00



81-21392-30 









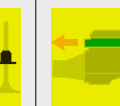
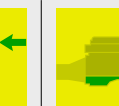




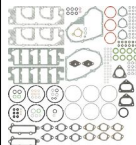







































999.113.290.42
30x50
A SL RD FPM







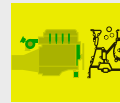




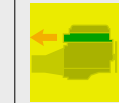




















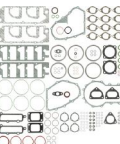






























81-15332-20 

999.113.057.50
65x85
A LD MVQ



PORSCHE															
															
Ltr.															
3,0	930.03 930.13	132 kW (180 PS)	911 SC Carrera 911 SC CARRERA	07/77-06/80						 	 	 		 	
3,0	930.09 930.10 930.12 930.19	138-154 kW (188-209 PS)	911 SC 911 SC Carrera 911 SC CARRERA	03/74-10/83						 	 			 	
3,0	930.50 930.52	191 kW (260 PS)	911 T	01/75-12/77						 	 	 		 	
3,2	M02.2Y	177-184 kW (241-250 PS)	CAYENNE	08/03-09/07				 		 	  		 		

PORSCHE

<div>Ltr. </div>														
3,2	930.20 930.21 930.25 930.26	152-170 kW (207-231 PS)	911 911 Carrera 911 SC Carrera	08/83		02-24725-04 930.100.907.04 	08-21284-08 930.100.901.04 			71-21282-20  2x 930.105.194.00  71-24725-30  2x 930.105.195.06 	12-21291-01 964.104.111.04 (12x)  70-25824-20 964.104.111.04  12x	71-25738-10  12x 999.113.197.11  50-85097-20  6x 901.111.191.13 		81-21392-30  999.113.290.42 30x50 A SL RD FPM  81-20004-30  999.113.264.40 90x110 AB SL LD FPM 
3,3	M 30.69	235 kW (320 PS)	911 Turbo	08/90-09/93		02-83195-01 930.100.908.03 		41-83195-00 6x 930.104.381.01 97,2 Ø 		71-21282-20  2x 930.105.194.00  71-24725-30  2x 930.105.195.06 	12-21291-01 964.104.111.04 (12x)  70-25824-20 964.104.111.04  12x	71-24706-20  12x 911.110.192.01 		81-21392-30  999.113.290.42 30x50 A SL RD FPM  81-20004-30  999.113.264.40 90x110 AB SL LD FPM 
3,3	930.60 930.66 930.68	210-243 kW (286-330 PS)	911 911 SC Turbo 911 Turbo 911 Turbo S	09/77		02-24725-03 930.100.908.02 	08-21284-08 930.100.901.04 			71-21282-20  2x 930.105.194.00  71-24725-30  2x 930.105.195.06 	12-21291-01 964.104.111.04 (12x)  70-25824-20 964.104.111.04  12x	71-24706-20  12x 911.110.192.01  71-23858-10  6x 911.113.190.00 		81-21392-30  999.113.290.42 30x50 A SL RD FPM  81-20004-30  999.113.264.40 90x110 AB SL LD FPM 

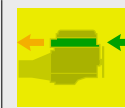
PORSCHE

Ltr.  3,4 M 96.01
M 96.02
M 96.04

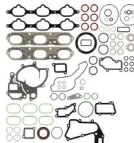
221-235 kW (301-320 PS)

911 Carrera
911 CARRERA
911 Carrera 4

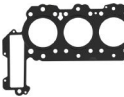
08/97-09/01 



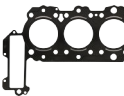
01-35343-02
986.100.905.00
+996.110.103.50
+997.110.247.00



61-37335-00
996.104.270.05
97 Ø
MLS
Cyl. 1-3



61-37340-00
996.104.269.00
97 Ø
MLS
Cyl. 4-6




70-31414-10



12-31306-05
996.105.115.52 (24x)





70-31306-00
955.105.675.00





71-38457-00  6x
997.110.247.00



71-38458-00  2x
996.110.103.50



71-35347-00  2x
996.111.107.52



70-31414-10


81-35354-00  40x62
AB SL RD FPM



81-35353-00  85x105
A SL LD FPM



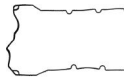
3,6 M 46.20
M 46.40

220 kW (300 PS)


PANAMERA

05/10-07/13


71-11919-00
946.105.935.00
Cyl. 1-3



71-11920-00
946.105.936.00
Cyl. 4-6



71-11923-00 6x
948.105.937.02

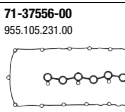

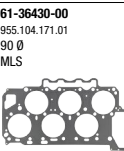
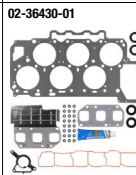


3,6 M 55.01


213 kW (290 PS)

CAYENNE


02/07-09/10





12-31306-05
996.105.115.52 (24x)





70-31306-00
955.105.675.00





71-37568-00  955.110.147.00



71-37501-00  955.111.171.00
Cyl. 1-3



71-37502-00  955.111.172.00
Cyl. 4-6











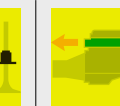
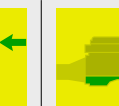






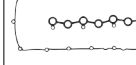













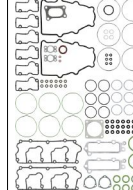













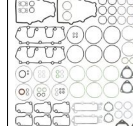



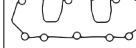








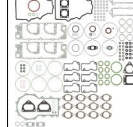













81-90057-00  958.101.151.00
















































81-34819-00  955.101.051.00
85x105
A SL LD PTFE ACM




PORSCHE


PORSCHE															
Ltr.															
3,6	M 55.02 MCE.YA	220-224 kW (300-305 PS)	CAYENNE	06/10					61-36430-00 955.104.171.01 90 Ø MLS 	14-32275-01 WHT 000 497 A (13x) +WHT 000 789 A (7x) 	71-37556-00 955.105.231.00 	12-31306-05 996.105.115.52 (24x)  24x 70-31306-00 955.105.675.00 	71-37568-00  955.110.147.00  71-39042-00  958.111.181.00 Cyl. 1-3  71-39043-00  958.111.182.00 Cyl. 4-6 	70-31414-10 	81-90057-00  958.101.151.00  81-34819-00  955.101.051.00 85x105 A SL LD PTFE ACM 
3,6	M 64.01 M 64.02 M 64.03	184-191 kW (250-260 PS)	911 911 Carrera 911 CARRERA 911 Carrera RS 911 Carrera 4	12/88-06/94		02-29155-01 964.100.902.00 	08-21284-08 930.100.901.04 		71-29154-00 6x 964.104.115.20 106 Ø 1 mm 		71-29001-00 6x 964.105.173.01  71-29002-00 2x 964.105.135.01 	12-21291-01 964.104.111.04 (12x)  12x 70-25824-20 964.104.111.04 	40-77522-10  964.110.713.00 6x 71-24953-30  993.111.195.00 6x 		81-21392-30  999.113.290.42 30x50 A SL RD FPM  81-20004-30  999.113.264.40 90x110 AB SL LD FPM 
3,6	M 64.05 M 64.06 M 64.07 M 64.08 M 64.21 M 64.22 M 64.23 M 64.24 M 64.60 64.07 64.08	200-300 kW (272-408 PS)	911 911 Carrera 911 Carrera 4 911 Turbo 4	10/93		02-29154-01 993.100.902.00 	08-21284-08 930.100.901.04 		71-29154-00 6x 964.104.115.20 106 Ø 1 mm 		71-33400-00 6x 993.105.173.02  71-33401-00 2x 993.105.135.02 	12-28590-01 993.104.111.02 (12x)  12x 70-28590-00 993.104.111.02 	71-24953-30  993.111.195.00 6x 		81-21392-30  999.113.290.42 30x50 A SL RD FPM  81-20004-30  999.113.264.40 90x110 AB SL LD FPM 
3,6	M 64.50 64.50	265 kW (360 PS)	911 Turbo	01/93		02-29154-02 964.100.908.00 			71-29154-00 6x 964.104.115.20 106 Ø 1 mm 		71-24725-30  930.105.195.06 2x  71-29001-00 6x 964.105.173.01 	12-21291-01 964.104.111.04 (12x)  12x 70-25824-20 964.104.111.04 	71-24706-20  911.110.192.01 12x 		81-21392-30  999.113.290.42 30x50 A SL RD FPM  81-20004-30  999.113.264.40 90x110 AB SL LD FPM 

PORSCHE																	
Ltr. 																	
3,6 M 64.60R	316 kW (430 PS)	911 Turbo GT2 911 Turbo GT2 4	03/95-09/97				08-21284-08 930.100.901.04 		71-29154-00 964.104.115.20 106 Ø 1 mm 	6x					81-21392-30 K 999.113.290.42 30x50 A SL RD FPM  81-20004-30 K 999.113.264.40 90x110 AB SL LD FPM 		
3,6 M 64.60RS	331 kW (450 PS)	911 GT2	06/97-09/97						71-29154-00 964.104.115.20 106 Ø 1 mm 	6x	71-33400-00 993.105.173.02  71-33401-00 993.105.135.02 	6x 2x			81-21392-30 K 999.113.290.42 30x50 A SL RD FPM  81-20004-30 K 999.113.264.40 90x110 AB SL LD FPM 		
3,7 M 64.20	221 kW (300 PS)	911 Carrera RS	06/95-09/97		02-29154-01 993.100.902.00 	08-21284-08 930.100.901.04 			71-29154-00 964.104.115.20 106 Ø 1 mm 	6x	71-33400-00 993.105.173.02  71-33401-00 993.105.135.02 	6x 2x	12-28590-01 993.104.111.02 (12x)  70-28590-00 993.104.111.02 	12x	71-24953-30  993.111.195.00 	6x	81-21392-30 K 999.113.290.42 30x50 A SL RD FPM  81-20004-30 K 999.113.264.40 90x110 AB SL LD FPM 
3,8 M 64.05S M 64.06S	210 kW (286 PS)	911 Carrera 911 Carrera 4	06/95-09/97		02-29154-01 993.100.902.00 	08-21284-08 930.100.901.04 			71-29154-00 964.104.115.20 106 Ø 1 mm 	6x	71-33400-00 993.105.173.02  71-33401-00 993.105.135.02 	6x 2x	12-28590-01 993.104.111.02 (12x)  70-28590-00 993.104.111.02 	12x	71-24953-30  993.111.195.00 	6x	81-21392-30 K 999.113.290.42 30x50 A SL RD FPM  81-20004-30 K 999.113.264.40 90x110 AB SL LD FPM 


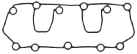
PORSCHE

Ltr.  3,8 M 64.21S 221 kW (300-301 PS) 911 CARRERA 08/95-09/97



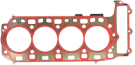
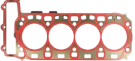
71-29154-00 6x
964.104.115.20
106 Ø
1 mm







71-33400-00 6x
993.105.173.02

71-33401-00 2x
993.105.135.02




4,0 CVDA
CVDD
CVDE
DCUA
DCUD
DWNA
MCVDA
MDCUA 338-515 kW (460-700 PS) CAYENNE
PANAMERA 05/16

61-11251-00
9A7 103 383 01
87 Ø
MLS
Cyl. 1-4

61-11252-00
9A7 103 383 00
85 Ø
MLS
Cyl. 5-8


12-12548-01 2x
955.105.675.00 (8X)
+955.105.675.20 (8X)

70-12548-00 AS 16x
955.105.675.20

70-31306-00 ES 16x
955.105.675.00




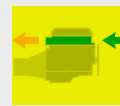
70-31414-10

81-36026-00 K 
55x72
A SL RD PTFE

81-35553-00 K 
955.101.053.00
85x105
A SL LD PTFE ACM


PORSCHE

Ltr.  4,0 MDB.UC 310 kW (422 PS)  PANAMERA  05/16



61-11246-00
9A7 103 383 30
84,3 Ø
1,6 mm
MLS
Cyl. 1-4



61-11246-10
9A7 103 383 31
84,3 Ø
1,65 mm
MLS
Cyl. 1-4



61-11246-20
9A7 103 383 32
84,3 Ø
1,7 mm
MLS
Cyl. 1-4




61-11247-00
9A7 103 383 33
84,3 Ø
1,6 mm
MLS
Cyl. 5-8



61-11247-10
9A7 103 383 34
84,3 Ø
1,65 mm
MLS
Cyl. 5-8



61-11247-20
9A7 103 383 35
84,3 Ø
1,7 mm
MLS
Cyl. 5-8



14-32324-02
WHT 005 262 (10x)

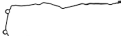
2x



71-21265-00
Cyl. 1-4



71-21266-00
Cyl. 5-8



71-42784-00
958 105 585 00

8x



12-12548-01
955.105.675.00 (8x)
+955.105.675.20 (8x)

2x



70-12548-00 AS
955.105.675.20

16x



70-31306-00 ES
955.105.675.00

16x



71-21255-00  2x



70-31414-10



81-36027-00 K 

955.101.052.00
55x70
A SL RD PTFE

















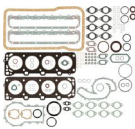








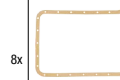







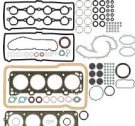
















81-40489-00 K 

958.101.153.10
85x105
A SL LD FPM




27 von 31

PORSCHE






PORSCHE															
Ltr.															
4,7	M 28.11 M 28.12 M 28.19 M 28.20 M 28.21 M 28.22	178-228 kW (242-310 PS)	928 928 S	09/79	01-24710-02 928.100.901.01 				61-24710-20 928.104.361.07 98,7 Ø 1,1 mm Cyl. 1-4  61-24715-20 928.104.362.07 98,7 Ø 1,1 mm Cyl. 5-8 		12-25824-01 964.104.111.07 (16x)  70-25824-20 964.104.111.04  16x	71-24579-10  8x 928.110.330.03  50-92070-10  8x 928.111.193.12 	71-13003-00 928.101.207.00 	81-21108-20  999.113.263.40 60x85 A RD FPM  81-20004-30  999.113.264.40 90x110 AB SL LD FPM 	
4,8	M 48.20 M 48.40	294 kW (400 PS)	PANAMERA PANAMERA S	09/09-07/13							71-11921-00 948.105.935.01 Cyl. 1-4  71-11922-00 948.105.936.01 Cyl. 5-8  71-11923-00 8x 948.105.937.02 				
5,0	M 28.41 M 28.42 M 28.47	221-243 kW (300-330 PS)	928 928 GT 928 S4	08/86-07/91	01-26035-04 928.100.901.03 	02-26035-04 928.104.903.01 +928.104.601.07(32x) 			61-26035-10 928.104.367.11 102 Ø 1,4 mm Cyl. 1-4 61-26035-20 928.104.367.05 102 Ø 1,1 mm Cyl. 1-4  61-26040-10 928.104.368.11 102 Ø 1,4 mm Cyl. 5-8 61-26040-20 928.104.368.05 102 Ø 1,1 mm Cyl. 5-8 	71-27159-00 8x 928.104.443.08  71-27392-00 2x 928.104.447.09 	12-26058-03 2x 928.104.601.07 (16x)  70-26058-00 32x 928.104.601.04 	71-28281-00  2x 928.110.580.02  71-26201-10  8x 944.111.205.00 	71-13003-00 928.101.207.00 	81-21108-20  999.113.263.40 60x85 A RD FPM  81-20004-30  999.113.264.40 90x110 AB SL LD FPM 	

PORSCHE





Ltr.  5,0 M 28.43 200-215 kW (272-292 PS) 928 928 S 09/84-12/86  1



01-26035-03
928.100.901.02



02-26035-03
928.104.903.00
+928.104.601.07(32x)



61-26035-10
928.104.367.11
102 Ø
1,4 mm
Cyl. 1-4

61-26035-20
928.104.367.05
102 Ø
1,1 mm
Cyl. 1-4



61-26040-10
928.104.368.11
102 Ø
1,4 mm
Cyl. 5-8

61-26040-20
928.104.368.05
102 Ø
1,1 mm
Cyl. 5-8



71-27159-00
928.104.443.08



71-27161-00
928.104.447.06




12-26058-03
928.104.601.07 (16x)




70-26058-00
928.104.601.04



71-27153-10  2x



71-26201-10  8x




71-13003-00
928.101.207.00



81-21108-20 
999.113.263.40
60x85
A RD FPM



81-20004-30 
999.113.264.40
90x110
AB SL LD FPM



Haftungsausschluss

(für Katalog)

Alle Angaben in unserem Katalog wurden von uns sorgfältig geprüft, sind jedoch unverbindlich. Ersatzansprüche wegen Katalogangaben werden von uns nicht anerkannt. Der Käufer ist selbst verpflichtet, zu prüfen, ob unsere Teile für seine Zwecke geeignet sind. In allen Zweifelsfällen sollte Rücksprache mit unserem technischen Kundendienst erfolgen **Tel. +49 731 7046 999**.

Technische Weiterentwicklungen oder Änderungen bleiben vorbehalten, soweit damit keine Nachteile für den Kunden verbunden sind.

Angaben, Namens- und Markenzeichen, Beschreibungen, Nummern von Fahrzeugnummern und Herstellerzeichen, Original-Ersatzteilnummern der Fahrzeug- und Motorenhersteller u. a. sind ausschließlich für interne Zwecke gedacht. Solche Kennzeichnungen dürfen Fahrzeugbesitzern gegenüber nicht verwendet werden.

Wir weisen ausdrücklich darauf hin, dass alle von uns gelieferten Teile von geschultem Fachpersonal einzubauen sind. Reinz haftet für Fehler in diesem Katalog nur, wenn diese für den Kunden nicht offenbar erkennbar sind sowie nur bei Vorsatz und grober Fahrlässigkeit von Reinz, eines Vertreters oder eines Erfüllungsgehilfen. Dieser Haftungsausschluss gilt nicht im Rahmen

des Anwendungsbereichs des Produkthaftungsgesetzes und nicht bei Verletzung von Körper, Leben und Gesundheit, sowie bei der Verletzung von sog. Kardinalpflichten. Darüber hinaus ist unsere Haftung für Schäden, insbesondere für Personen-, Sach- oder Vermögensschäden, die unmittelbar oder mittelbar im Zusammenhang mit der Nutzung dieses Kataloges auftreten, sowie für nicht voraussehbare Schäden ausgeschlossen.

Reinz ist Inhaber aller Schutzrechte an den in diesem Katalog gespeicherten Daten. Kopie, Nachdruck, ganze oder teilweise Übernahme der Inhalte und Vervielfältigung, auch auszugsweise, ist nur mit unserer vorheriger schriftlichen Zustimmung sowie mit unserem Urheberrechtsvermerk zulässig.

Für Bestellungen, welche ab dem Erscheinungsdatum eines neuen Katalogs getätigt werden, sind alleine die Angaben des neuen Katalogs maßgeblich. Auf Angaben im Vorkatalog kann bei Neubestellungen nicht mehr zurückgegriffen werden.

Sofern Sie noch Fragen haben, bitten wir Sie, sich mit uns in Verbindung zu setzen.

VictorReinz.com/AGB

Exclusion of Liability

(for catalog)

All details in our catalog have been thoroughly checked by us but are however not binding. Right to damages on account of catalog details will not be recognized. The purchaser is obliged to check if our parts are suitable for their use. In all doubtful cases, the purchaser should consult our technical customer service under **+49 731 7046 999**.

We reserve the right to further technical developments or changes as long as no disadvantage for the customer results.

Details, name and trademarks, descriptions, numbers from vehicle numbers and manufacturer symbols, original vehicle replacement part numbers and engine manufacturer etc. are solely for internal use. Such labels must not be used with vehicle owners.

We specifically point out that all parts supplied by us must be assembled by trained specialists.

Reinz is liable for mistakes in this catalog only when they are not clearly recognizable for the customer, as well as by intent or gross negligence on the part of Reinz, it's representative or vicarious agent. This exclusion of liability does not apply within the framework of the field of

application of the product liability laws and not by bodily harm, life and health, as well as by violation of cardinal duties. In addition, our liability for damages, especially personal, property or financial damages that occur directly or indirectly as a result of the use of this catalog, as well as non-foreseeable damages are excluded.

Reinz is the owner of all patent rights on the data stored in this catalog. Copies, reprints, whole or partial takeover of the contents and duplication even in excerpts are only permissible with our prior written approval, as well as with our copyright note.

For orders placed after the publication date of a new catalog, only the details in the new catalog are binding and no fall back to details in the previous catalog is possible.

In case you have further questions, do not hesitate to contact us.

VictorReinz.com/AGB

VictorReinz.com

reinz.info@dana.com

Technical Hotline +49 (0)731 7046-9 99

REINZ-Dichtungs-GmbH

Reinzstrasse 3-7
89233 Neu-Ulm
Germany
+49 (0)731 7046-0

VICTOR REINZ[®]

